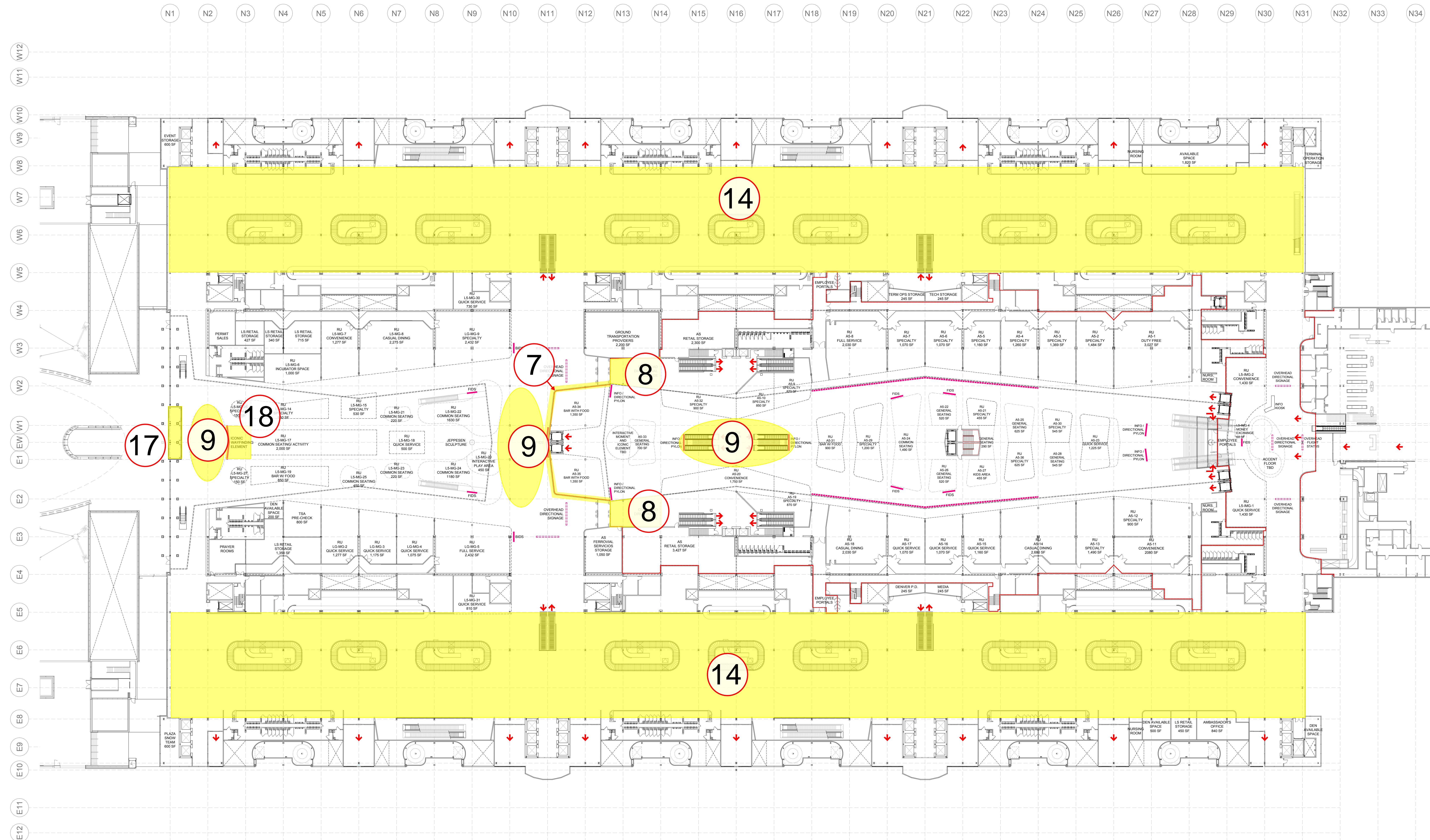


APPENDIX 8

Executive Review Priorities Map



1. Airline pods (all)
2. TSA queue boundary wall
3. TSA boutique walls
4. L6 guardrails at stab edge
5. L6 Sterile Area division wall at slab edge
6. Exterior roof patio along L6 AOB Corridor
7. Wall dividing L5 landside and airside
8. L5 egress area from AGTS
9. Flooring at L5 (3 specific areas)
10. Tent mast wraps
11. Curb appearance/Canopy and Median
- 12 Wayfinding signage package
13. security cameras and speakers
14. Ceiling above Bag Claim Area east and west
15. AGTS station platform floor
16. AOB Corridor
17. South entry vestibule from exterior plaza
18. Iconic signage element at south end of Landside Plaza
19. AOB lobby entry
20. Customer experience elements
21. Ticketing equipment and kiosks*
22. FF&E (as related to public spaces only)*

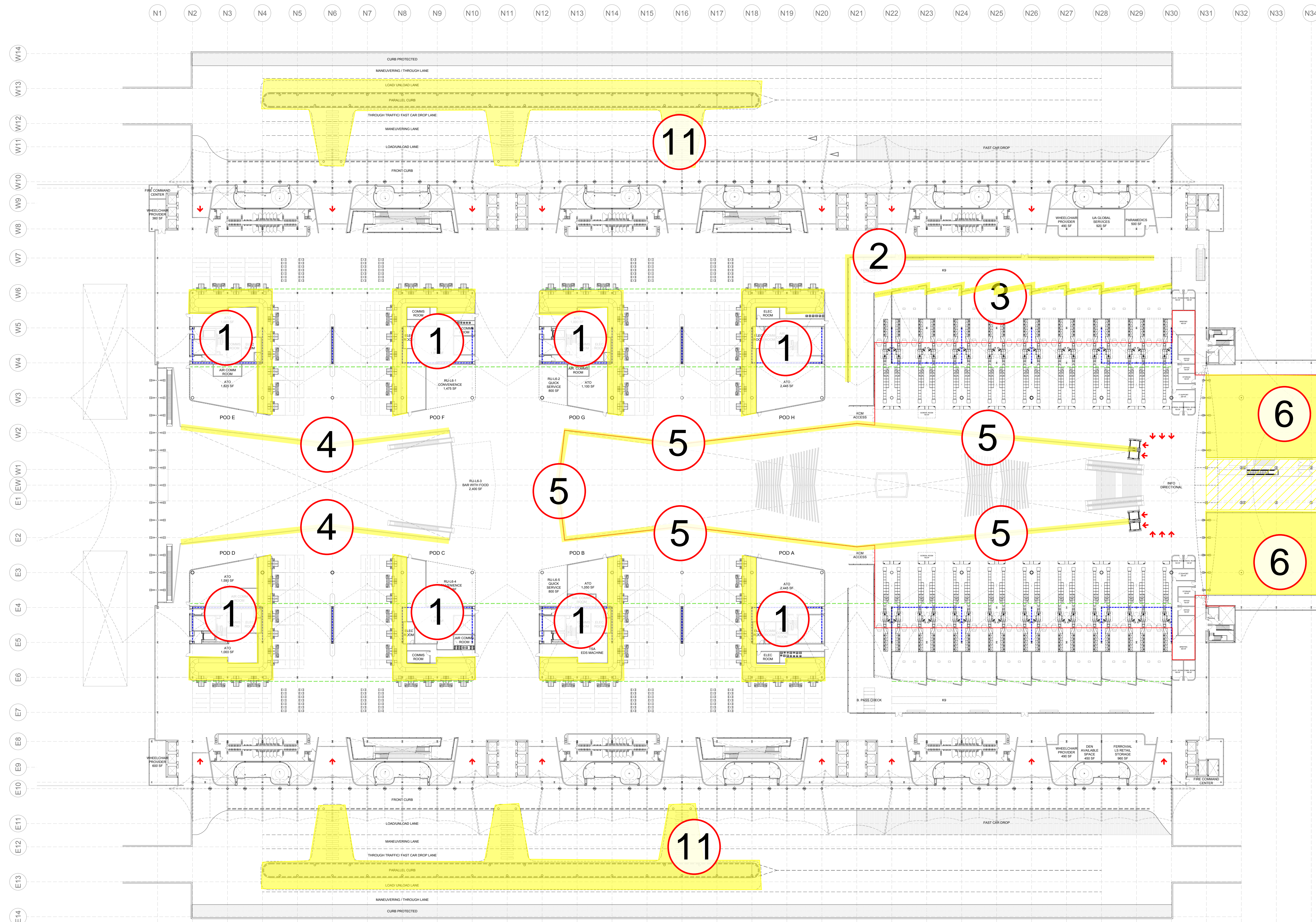
*Subject to applicable Allowance contemplated in Section 13.4 of the Agreement, and will not result in a Change Directive under Step 6 below.

PROJECT NAME:
THE GREAT HALL PROJECT

DESIGNED BY:
ferrovial agroman US Corp. **SAUNDERS**

CONSULTANT:
LVA
luis vidal + architects

10	Tent Mast Wraps	20	Customer Experience Elements
12	Wayfinding Signage Package	22	FF&E (as related to public spaces only)*
13	Security Cameras and Speakers		



1. Airline pods (all)
2. TSA queue boundary wall
3. TSA boutique walls
4. L6 guardrails at stab edge
5. L6 Sterile Area division wall at slab edge
6. Exterior roof patio along L6 AOB Corridor
7. Wall dividing L5 landside and airside
8. L5 egress area from AGTS
9. Flooring at L5 (3 specific areas)
10. Tent mast wraps
11. Curb appearance/Canopy and Median
12. Wayfinding signage package
13. security cameras and speakers
14. Ceiling above Bag Claim Area east and west
15. AGTS station platform floor
16. AOB Corridor
17. South entry vestibule from exterior plaza
18. Iconic signage element at south end of Landside Plaza
19. AOB lobby entry
20. Customer experience elements
21. Ticketing equipment and kiosks*
22. FF&E (as related to public spaces only)*

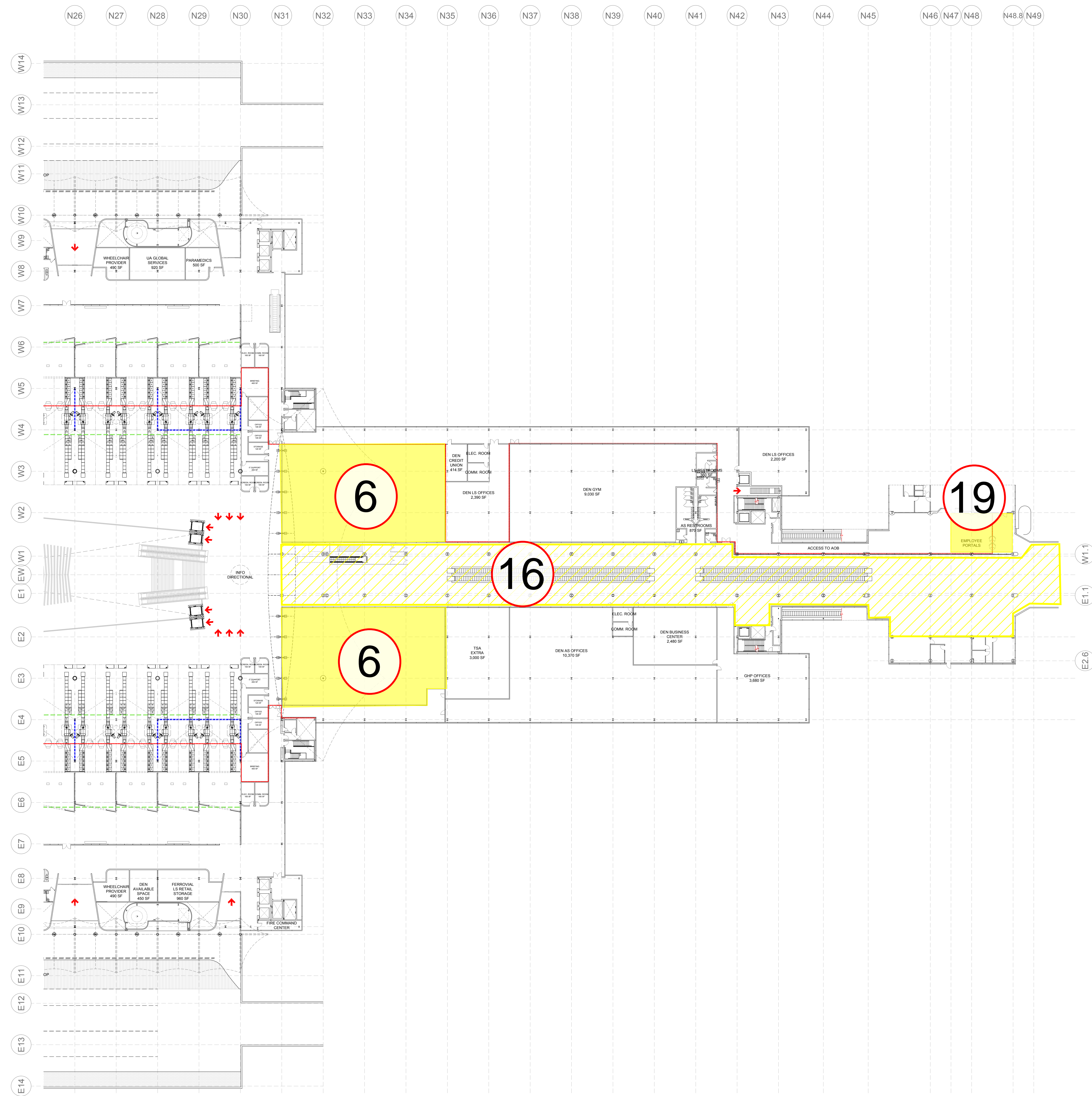
*Subject to applicable Allowance contemplated in Section 13.4 of the Agreement, and will not result in a Change Directive under Step 6 below.

PROJECT NAME:
THE GREAT HALL PROJECT

DESIGNED BY:
ferrovial agroman US Corp. SAUNDERS

CONSULTANT:
LVA luis vidal + architects

10 Tent Mast Wraps	20 Customer Experience Elements
12 Wayfinding Signage Package	21 Ticketing equipment and Kiosks*
13 Security Cameras and Speakers	22 FF&E (as related to public spaces only)*



1. Airline pods (all)
2. TSA queue boundary wall
3. TSA boutique walls
4. L6 guardrails at stab edge
5. L6 Sterile Area division wall at slab edge
6. Exterior roof patio along L6 AOB Corridor
7. Wall dividing L5 landside and airside
8. L5 egress area from AGTS
9. Flooring at L5 (3 specific areas)
10. Tent mast wraps
11. Curb appearance/Canopy and Median
12. Wayfinding signage package
13. security cameras and speakers
14. Ceiling above Bag Claim Area east and west
15. AGTS station platform floor
16. AOB Corridor
17. South entry vestibule from exterior plaza
18. Iconic signage element at south end of Landside Plaza
19. AOB lobby entry
20. Customer experience elements
21. Ticketing equipment and kiosks*
22. FF&E (as related to public spaces only)*

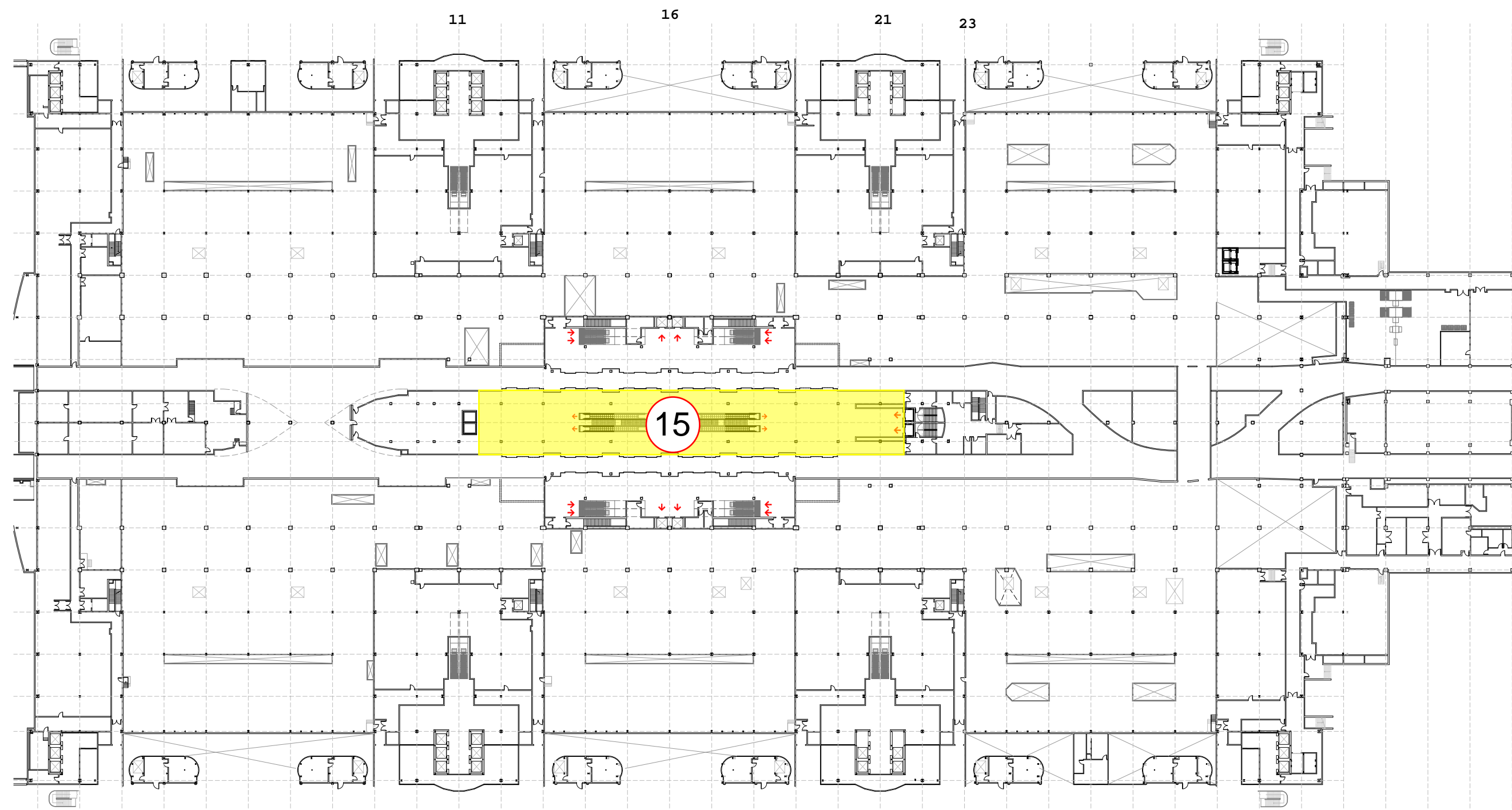
**Subject to applicable Allowance contemplated in Section 13.4 of the Agreement, and will not result in a Change Directive under Step 6 below.*

PROJECT NAME:
THE GREAT HALL PROJECT

DESIGNED BY:
ferrovial agroman US Corp. **SAUNDERS**

CONSULTANT:
LVA
luis vidal + architects

10 Tent Mast Wraps	20 Customer Experience Elements
12 Wayfinding Signage Package	22 FF&E (as related to public spaces only)*
13 Security Cameras and Speakers	



1. Airline pods (all)
 2. TSA queue boundary wall
 3. TSA boutique walls
 4. L6 guardrails at stab edge
 5. L6 Sterile Area division wall at slab edge
 6. Exterior roof patio along L6 AOB Corridor
 7. Wall dividing L5 landside and airside
 8. L5 egress area from AGTS
 9. Flooring at L5 (3 specific areas)
 10. Tent mast wraps
 11. Curb appearance/Canopy and Median
 12. Wayfinding signage package
 13. security cameras and speakers
 14. Ceiling above Bag Claim Area east and west
 15. AGTS station platform floor
 16. AOB Corridor
 17. South entry vestibule from exterior plaza
 18. Iconic signage element at south end of Landside Plaza
 19. AOB lobby entry
 20. Customer experience elements
 21. Ticketing equipment and kiosks*
 22. FF&E (as related to public spaces only)*
- *Subject to applicable Allowance contemplated in Section 13.4 of the Agreement, and will not result in a Change Directive under Step 6 below.*