



**Denver Public Works**

Engineering Division  
Capital Projects Management - Dept. 506  
Right-of-Way Services - Dept. 507  
Traffic Engineering Services - Dept. 508  
Policy and Planning - Dept. 509

201 West Colfax Avenue  
Denver, CO 80202  
[www.Work4Denver.com](http://www.Work4Denver.com)

**NOTICE OF APPARENT LOW BIDDER**

Sky Blue Builders, LLC.  
7108 S. Alton Way BLDG M  
Centennial, CO 80112

The EXECUTIVE DIRECTOR OF PUBLIC WORKS has considered the Bids submitted on **April 28, 2016**, for work to be done and materials to be furnished in and for:

**CONTRACT 201626972 - 2016 Enhanced Bicycle Facilities Construction Services Master On-Call**

as set forth in detail in the Contract Documents for the City and County of Denver, Colorado. It appears that your Bid is fair, equitable, and to the best interest of the City and County; therefore, said Bid is hereby accepted at the bid price contained herein, subject to the approval and execution of the Contract Documents by the City in accordance with the Charter of the City and County of Denver, and to your furnishing the items specified below. The award is based on the total bid items : **Ninety-Eight (98) bid items (202-00001 through A/W 02)** the total cost thereof being: **Five Million Six Hundred Seven Thousand Five Hundred Eighty One Dollars and Thirty Four Cents (\$5,607,581.34)**.

It will be necessary for you to appear forthwith at the office of the Department of Public Works, Contract Administration, 201 W. Colfax Ave., Dept 614, Denver, Colorado 80202, to receive the said Contract Documents, execute the same and return them to the Department of Public Works, Contract Administration within the time limit set forth in the Bid Package Documents.

In accordance with the requirements set forth in the Contract Documents, you are required to furnish the following documents:

- a. Insurance Certificates: General Liability and Automotive Liability, Workman's Compensation and Employer Liability;
- b. Payment and Performance Bond along with One original Power of Attorney relative to Performance and/or Payment Bond; and,

All construction Contracts made and entered into by the City and County of Denver are subject to Affirmative Action and Equal Opportunity Rules and Regulations, as adopted by the Manager of Public Works, and each contract requiring payment by the City of one-half million dollars (\$500,000.00) or more shall first be approved by the City Council acting by ordinance and in accordance with Section B1.12.2 of the Charter of the City and County of Denver.

Prior to issuance of Notice to Proceed, all Equal Opportunity requirements must be completed. Additional information may be obtained by contacting the Director of Contract Compliance at (720-913-1700).

**NOTICE OF APPARENT LOW BIDDER**

CONTRACT NO. 201626972


Page 2

The Bid Security submitted with your Bid, will be returned upon execution of the Contract and furnishing of the Performance Bond. In the event you should fail to execute the Contract and to furnish the performance Bond within the time limit specified, said Bid Security will be retained by the City and County of Denver as liquidated damages, and not as a penalty for the delay and extra work caused thereby.

Dated at Denver, Colorado this 4<sup>TH</sup> day of May 2016.

CITY AND COUNTY OF DENVER

By

  
\_\_\_\_\_  
Jose M. Cornejo, P.E.  
Executive Director of Public Works

CITY AND COUNTY OF DENVER  
STATE OF COLORADO



Department of Public Works

Bid Form

Contract Number : 201626972



2016 Enhanced Bicycle Facility  
Construction Services Master On-Call

March 14, 2016

**CITY AND COUNTY OF DENVER  
DEPARTMENT OF PUBLIC WORKS  
Engineering Division**

**TABLE OF CONTENTS  
FOR  
BID FORM AND SUBMITTAL PACKAGE**

Table of Contents	BF-1
Bidder's Checklist	BF-2 through BF-3
Bid Form and Submittal Package Acknowledgment Form	BF-4 through BF-5
Bid Form	BF-6 through BF-8
List of Proposed Minority/Woman Business Enterprise(s)	BF-9 through BF-12
Commitment to Minority/Woman Business Enterprise Participation	BF-13
Minority/Woman Business Enterprise Letter(s) of Intent & Checklist	BF-14 through BF-15
Joint Venture Affidavit	BF-16
Joint Venture Eligibility Form	BF-17 through BF-19
Bid Bond	BF-20
Diversity and Inclusiveness in City Solicitations Form	BF-21 through BF-24



***This Checklist is provided solely for the assistance of the bidders,  
and need not be returned by Bidders with your BID FORM PACKAGE.***

### **BIDDER'S CHECKLIST**

These forms comprise the Bid Form and Submittal Package. Designated forms must be completed and turned in at the time of Bid Opening. Bidders should refer to the Contract Documents, particularly the Instructions to Bidders, accompanying this package, in completing these forms.

FORM/ PAGE NO.	COMMENTS	COMPLETE
BF-4 – BF-5	a.) Acknowledgment signature and attestation required.	<input type="checkbox"/>
BF-6+	a.) Fill in individual bid item dollars and totals in Numerical figures only	<input type="checkbox"/>
	b.) Complete all blanks	<input type="checkbox"/>
BF-7	a.) Write out bid total or bid totals in words and figures in the blank form space(s) provided	<input type="checkbox"/>
	b.) Calculate Textura® Construction Payment Management System Fee from chart on pg. BF-3 and write % and fee in the space provided	<input type="checkbox"/>
BF-8	a.) List all subcontractors who are performing work on this project	<input type="checkbox"/>
BF-9 – BF-10	a.) Fully complete List of Proposed Minority /Woman Business Enterprise Bidders, Subcontractors, Suppliers, Manufacturers, or Brokers – check appropriate boxes.	<input type="checkbox"/>
BF-11	a.) Complete all blanks	<input type="checkbox"/>
	b.) If Addenda have been issued, complete bottom section.	<input type="checkbox"/>
BF-12	a.) Complete appropriate sections - signature(s) required.	<input type="checkbox"/>
	b.) If corporation, then corporate seal required.	<input type="checkbox"/>
BF-13	a.) Fully complete Commitment to Participation	<input type="checkbox"/>
BF-16	a.) If applicable, fully complete Joint Venture Affidavit	<input type="checkbox"/>
BF-17 – BF-19	a.) If applicable, fully complete Joint Venture Eligibility Form (Submit 10 days prior to Bid Opening Date)	<input type="checkbox"/>
BF-20	a.) Fill in all Bid Bond blanks	<input type="checkbox"/>
	b.) Signatures required	<input type="checkbox"/>
	c.) Corporate Seal if required	<input type="checkbox"/>
	d.) Dated	<input type="checkbox"/>
	e.) Attach Surety Agents Power of Attorney	<input type="checkbox"/>
	or Certified or cashier's check made out to the Manager of Revenue referencing Bidder's Company and Contract Control Number.	<input type="checkbox"/>
BF-21- BF-24	a.) Each bidder, as a condition of responsiveness to this solicitation, shall <b>complete and return</b> the "Diversity and Inclusiveness in City Solicitations Information Request Form" with their Bid.	<input type="checkbox"/>

### **Textura® Construction Payment Management System (CPM System)**

Contractor recognizes and agrees that it shall be required to use the Textura® Construction Payment Management System (CPM System) for this Project. All fees associated with the CPM System are to be paid by the Contractor for billings for work performed. Bidders are required, when preparing a bid, to enter the price of the CPM service on the line provided for the service. The fee is all inclusive of all subcontractor, project and subscription fees associated with the CPM system. The bidder will calculate the fee based on a percentage of their total bid, and then should include it on the line item provided in the bid form labeled “**Textura® Construction Payment Management System Fee**”. This expense becomes part of the contract and billable to the City. All costs including but not limited to costs associated with training, entering data or utilizing Textura other than the Textura Construction Payment Management System Fee are overhead and shall not be reimbursed by the City. Contractor is responsible for any tax on Textura fee. As with other taxes, the City will not reimburse Contractor for this cost and therefore this cost should be included in Contractor’s bid. Textura will invoice the awarded contractor directly.

<b>PROJECT SIZE</b>	<b>FEE (% OF BID)</b>
<b>&lt; \$1,000,000</b>	<b>0.22% (.0022)</b>
<b>\$1,000,001 - \$5,000,000</b>	<b>0.17% (.0017)</b>
<b>\$5,000,001 - \$20,000,000</b>	<b>0.12% (.0012)</b>
<b>\$20,000,001 - \$50,000,000</b>	<b>0.10% (.0010)</b>
<b>\$50,000,001 - \$100,000,000</b>	<b>0.08% (.0008)</b>
<b>\$100,000,001 - \$500,000,000</b>	<b>0.05% (.0005)</b>
<b>&gt; \$500,000,000</b>	<b>CONTACT TEXTURA FOR PROGRAM PRICING</b>

For more information:

<http://www.denvergov.org/constructioncontracts/ContractAdministration/BiddingProcess/TexturaPaymentSystem/tabid/443165/Default.aspx>

**CITY AND COUNTY OF DENVER  
DEPARTMENT OF PUBLIC WORKS  
Engineering Division**

**BID FORM AND SUBMITTAL PACKAGE ACKNOWLEDGMENT**

**CONTRACT NO. 201626972**

**2016 Enhanced Bicycle Facility Construction Services Master On-Call**

**BIDDER:** Sky Blue Builders, LLC  
\_\_\_\_\_  
(Legal Name per Colorado Secretary of State)

**ADDRESS:** 7108 S. Alton Way Building M  
\_\_\_\_\_  
Centennial, CO  
\_\_\_\_\_  
80112  
\_\_\_\_\_  
\_\_\_\_\_

The undersigned bidder states that the undersigned bidder has received and had an opportunity to fully and thoroughly examine a complete set of the Contract Documents for **Contract No. 201626972**, made available to the undersigned bidder pursuant to Notice of Invitation for Bids dated **March 14, 2016**.

The undersigned bidder acknowledges that a complete and final set of the Contract Documents for the referenced Project, the components of which are identified below, are bound and maintained as the record set of Contract Documents by the Contract Administration Division of the Department of Public Works and that this Record Set is available for examination by the undersigned bidder.

The undersigned bidder, having thoroughly examined each of the components identified below and contained in Contract Documents, **HEREBY SUBMITS THIS BID FORM AND SUBMITTAL PACKAGE**, fully understanding that the Contract Documents, as defined in Paragraph 1 of the contract, including this executed Bid Form and Submittal Package, constitute all of the terms, conditions and requirements upon which this submission is based and further understanding that, by submission of this Bid Form and Submittal Package, the City shall rely on the representations and commitments of the undersigned bidder contained herein.

The following completed documents comprising this Bid Form and Submittal Package will be included with and, by this reference, are expressly incorporated into the Contract Documents specified at Paragraph 1 of the Contract:

- Bid Form and Submittal Package Acknowledgment Form
- Bid Form
- List of Proposed Minority/Woman Owned Business Enterprise(s)
- Commitment to Minority/Woman Business Enterprise Participation
- M/WBE Letter(s) of Intent
- Joint Venture Affidavit (if applicable)
- Joint Venture Eligibility Form (if applicable)
- Bid Bond
- Certificate of Insurance


The following designated documents constitute that portion of the Contract Documents made available by the Notice of Invitation for Bids, but not included in the Bid Form and Submittal Package:

- Notice of Invitation for Bids
- Instructions to Bidders
- Addenda (as applicable)
- Equal Employment Opportunity Provisions (Appendix A and Appendix F)
- Contract Form
- General Contract Conditions
- Special Contract Conditions
- Performance and Payment Bond
- Notice to Apparent Low Bidder
- Notice to Proceed
- Contractor's Certification of Payment Form
- Final/Partial Lien Release Form
- Final Receipt
- Change Orders (as applicable)
- Federal Requirements (as applicable)
- Prevailing Wage Rate Schedule(s)
- Technical Specifications
- Contract Drawings
- Accepted Shop Drawings

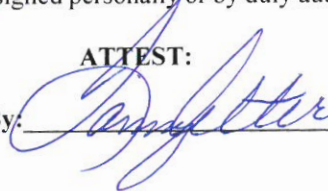
The undersigned bidder expressly assumes responsibility for the complete contents of these designated documents as bound together with the Bid Form and Submittal Package submitted herewith and designated the Contract Documents.

IN WITNESS WHEREOF, the undersigned bidder has signed personally or by duly authorized officer or agent and duly attested.


**BIDDER:**

Name: Lauren Grosh  
By:   
Title: Chief Marketing Officer

**ATTEST:**

By: 

[SEAL]



**CITY AND COUNTY OF DENVER  
DEPARTMENT OF PUBLIC WORKS  
Engineering Division**

**BID FORM**

**CONTRACT NO. 201626972**

**2016 Enhanced Bicycle Facility Construction Services Master On-Call**

**BIDDER** Sky Blue Builders, LLC  
(Legal Name per Colorado Secretary of State)

**TO:** The Manager of Public Works  
City and County of Denver  
c/o Contract Administration  
201 West Colfax, Dept. 614  
Denver, Colorado 80202

The Undersigned Bidder, having examined the plans, technical specifications, and remainder of the proposed Contract Documents as designated and enumerated in the General and Special Contract Conditions and any and all addenda thereto; having investigated the location of and conditions affecting the proposed Work; and being acquainted with and fully understanding the extent and character of the Work covered by this bid, and all factors and conditions affecting or which may be affected by Work, HEREBY SUBMITS THIS BID, pursuant to an advertisement of a Notice of Invitation for Bids as published on March 14, 2016, to furnish all required materials, tools, appliances, equipment and plant; to perform all necessary labor and to undertake and complete: **CONTRACT NO. 201626972**, in Denver, Colorado, in full accordance with and conformity to the Plans, Technical Specifications, and Contract Documents hereto attached or by reference made a part hereof, at and for the following price(s) set forth on this Bid Form.

The following documents, which taken as a whole constitute the Contract Documents for this Project, and which are incorporated herein, by reference, were made available to the Bidder as provided in the Advertisement of Notice of Invitation for Bids, were received by the bidder, and form the basis for this bid:

*Advertisement of Notice of Invitation for Bids*  
*Instructions to Bidders*  
*Commitment to M/WBE Participation*  
*Article III, Division 1 and 3 of Chapter 28, D.R.M.C.*  
*Bid Bond*  
*Addenda (as applicable)*  
*Equal Employment Opportunity Provisions (Appendix A and Appendix F)*  
*Bid Form*  
*Contract Form*  
*General Contract Conditions*  
*Special Contract Conditions*  
*Performance and Payment Bond*  
*Notice to Apparent Low Bidder*  
*Notice to Proceed*  
*Contractor's Certification of Payment Form*  
*Final/Partial Lien Release Form*  
*Final Receipt*  
*Change Orders (as applicable)*  
*Federal Requirements (as applicable)*  
*Prevailing Wage Rate Schedule(s)*  
*Technical Specifications*  
*Contract Drawing*  
*Accepted Shop Drawings*

Item No.	Description and Price	Estimated Quantity	Estimated Cost
202-00001	<b>Removal of Structure</b> at the unit price of \$ <u>1770</u> per Each.	20 EA	\$ <u>35,400</u>
202-00019	<b>Removal of Inlet</b> at the unit price of \$ <u>1440.78</u> per Each.	20 EA	\$ <del>28,816</del> <sup>80</sup> <u>28,815.60</u>
202-00195	<b>Removal of Median cover</b> at the unit price of \$ <u>195.88</u> per Square Yard.	30 SY	\$ <del>58,076</del> <sup>80</sup> <u>5,876.40</u>
202-00200	<b>Removal of Sidewalk</b> at the unit price of \$ <u>9.44</u> per Square Yard.	8,000 SY	\$ <del>75,720</del> <sup>80</sup> <u>75,520</u>
202-00201	<b>Removal of Curb Head</b> at the unit price of \$ <u>23.60</u> per Linear Foot.	200 LF	\$ <u>4,720</u>
202-00203	<b>Removal of Curb &amp; Gutter</b> at the unit price of \$ <u>7.08</u> per Linear Foot.	15,000 LF	\$ <u>106,200</u>
202-00204	<b>Removal of Combination Curb, Gutter &amp; Walk</b> at the unit price of \$ <u>9.44</u> per Linear Foot.	5,000 LF	\$ <u>47,200</u>
202-00206	<b>Removal of Concrete Curb Ramp</b> at the unit price of \$ <u>14.16</u> per Square Yard.	5,000 SY	\$ <u>70,800</u>
202-00210	<b>Removal of Concrete Pavement</b> at the unit price of \$ <u>14.16</u> per Square Yard.	10,000 SY	\$ <u>141,600</u>
202-00220	<b>Removal of Asphalt Mat</b> at the unit price of \$ <u>9.56</u> per Square Yard.	6,000 SY	\$ <del>57,348</del> <sup>80</sup> <u>57,360</u>
202-00250	<b>Removal of Pavement Markings- Decorative</b> at the unit price of \$ <u>1.49</u> per Square Foot.	25,000 SF	\$ <del>37,170</del> <sup>80</sup> <u>37,250</u>
202-00251	<b>Removal of Pavement Markings- Long Line</b> at the unit price of \$ <u>1.49</u> per Square Foot.	50,000 SF	\$ <del>74,340</del> <sup>80</sup> <u>74,500</u>



Item No.	Description and Price	Estimated Quantity	Estimated Cost
202-00252	<b>Removal of Pavement Markings- W/S</b> at the unit price of \$ <u>1.49</u> per Square Foot.	10,000 SF	\$ <del>14,868</del> <sup>80</sup> <u>14,900</u>
202-00810	<b>Removal of Ground Sign</b> at the unit price of \$ <u>59</u> per Each.	1,200 EA	\$ <u>70,800</u>
202-00811	<b>Removal of Parking Meter Post</b> at the unit price of \$ <u>59</u> per Each.	500 EA	\$ <u>29,500</u>
202-00821	<b>Removal of Sign Panel</b> at the unit price of \$ <u>35.40</u> per Each.	2,000 EA	\$ <u>70,800</u>
202-00827	<b>Removal of Pull Box</b> at the unit price of \$ <u>59</u> per Each.	200 EA	\$ <u>11,800</u>
203-00100	<b>Muck Excavation</b> at the unit price of \$ <u>39.65</u> per Cubic Yard.	2,000 CY	\$ <del>79,296</del> <sup>80</sup> <u>79,300</u>
203-01597	<b>Potholing</b> at the unit price of \$ <u>177</u> per Hour.	160 HR	\$ <u>28,320</u>
203-02330	<b>3-man Labor Crew</b> at the unit price of \$ <u>159.30</u> per Hour.	85 HR	\$ <del>13,541</del> <sup>80</sup> <u>13,540.50</u>
207-00205	<b>Topsoil</b> at the unit price of \$ <u>44.84</u> per Cubic Yard.	100 CY	\$ <u>4,484</u>
208-00050	<b>Storm Drain Inlet Protection</b> at the unit price of \$ <u>70.80</u> per Each.	300 EA	\$ <u>21,240</u>
210-00810	<b>Reset Ground Sign</b> at the unit price of \$ <u>354</u> per Each.	100 EA	\$ <u>35,400</u>
210-04010	<b>Adjust Manhole/Meter/Valve</b> at the unit price of \$ <u>354</u> per Each.	75 EA	\$ <u>26,550</u>
210-04020	<b>Reset Inlet Grate, Frame &amp; Adjustable Curb Box (New Casting)</b> at the unit price of \$ <u>436.60</u> per Each.	150 EA	\$ <u>65,490</u>

Item No.	Description and Price	Estimated Quantity	Estimated Cost
212-00050	<b>Sodding</b> at the unit price of \$ <u>2.07</u> per Square Foot.	3,000 SF	\$ <u>6,195</u> <sup>6,210</sup> <sub>80</sub>
212-01200	<b>Landscape Restoration</b> at the unit price of \$ <u>4.48</u> per Square Foot.	3,000 SF	\$ <u>13,452</u> <sup>13,440</sup> <sub>80</sub>
304-06000	<b>Aggregate Base Course</b> at the unit price of \$ <u>17.70</u> per Ton.	5,000 Ton	\$ <u>88,500</u>
403-00720	<b>HBP Patch</b> at the unit price of \$ <u>99.12</u> per Ton.	2,000 Ton	\$ <u>198,240</u>
412-00600	<b>6 Inch Concrete Pavement</b> at the unit price of \$ <u>56.64</u> per Square Yard.	7,500 SY	\$ <u>424,800</u>
412-00800	<b>8 Inch Concrete Pavement</b> at the unit price of \$ <u>67.26</u> per Square Yard.	1,800 SY	\$ <u>121,068</u>
601-01000	<b>Concrete Class B (Bus Islands and Traffic Circles)</b> at the unit price of \$ <u>383.50</u> per Cubic Yard.	250 CY	\$ <u>95,875</u>
603-01150	<b>15 Inch Reinforced Concrete Pipe (CIP)</b> at the unit price of \$ <u>92.04</u> per Linear Foot.	150 LF	\$ <u>13,806</u>
603-01180	<b>18 Inch Reinforced Concrete Pipe (CIP)</b> at the unit price of \$ <u>115.64</u> per Linear Foot.	80 LF	\$ <u>9,251</u>
604-16050	<b>Type 14 Curb Inlet (6 Foot)</b> at the unit price of \$ <u>4,720</u> per Each.	5 EA	\$ <u>23,600</u>
604-16050	<b>Type 14 Curb Inlet (9 Foot)</b> at the unit price of \$ <u>5,192</u> per Each.	5 EA	\$ <u>25,960</u>
604-16050	<b>Type 16 Curb Inlet (Single)(4 Foot 8 Inches)</b> at the unit price of \$ <u>6,018</u> per Each.	15 EA	\$ <u>90,270</u>

<b>Item No.</b>	<b>Description and Price</b>	<b>Estimated Quantity</b>	<b>Estimated Cost</b>
604-16050	<b>Type 16 Curb Inlet (Single)(8 Foot 5 Inches)</b> at the unit price of \$ <u>6,844</u> per Each.	8 EA	\$ <u>54,752</u>
604-30005	<b>4 Foot DIA Manhole Slab Base (5 Foot)</b> at the unit price of \$ <u>9,440</u> per Each.	20 EA	\$ <u>188,800</u>
604-39010	<b>4 Foot DIA Manhole Slab Base (10 Foot)</b> at the unit price of \$ <u>14,160</u> per Each.	8 EA	\$ <u>113,280</u>
608-00000	<b>Concrete Sidewalk (6 Inch)</b> at the unit price of \$ <u>47.20</u> per Square Yard.	4,000 SY	\$ <u>188,800</u>
608-00005	<b>Concrete Sidewalk (Special)</b> at the unit price of \$ <u>62.54</u> per Square Yard.	1,200 SY	\$ <u>75,048</u>
608-00010	<b>Concrete Curb Ramp</b> at the unit price of \$ <u>82.60</u> per Square Yard.	1,500 SY	\$ <u>123,900</u>
609	<b>Intersection Valley Pan (8 Foot)(10 Inches)</b> at the unit price of \$ <u>100.30</u> per Linear Foot.	120 LF	\$ <u>12,036</u>
609-20100	<b>Variable Height Curb Head W/Reinforcement</b> at the unit price of \$ <u>50.74</u> per Linear Foot.	400 LF	\$ <u>20,296</u>
609-21020	<b>Curb &amp; Gutter Type II, Section 2B</b> at the unit price of \$ <u>25.96</u> per Linear Foot.	7,000 LF	\$ <u>181,720</u>
609-21023	<b>Curb &amp; Gutter Type IIB (9 Inch) Curbhead</b> at the unit price of \$ <u>20.06</u> per Linear Foot.	2,000 LF	\$ <u>40,120</u>
609-22021	<b>Combination Curb, Gutter &amp; Sidewalk (2 Foot - 8 Inch)</b> at the unit price of \$ <u>33.04</u> per Linear Foot.	1,200 LF	\$ <u>39,648</u>

Item No.	Description and Price	Estimated Quantity	Estimated Cost
609-22025	<b>Combination Curb, Gutter &amp; Sidewalk (3 Foot - 11 Inch)</b> at the unit price of \$ <u>37.76</u> per Linear Foot.	1,200 LF	\$ <u>45,312</u>
610-00024	<b>Median cover Material (4 Inch Concrete)(#67 or #57 Aggregate)</b> at the unit price of \$ <u>17.70</u> per Square Foot.	1,500 SF	\$ <u>26,550</u>
613-07000	<b>Reset Pull Box</b> at the unit price of \$ <u>118</u> per Each.	100 EA	\$ <u>11,800</u>
613-07000	<b>Pull Box (Special)</b> at the unit price of \$ <u>885</u> per Each.	16 EA	\$ <u>14,160</u>
614-00011	<b>Sign Panel (Class I)</b> at the unit price of \$ <u>21.24</u> per Square Foot.	6,500 SF	\$ <u>138,060</u>
614-00012	<b>Sign Panel (Class II)</b> at the unit price of \$ <u>23.60</u> per Square Foot.	700 SF	\$ <u>16,520</u>
614-00013	<b>Sign Panel (Class III)</b> at the unit price of \$ <u>29.50</u> per Square Foot.	700 SF	\$ <u>20,650</u>
614-00216	<b>Steel Sign Post (2x2 Inch Tubing)</b> at the unit price of \$ <u>23.60</u> per Linear Foot.	4,000 LF	\$ <u>94,400</u>
614-00042	<b>Core and Install Parking Meter Post - Single (Post Provided)</b> at the unit price of \$ <u>186.44</u> per Each.	160 EA	\$ <u>29,830</u>
614-00043	<b>Core and Install Parking Meter Post - Double (Post Provided)</b> at the unit price of \$ <u>123.90</u> per Each.	160 EA	\$ <u>19,824</u>
614-00044	<b>Core for Bicycle Rack Installation</b> at the unit price of \$ <u>295</u> per Each.	35 EA	\$ <u>10,325</u>
622-00010	<b>Bicycle Rack-Concrete Mount (Install Only)</b> at the unit price of \$ <u>472</u> per Each.	40 EA	\$ <u>18,880</u>

Item No.	Description and Price	Estimated Quantity	Estimated Cost
622-00012	<b>Bicycle Rack- Brick Paver Mount (Install Only)</b> at the unit price of \$ <u>472</u> per Each.	40 EA	\$ <u>18,880</u>
622-00014	<b>Bicycle Corral- Concrete Mount (Install Only)</b> at the unit price of \$ <u>1180</u> per Each.	8 EA	\$ <u>9,440</u>
622-00016	<b>Bicycle Corral- Asphalt Mount (Install Only)</b> at the unit price of \$ <u>1180</u> per Each.	8 EA	\$ <u>9,440</u>
623-00204	<b>Sprinkler system-Adjust Sprinkler</b> at the unit price of \$ <u>40.12</u> per Each.	300 EA	\$ <u>12,036</u>
623-00204	<b>Sprinkler system-New Sprinkler Head</b> at the unit price of \$ <u>44.84</u> per Each.	200 EA	\$ <del>8,698</del> <sup>80</sup> <u>8,968</u>
623-00505	<b>Sprinkler System-Irrigation Reconstruction</b> at the unit price of \$ <u>5.43</u> per Linear Foot.	800 LF	\$ <del>4,342</del> <sup>80</sup> <u>4,344</u>
627-00002	<b>Thermoplastic Pavement Marking</b> at the unit price of \$ <u>3.54</u> per Square Foot.	3,000 SF	\$ <u>10,620</u>
627-00005	<b>Expoxy Pavement Marking</b> at the unit price of \$ <u>113.85</u> per Gallon.	795 GAL	\$ <del>90,508</del> <sup>80</sup> <u>90,510.75</u>
627-00011	<b>Waterbourne Paint Marking</b> at the unit price of \$ <u>34.69</u> per Gallon.	500 GAL	\$ <del>17,346</del> <sup>80</sup> <u>17,345</u>
627-00035	<b>Raised Pavement Marker with Flexible Posts and Curb (Concrete Installation)</b> at the unit price of \$ <u>212.40</u> per Each.	85 EA	\$ <u>18,054</u>
627-00036	<b>Raised Pavement Marker with Flexible Post (Concrete Installation)</b> at the unit price of \$ <u>106.20</u> per Each.	110 EA	\$ <u>11,682</u>

Item No.	Description and Price	Estimated Quantity	Estimated Cost
627-00037	<b>Raised Pavement Marker with Flexible Posts and Curb (Asphalt Installation)</b> at the unit price of \$ <u>177.00</u> per Each.	300 EA	\$ <u>53,100</u>
627-00038	<b>Raised Pavement Marker with Flexible Post (Asphalt Installation)</b> at the unit price of \$ <u>84.96</u> per Each.	150 EA	\$ <u>12,744</u>
627-00039	<b>Flush Mount Flexible Posts (Asphalt Installation)</b> at the unit price of \$ <u>236</u> per Each.	200 EA	\$ <u>47,200</u>
627-00040	<b>Flush Mount Flexible Posts (Concrete Installation)</b> at the unit price of \$ <u>236</u> per Each.	90 EA	\$ <u>21,240</u>
627-00070	<b>Preformed Thermoplastic Pavement Marking (Long-Line/Dashes)(90 Mil)</b> at the unit price of \$ <u>11.80</u> per Square Foot.	10,000 SF	\$ <u>118,000</u>
627-02010	<b>Preformed Plastic Pavement Marking (Type 2)(In Laid)</b> at the unit price of \$ <u>13.81</u> per Square Foot.	20,000 SF	\$ <u>276,120</u> <sup>276,200</sup>
627-30405	<b>Preformed Thermoplastic Pavement Marking (Words/Symbols)(90 Mil)</b> at the unit price of \$ <u>17.70</u> per Square Foot.	1,500 SF	\$ <u>26,550</u>
627-30405	<b>Preformed Thermoplastic Pavement Marking Bike Symbol (Words/Symbols)(90 Mil)</b> at the unit price of \$ <u>22.66</u> per Square Foot.	7,500 SF	\$ <u>169,920</u> <sup>169,950</sup>
627-30407	<b>Preformed Thermoplastic Pavement Marking (Decorative)(90 Mil)</b> at the unit price of \$ <u>16.99</u> per Square Foot.	10,000 SF	\$ <u>169,920</u> <sup>169,900</sup>
627-30407	<b>Preformed Thermoplastic Pavement Marking (Decorative)(90 Mil)</b> at the unit price of \$ <u>19.82</u> per Square Foot.	10,000 SF	\$ <u>198,240</u> <sup>198,200</sup>



Item No.	Description and Price	Estimated Quantity	Estimated Cost
627-304XX	<b>Preformed Thermoplastic Pavement Marking (Decorative)(125 Mil)</b> at the unit price of \$ <u>29.50</u> per Square Foot.	3,000 SF	\$ <u>88,500</u>
627-30410	<b>Preformed Thermoplastic Pavement Marking (X-Walk/Stop Line) (90 Mil)</b> at the unit price of \$ <u>11.97</u> per Square Foot.	2,750 SF	\$ <del>32,904</del> <u>32,917.50</u> <sub>80</sub>
627-30412	<b>Preformed Thermoplastic Pavement Marking Adhesive (Concrete Surface)(Manufacturer Recommended)</b> at the unit price of \$ <u>.71</u> per Square Foot.	20,000 SF	\$ <del>14,160</del> <u>14,200</u> <sub>80</sub>
629-01065	<b>Survey Monument</b> at the unit price of \$ <u>1,032.50</u> per Each.	50 EA	\$ <u>51,625</u>
630-00003	<b>Uniform Traffic Control</b> at the unit price of \$ <u>94.40</u> per Hour.	15 HOUR	\$ <u>1,416</u>
630-00012	<b>Traffic Control Management</b> at the unit price of \$ <u>531</u> per Day.	70 DAY	\$ <u>37,170</u>
630-80335	<b>Type III Barricade</b> at the unit price of \$ <u>9.44</u> per Each.	4 EA	\$ <del>38.00</del> <u>37.76</u> <sub>80</sub>
630-80339	<b>Type I Barricade</b> at the unit price of \$ <u>7.08</u> per Each.	250 EA	\$ <u>1,770</u>
630-80341	<b>Construction Traffic Sign (Panel Size A)</b> at the unit price of \$ <u>5.90</u> per Each.	500 EA	\$ <u>2,950</u>
630-80344	<b>Construction Traffic Sign (Panel Size B)</b> at the unit price of \$ <u>5.90</u> per Each.	650 EA	\$ <u>3,835</u>
630-80358	<b>Advance Warning Flashing or Sequence Arrow Panel</b> at the unit price of \$ <u>53.10</u> per Day.	80 DAY	\$ <u>4,248</u>
630-80359	<b>Portable Message Sign Panel</b> at the unit price of \$ <u>106.20</u> per Day.	22 DAY	\$ <del>2,336</del> <u>2,336.40</u> <sub>80</sub>

Item No.	Description and Price	Estimated Quantity	Estimated Cost
630-80360	<b>Drum Channelizing Device</b> at the unit price of \$ <u>2.36</u> per Each.	3,800 EA	\$ <u>8,968</u>
630-80363	<b>Drum Channelizing Device (With Light)(Flashing)</b> at the unit price of \$ <u>3.54</u> per Each.	520 EA	\$ <del>1,841</del> <sup>1840.80</sup> <sub>80</sub>
630-80380	<b>Traffic Cone</b> at the unit price of \$ <u>1.18</u> per Each.	1,000 EA	\$ <u>1,180</u>
630-85040	<b>Impact Attenuator (Truck Mounted)</b> at the unit price of \$ <u>755.20</u> per Day.	70 DAY	\$ <u>52,864</u>

**Allowances**

A/W 01	<b>Construction Surveying</b> at the unit price of \$200,000.00 per Allowance.	1 AL	\$ <u>200,000.00</u>
A/W 02	<b>Mobilization (Percent of Task Order Construction Bid Items)</b> at the unit price of \$37,500.00 per Allowance.	1 AL	\$ <u>37,500.00</u>

Bid Items Total Amount (99) Items 202-00001 through A/W 02.

\$ ~~5,600,463~~ 5,600,860.31

Textura® Fee from table on Page BF-3 0.12 % of Bid Items Total Amount

\$ ~~5,739~~ 6,721.03

Bid Items Total Amount plus Textura® Fee equals Total Bid Amount

\$ ~~5,606,202~~ 5,607,581.34

SP

Total Bid Amount Five million Six hundred and seven thousand Five hundred eighty one dollars and thirty four cents

~~Five Million Six Hundred and Six Thousand Two Hundred and Two~~

Dollars (\$ ~~5,606,202~~ 5,607,581.34)

If the Manager mails a written Notice of Apparent Low Bidder, addressed to the Bidder's business address stated on this Bid Form, the Undersigned Bidder shall, in accordance with the Contract Documents, be ready to, and shall, within five (5) days after the date of the Notice: (i) execute the attached form of Contract in conformity with this bid; (ii) furnish the required proofs of insurance; and (iii) furnish the required bond or bonds in the sum of the full amount of this bid, executed by a surety company acceptable to the Manager.

The Travelers Casualty & Surety, a corporation of the State of CT, is hereby offered as Surety on said bond. If such surety is not approved by the Manager, another and satisfactory surety company shall be furnished.

Enclosed with this bid is a bid guarantee, as defined in the attached Instructions to Bidders, in the amount of \$280,310. The Undersigned Bidder agrees that the entire amount of this bid guarantee is to be paid to and become the property of the City as liquidated damages, and not as a penalty, if: (i) the bid is considered to be the best by the City; (ii) the City notifies the Undersigned Bidder that it is the Apparent Low Bidder; and (iii) the Undersigned Bidder fails to execute the Contract in the form prescribed or to furnish the required bond and proofs of insurance, within five (5) days after the date of such notification.

The following persons, firms or corporations are interested with the Undersigned Bidder in this bid:

Name: Sky Blue Builders, LLC Name: \_\_\_\_\_

Address: 7108 S. Alton Way, Building M Address: \_\_\_\_\_  
Centennial, CO 80112

If there are no such persons, firms, or corporations, please so state in the following space:





**List of Proposed  
MWBE  
Bidders, Subcontractors,  
Suppliers (Manufacturers) or Brokers**

Office of Economic Development  
Division of Small Business Opportunity  
Compliance Unit  
201 West Colfax Avenue, Dept. 907  
Denver, CO 80202  
Phone: 720-913-1999  
Fax: 720-913-1803  
DSBO@denvergov.org

**City and County of Denver Contract No.:** 201626972 / Enhanced Bicycle Facility Construction Services On-Call Contract

The undersigned Bidder proposes to utilize the following MWBE for the project. All listed firms are **CURRENTLY** certified by the City and County of Denver. Only the level of MWBE participation listed at the bid opening will count toward satisfaction of the project goal. Only bona fide commissions may be counted for Brokers. MWBE prime bidders must detail their bid information below. Please copy and attach this page to list additional MWBE.

**Prime Bidder**

Business Name: Sky Blue Builders, LLC		
Address: 7108 S. Alton Way, Building M	Contact Person: Lauren Grosh	
Type of Service: Concrete, Bike Rack installations, GCs	Dollar Amount: \$: 2,057,179	Percent of Project: 37%

**MWBE Prime Bidder**

Business Name: Sky Blue Builders, LLC		
Address: 7108 S. Alton Way, Building M	Contact Person: Lauren Grosh	
Type of Service: Concrete, Bike Rack Installation, GC's	Dollar Amount: \$: 2,057,179	Percent of Project: 37%

**Subcontractors, Suppliers Manufacturers or Brokers (check one box)**

<input type="checkbox"/>	<input checked="" type="checkbox"/> Subcontractor (√)	<input type="checkbox"/>	<input checked="" type="checkbox"/> Supplier (√)	<input type="checkbox"/>	<input checked="" type="checkbox"/> Manufacturer (√)	<input type="checkbox"/>	<input checked="" type="checkbox"/> Broker (√)
--------------------------	---	--------------------------	--	--------------------------	--	--------------------------	--

Business Name:		
Address:	Type of Service:	
Contact Person:	Dollar Amount: \$:	Percent of Project:

<input type="checkbox"/>	<input checked="" type="checkbox"/> Subcontractor (√)	<input type="checkbox"/>	<input checked="" type="checkbox"/> Supplier (√)	<input type="checkbox"/>	<input checked="" type="checkbox"/> Manufacturer (√)	<input type="checkbox"/>	<input checked="" type="checkbox"/> Broker (√)
--------------------------	---	--------------------------	--	--------------------------	--	--------------------------	--

Business Name:		
Address:	Type of Service:	
Contact Person:	Dollar Amount: \$:	Percent of Project:

<input type="checkbox"/>	<input checked="" type="checkbox"/> Subcontractor (√)	<input type="checkbox"/>	<input checked="" type="checkbox"/> Supplier (√)	<input type="checkbox"/>	<input checked="" type="checkbox"/> Manufacturer (√)	<input type="checkbox"/>	<input checked="" type="checkbox"/> Broker (√)
--------------------------	---	--------------------------	--	--------------------------	--	--------------------------	--

Business Name:		
Address:	Type of Service:	
Contact Person:	Dollar Amount: \$:	Percent of Project:

**Subcontractors, Suppliers Manufacturers or Brokers (check one box)**

<input type="checkbox"/>	<input checked="" type="checkbox"/> Subcontractor (√)	<input type="checkbox"/>	<input checked="" type="checkbox"/> Supplier (√)	<input type="checkbox"/>	<input checked="" type="checkbox"/> Manufacturer (√)	<input type="checkbox"/>	<input checked="" type="checkbox"/> Broker (√)
Business Name:							
Address:				Type of Service:			
Contact Person:				Dollar Amount: \$:		Percent of Project:	
<input type="checkbox"/>	<input checked="" type="checkbox"/> Subcontractor (√)	<input type="checkbox"/>	<input checked="" type="checkbox"/> Supplier (√)	<input type="checkbox"/>	<input checked="" type="checkbox"/> Manufacturer (√)	<input type="checkbox"/>	<input checked="" type="checkbox"/> Broker (√)
Business Name:							
Address:				Type of Service:			
Contact Person:				Dollar Amount: \$:		Percent of Project:	
<input type="checkbox"/>	<input checked="" type="checkbox"/> Subcontractor (√)	<input type="checkbox"/>	<input checked="" type="checkbox"/> Supplier (√)	<input type="checkbox"/>	<input checked="" type="checkbox"/> Manufacturer (√)	<input type="checkbox"/>	<input checked="" type="checkbox"/> Broker (√)
Business Name:							
Address:				Type of Service:			
Contact Person:				Dollar Amount: \$:		Percent of Project:	
<input type="checkbox"/>	<input checked="" type="checkbox"/> Subcontractor (√)	<input type="checkbox"/>	<input checked="" type="checkbox"/> Supplier (√)	<input type="checkbox"/>	<input checked="" type="checkbox"/> Manufacturer (√)	<input type="checkbox"/>	<input checked="" type="checkbox"/> Broker (√)
Business Name:							
Address:				Type of Service:			
Contact Person:				Dollar Amount: \$:		Percent of Project:	
<input type="checkbox"/>	<input checked="" type="checkbox"/> Subcontractor (√)	<input type="checkbox"/>	<input checked="" type="checkbox"/> Supplier (√)	<input type="checkbox"/>	<input checked="" type="checkbox"/> Manufacturer (√)	<input type="checkbox"/>	<input checked="" type="checkbox"/> Broker (√)
Business Name:							
Address:				Type of Service:			
Contact Person:				Dollar Amount: \$:		Percent of Project:	
<input type="checkbox"/>	<input checked="" type="checkbox"/> Subcontractor (√)	<input type="checkbox"/>	<input checked="" type="checkbox"/> Supplier (√)	<input type="checkbox"/>	<input checked="" type="checkbox"/> Manufacturer (√)	<input type="checkbox"/>	<input checked="" type="checkbox"/> Broker (√)
Business Name:							
Address:				Type of Service:			
Contact Person:				Dollar Amount: \$:		Percent of Project:	
<input type="checkbox"/>	<input checked="" type="checkbox"/> Subcontractor (√)	<input type="checkbox"/>	<input checked="" type="checkbox"/> Supplier (√)	<input type="checkbox"/>	<input checked="" type="checkbox"/> Manufacturer (√)	<input type="checkbox"/>	<input checked="" type="checkbox"/> Broker (√)
Business Name:							
Address:				Type of Service:			
Contact Person:				Dollar Amount: \$:		Percent of Project:	
<input type="checkbox"/>	<input checked="" type="checkbox"/> Subcontractor (√)	<input type="checkbox"/>	<input checked="" type="checkbox"/> Supplier (√)	<input type="checkbox"/>	<input checked="" type="checkbox"/> Manufacturer (√)	<input type="checkbox"/>	<input checked="" type="checkbox"/> Broker (√)

Bid Form & Submittal Package, Participation Page 1/07-dm



The undersigned Bidder hereby certifies that the aforementioned subcontractors and suppliers have full knowledge that their names have been offered as subcontractors and suppliers for the work, and the Bidder further certifies that the dollar amount of work to be performed by the aforementioned M/WBE(s) was furnished to the Bidder prior to the bid opening. The undersigned Bidder agrees that after the bid opening, it shall submit to the City an executed and completed W/MBE "Letter of Intent" in three working days (3) on each of its M/WBE subcontractors. The "Letter of Intent" form is contained in the Contract Documents.

The undersigned Bidder acknowledges the right of the City to reject any or all bids submitted, to waive informalities in bids and to re-advertise this Project for bids.

The undersigned certifies that it has carefully checked all works and figures and all statements made in these Bid Forms.

This bid is submitted upon the declaration that neither, I (we), nor, to the best of my (our) knowledge, none of the members of my (our) firm or company have either directly or indirectly entered into any agreement, participated in any collusion or otherwise taken any action in restraint of free competitive bidding in connection with this bid.

Business Address of Bidder: 7108 S. Alton Way Building M  
City, State, Zip Code: Centennial, CO 80112  
Telephone Number of Bidder: 303-819-2687 Fax No. 303-374-6925  
Social Security or Federal Employer ID Number of Bidder: 208411005

Name and location of the last work of this kind herein contemplated upon which the Bidder was engaged:  
RTD On-Call Contract: I-225 Station and 8 other stations along I-225, included sidewalks, concrete platforms, site work, and construction management etc

For information relative thereto, please refer to:

Name: Michael Millage  
Title: Construction Manager with RTD  
Address: michael.millage@RTD-Denver.com

The undersigned acknowledges receipt, understanding, and full consideration of the following addenda to the Contract Documents:

Addenda Number 1 Date 3/24/16  
Addenda Number 2 Date 4/5/16  
Addenda Number \_\_\_\_\_ Date \_\_\_\_\_


Dated this 28 day of April, 20 16

**Signature of Bidder:**

If an Individual: NA doing business

as \_\_\_\_\_

If a Partnership:



by: Lauren Grosh, General Partner.

If a Corporation:

NA

a \_\_\_\_\_, Corporation,

by: \_\_\_\_\_, its President.

Attest:

\_\_\_\_\_  
Secretary (Corporate Seal)

**If a Joint Venture, signature of all Joint Venture participants.**

Firm: NA

Corporation ( ), Partnership ( ) or ( ) Limited Liability Company

By: \_\_\_\_\_ (If a Corporation)

Attest:

Title: \_\_\_\_\_

\_\_\_\_\_  
Secretary (Corporate Seal)

Firm: \_\_\_\_\_

Corporation ( ), Partnership ( ) or ( ) Limited Liability Company

By: \_\_\_\_\_ (If a Corporation)

Attest:

Title: \_\_\_\_\_

\_\_\_\_\_  
Secretary (Corporate Seal)

Firm: \_\_\_\_\_

Corporation ( ), Partnership ( ) or ( ) Limited Liability Company

By: \_\_\_\_\_ (If a Corporation)

Attest:

Title: \_\_\_\_\_

\_\_\_\_\_  
Secretary (Corporate Seal)



**DENVER**  
OFFICE OF ECONOMIC  
DEVELOPMENT

**COMMITMENT TO MWBE  
PARTICIPATION**

Office of Economic Development  
Division of Small Business Opportunity  
Compliance Unit  
201 West Colfax Avenue, Dept. 907  
Denver, CO 80202  
Phone: 720-913-1999  
Fax: 720-913-1803  
DSBO@denvergov.org

*The undersigned has satisfied the MWBE participant requirements in the following manner  
(Please check the appropriate box):*

The Bidder/Proposer is committed to the minimum advertised project goal for **MWBE** utilization on the project, and will submit Letters of Intent (LOI) for each subcontractor/subconsultant listed in the Bid Forms as follows:

Hard Bids: Three (3) business days after the bid opening  
Request for Proposals: With the proposal when due

The Bidder/Proposer is unable to meet the project goal of \_\_\_\_\_% **MWBE**, but is committed to a minimum of \_\_\_\_\_% **MWBE** utilization on the project. The Bidder/Proposer understands that they must submit a detailed statement of their good faith effort in accordance with DRMC Section 28-62 and 28-67 of Ordinance 85 and must submit Letters of Intent for each **MWBE** listed in the Bid Forms, within three (3) business days after the bid opening or at time proposal is submitted.

The Bidder/Proposer is a certified **MWBE** in good standing with the City and is committed to self-perform a minimum of 37 % of the work on the contract.

Bidder/Proposer (Name of Firm): Sky Blue Builders, LLC

Firm's Representative (Please print): Lauren Grosh, CMO/General Partner

Signature (Firm's Representative):

Title: CMO/General Partner

Address: 7108 S. Alton Way Building M

City: Centennial

State: CO

Zip: 80112

Phone: 303-819-2687

Fax: 720-367-5474

Email: lgrosh@skybluebuilders.com





# DENVER

THE MILE HIGH CITY

Office of Economic Development  
 Division of Small Business Opportunity  
 Compliance Unit  
 201 West Colfax Ave., Dept. 907  
 Denver, CO 80202  
 Phone: 720-913-1999 Fax: 720-913-1803

## LETTER OF INTENT (LOI)

### INSTRUCTIONS FOR COMPLETION & SUBMISSION:

- All lines must be completed or marked N/A for Not Applicable
- Submit the attached completed checklist with this letter
  - Email to [dsbo@denvergov.org](mailto:dsbo@denvergov.org), **OR**
  - Fax: 720-913-1803.
- FOR RFPs and RFQs: LOIs should be included with Submittal

Contract No.: 201626972		Project Name: Enhanced Bicycle Facility Improvements	
<b>A. The Following Section Is To Be Completed by the Bidder/Consultant</b> <b>This Letter of Intent Must be Signed by the Bidder/Consultant and M/WBE, SBE, EBE or DBE</b>			
Name of Bidder/Consultant: Sky Blue Builders, LLC		Self-Performing: <input checked="" type="checkbox"/> Yes <input type="checkbox"/> No	Phone: 303-819-2687
Contact Person: Lauren Grosh	Email: <a href="mailto:lgrosh@skybluebuilders.com">lgrosh@skybluebuilders.com</a>		Fax: 720-367-5474
Address: 7108 S. Alton Way, Building M	City: Centennial	State: CO	Zip: 80112
<b>B. The Following Section is To Be Completed by the M/WBE, SBE, EBE or DBE, at any Tier</b> <b>This Letter of Intent Must be Signed by the M/WBE, SBE, EBE or DBE and Bidder/Consultant</b>			
Name of Certified Firm: Sky Blue Builders, LLC		Phone: 303-819-2687	
Contact Person: Lauren Grosh	Email: <a href="mailto:lgrosh@skybluebuilders.com">lgrosh@skybluebuilders.com</a>		Fax: 720-367-5474
Address: 7108 S. Alton Way, Building M	City: Centennial	State: CO	Zip: 80112
Please check the designation which applies to the certified firm.	<input checked="" type="checkbox"/> M/WBE (√)	<input type="checkbox"/> SBE (√)	<input type="checkbox"/> EBE (√)
			<input checked="" type="checkbox"/> DBE (√)
			<input checked="" type="checkbox"/> Self-Performing (√)
Indirect Utilization: If this M/WBE, SBE, EBE or DBE is not a direct first tier subcontractor/subconsultant, supplier or broker to the Bidder/ Consultant, please indicate the name of the subcontractor/subconsultant, supplier or broker which is utilizing the participation of this firm:			
<b>A Copy of the M/WBE, SBE, EBE or DBE Letter of Certification must be Attached</b>			
Identify the scope of the work to be performed or supply item that will be provided by the M/WBE/SBE/DBE. <u>On unit price bids only, identify which bid line items the M/WBE/SBE/EBE/DBEs scope of work or supply corresponds to.</u>			
Concrete, Bike Rack Installation, GC's			
n/a	<input type="checkbox"/> Subcontractor/Subconsultant (√)	n/a	<input type="checkbox"/> Supplier (√)
		n/a	<input type="checkbox"/> Broker (√)
<b>Bidder</b> intends to utilize the aforementioned M/WBE, SBE, EBE or DBE for the Work/Supply described above. The cost of the work and percentage of the total subcontractor M/WBE, SBE, EBE or DBE bid amount is:			
\$ 2,057,179		37 %	
<b>Consultant</b> intends to utilize the aforementioned M/WBE, SBE, EBE or DBE for the Work/Supply described above. The percentage of the work of the total sub consultant M/WBE, SBE, EBE or DBE will perform is:			
		%	
If the fee amount of the work to be performed is requested, the fee amount, is:			
		\$	
Bidder/Consultant's Signature:		Date: 4/28/16	
Title: General Partner, Lauren Grosh			
M/WBE, SBE, EBE or DBE or Self-Performing Firm's Signature:		Date: 4/28/16	
Title: General Partner, Lauren Grosh			
If the above named Bidder/Consultant is not determined to be the successful Bidder/Consultant, this <b>Letter of Intent</b> shall be null and void.			

### Letter of Intent (LOI) Checklist

*All lines must be completed or marked N/A for Not Applicable  
Submit the attached completed checklist with this letter.*

<b>Completed ✓</b>	
<input checked="" type="checkbox"/>	Project Number & Project Name
<input checked="" type="checkbox"/>	<b>Section A:</b> Name of Bidder/Consultant, Contact Person, Address, City, State, Zip, Phone, Email
<input checked="" type="checkbox"/>	<b>Section B:</b> Name of Certified Firm, Contact Person, Address, City, State, Zip, Phone, Email
<input checked="" type="checkbox"/>	Designation checked for MBE/WBE, SBE, EBE or DBE
<input checked="" type="checkbox"/> NA	<b>Indirect Utilization:</b> Name of subcontractor/subconsultant, supplier or broker is indicated if using the participation of a 2 <sup>nd</sup> tier subcontractor/subconsultant, supplier or broker.
<input checked="" type="checkbox"/>	Scope of work performed or item supplied by M/WBE, SBE, EBE or DBE
<input checked="" type="checkbox"/>	Line items performed, if line-item bid.
<input checked="" type="checkbox"/>	Copy of M/WBE, SBE, EBE or DBE Letter of Certification Attached
<input checked="" type="checkbox"/>	Designation checked for Subcontractor/Subconsultant, Supplier or Broker
	<b>If project is a hard bid...</b>
<input checked="" type="checkbox"/>	Bidder has indicated dollar amount for value of work going to Subcontractor/ Subconsultant, Supplier or Broker
<input checked="" type="checkbox"/>	Bidder has indicated percentage for value of work going to Subcontractor/ Subconsultant, Supplier or Broker
	<b>If project is an RFP/RFQ...</b>
<input type="checkbox"/>	Consultant has indicated percentage for value of work going to Subcontractor/ Subconsultant, Supplier or Broker Name & contact name for MWBE.
<input type="checkbox"/>	Fee amount if fee amount of work to be performed is requested.
<input type="checkbox"/>	Bidder/Consultant's Signature, Title & Date
<input type="checkbox"/>	M/WBE, SBE, EBE or DBE Firm's Signature, Title and Date

<b>Select One ✓</b>	<b>SUBMITTED VIA...</b> For Construction Hard Bids, Bidders are strongly urged to deliver the LOI via one of the methods below. (The preferred method is to scan/email completed forms to email address below. Delivery to any other point cannot be guaranteed timely delivery.)
<input checked="" type="checkbox"/>	Email to <a href="mailto:DSBO@denvergov.org">DSBO@denvergov.org</a> also included with bid documents
<input type="checkbox"/>	Fax to 720-913-1803

**The complete and accurate information that is required for the Letter of Intent is based on the following sections of the Ordinance 85: Section 28-63 and Section 28-68. Failure to complete this information on the Letter of Intent (LOI) may automatically deem a bid or proposal non-responsive.**





**DENVER**  
THE MILE HIGH CITY

## JOINT VENTURE AFFIDAVIT

Office of Economic Development  
Division of Small Business Opportunity  
Compliance Unit  
201 West Colfax Avenue, Dept. 907  
Denver, CO 80202  
Phone: 720-913-1999  
Fax: 720-913-1803  
DSBO@denvergov.org

The Undersigned swear that the foregoing statements are correct and include all material information necessary to identify and explain the terms and operation of our joint venture and the intended participation by each joint venturer in the undertaking. Further, the Undersigned covenant and agree to provide the City current, complete, and accurate information regarding actual joint venture work and the payment thereof and any proposed changes in any of the joint venture arrangements and to permit the audit and examination of the books, records, and files of the joint venture, by authorized representatives of the City or Federal funding agency, if applicable. Any material misrepresentation will be grounds for terminating any contract which may be awarded and for initiating action under Federal or State laws concerning false statements.

Name of Firm: _____	
Print Name: _____	Title _____
Signature: _____	Date: _____

### Notary Public

County of _____	State of _____	My Commission Expires: _____
Subscribed and sworn before me this _____ day of _____, 20____		Notary Seal
Notary Signature: _____		
Address: _____		

Name of Firm: _____	
Print Name: _____	Title _____
Signature: _____	Date: _____

### Notary Public

County of _____	State of _____	My Commission Expires: _____
Subscribed and sworn before me this _____ day of _____, 20____		Notary Seal
Notary Signature: _____		
Address: _____		

Name of Firm: _____	
Print Name: _____	Title _____
Signature: _____	Date: _____

### Notary Public

County of _____	State of _____	My Commission Expires: _____
Subscribed and sworn before me this _____ day of _____, 20____		Notary Seal
Notary Signature: _____		
Address: _____		

Rev 122910 JG





## JOINT VENTURE ELIGIBILITY FORM

Office of Economic Development  
 Division of Small Business Opportunity  
 Compliance Unit  
 201 West Colfax Avenue, Dept. 907  
 Denver, CO 80202  
 Phone: 720-913-1999  
 Fax: 720-913-1803  
 DSBO@denvergov.org

**Joint Venture means** an association of two (2) or more business enterprises to constitute a single business enterprise to perform a City construction or professional design and construction services contract for which purpose they combine their property, capital, efforts, skills and knowledge, and in which each joint venturer is responsible for a distinct, clearly defined portion of the work of the contract, performs a commercially useful function, and whose share in the capital contribution, control, management responsibilities, risks and profits of the joint venture are equal to its ownership interest. Joint ventures must have an agreement in writing specifying the terms and conditions of the relationships between the joint venturers and their relationship and responsibility to the contract.

The Division of Small Business Opportunity (DSBO) requires the following information be provided from participants of a prospective joint venture, to assist DSBO in evaluating the proposed joint venture. This Joint Venture Eligibility form and the Joint Venture Affidavit apply if SBEs, MBEs, WBEs or DBEs participate in this joint venture.

Please return this form, the Joint Venture Affidavit, and a copy of your Joint Venture Agreement to: Division of Small Business Opportunity, 201 West Colfax Avenue, Denver, CO 80202, at least ten (10) working days prior to bid opening or proposal.

If you have questions regarding this process, please contact DSBO at 720-913-1999.

### Joint Venture Information

Name:		Contact Person:	
Address:			
City:	State:	Zip:	Phone:

### Joint Venture Participants

Name:		Contact Person:	
Address:			
City:	State:	Zip:	Phone:
% Ownership:	Certifying Entity:	Type Certification & Date: (S/M/W or DBE)	
Type of Work for which Certification was granted:			

Name:		Contact Person:	
Address:			
City:	State:	Zip:	Phone:
% Ownership:	Certifying Entity:	Type Certification & Date: (S/M/W or DBE)	
Type of Work for which Certification was granted:			

### General Information

SBE/MBE/WBE/DBE Initial Capital Contributions: \$ _____ %
Future capital contributions (explain requirements) (attach additional sheets if necessary):
Source of Funds for the SBE/MBE/WBE/DBE Capital Contributions:
Describe the portion of the work or elements of the business controlled by the SBE/MBE/WBE or DBE: (attach additional sheets if necessary)
Describe the portion of the work or elements of the business controlled by non-SBE/MBE/WBE or DBE: (attach additional sheets if necessary)

Revised 032211 JG

**JOINT VENTURE ELIGIBILITY FORM**

**General information**

Describe the SBE/MBE/WBE or DBE's involvement in the overall management of the joint venture (e.g., participation on a management committee or managing board voting rights, etc.) (attach additional sheets if necessary)

Describe the SBE/MBE/WBE or DBE's share in the profits of the joint venture:

Describe the SBE/MBE/WBE or DBE's share in the risks of the joint venture:

Describe there roles and responsibilities of each joint venture participant with respect to managing the joint venture (use additional sheets if necessary):

a. SBE/MBE/WBE or DBE joint venture participant:

b. Non- SBE/MBE/WBE or DBE joint venture participant:

Describe the roles and responsibilities of each joint venture participant with respect to operation of the joint venture (use additional sheets if necessary):

a. SBE/MBE/WBE or DBE joint venture participant:

b. Non- SBE/MBE/WBE or DBE joint venture participant:

Which firm will be responsible for accounting functions relative to the joint venture's business?

Explain what authority each party will have to commit or obligate the other to insurance and bonding companies, financing institutions, suppliers, subcontractors, and/or other parties?

Please provide information relating to the approximate number of management, administrative, support and non-management employees that will be required to operate the business and indicate whether they will be employees of the SMWBE, non-SMWBE or joint venture:

	Non- SBE/MBE/WBE/DBE	SBE/MBE/WBE/DBE	Joint Venture
Management			
Administrative			
Support			
Hourly Employees			

Revised 032211 JG

## JOINT VENTURE ELIGIBILITY FORM

### General Information

Please provide the name of the person who will be responsible for hiring employees for the joint venture.

Who will they be employed by?

Are any of the proposed joint venture employees currently employees of any of the joint venture partners?

Yes  
(√)

No  
(√)

If yes, please list the number and positions and indicate which firm currently employs the individual(s), (use additional sheets if necessary)

Number of employees		Position	Employed By

Attach a copy of the proposed joint venture agreement, promissory note or loan agreement (if applicable), and any and all written agreements between the joint venture partners.

List all other business relationships between the joint venture participants, including other joint venture agreements in which the parties are jointly involved.


If there are any significant changes in or pertaining to this submittal, the joint venture members must immediately notify the Division of Small Business Opportunity.

COMP-FRM-015

**CITY AND COUNTY OF DENVER  
DEPARTMENT OF PUBLIC WORKS  
Engineering Division**

**BID BOND**

KNOW ALL MEN BY THESE PRESENTS:

THAT SKY BLUE BUILDERS, LLC, 7108 - M South Alton Way, Centennial, Colorado 80112, as Principal, and TRAVELERS CASUALTY AND SURETY COMPANY OF AMERICA, a corporation organized and existing under and by virtue of the laws of the State of Connecticut, and authorized to do business within the State of Colorado, as Surety, are held and firmly bound unto the City and County of Denver, Colorado, as Oblige, in full and just sum of Five Percent (5%) of the Total Amount of the Bid Dollars, (\$280,310), lawful money of the United States, for the payment of which sum, well and truly to be made, we bind ourselves, our heirs, executors, administrators, successors and assigns, jointly and severally, firmly by these presents:

WHEREAS, the said Principal is herewith submitting its bid, dated April 28, 2016, for the construction of: **Contract No. 201626972, 2016 Enhanced Bicycle Facility Construction Services Master On-Call**, as set forth in detail in the Contract Documents for the City and County of Denver, Colorado, and said Oblige has required as a condition for receiving said bid that the Principal deposit specified bid security in the amount of not less than five percent (5%) of the amount of said bid, as it relates to work to be performed for the City, conditioned that in event of failure of the Principal to execute the Contract, for such construction and furnish required Performance and Payment Bond if the contract is offered him that said sum be paid immediately to the Oblige as liquidated damages, and not as a penalty, for the Principal's failure to perform.

The condition of this obligation is such that if the aforesaid Principal shall, within the period specified therefore, on the prescribed form presented to him for signature, enter into a written contract with the Oblige in accordance with his bid as accepted and give Performance and Payment Bond with good and sufficient surety or sureties, upon the form prescribed by the Oblige, for the faithful performance and the proper fulfillment of said Contract, or in the event of withdrawal of said bid within the time specified, or upon the payment to the Oblige of the sum determined upon herein, as liquidated damages and not as penalty, in the event the Principal fails to enter into said contract and give such Performance and Payment Bond within the time specified, then this Obligation shall be null and void, otherwise to remain in full force and effect.

Signed, sealed and delivered this 28th day of April, 2016.

WITNESS

~~WITNESS~~

By 

~~Secretary~~

SKY BLUE BUILDERS, LLC

Principal

By 

Title Chief Marketing Officer

TRAVELERS CASUALTY AND SURETY COMPANY OF AMERICA

Surety

By 

Cynthia M. Burnett, Attorney-in-Fact

Seal if Bidder is Corporation  
(Attach Power-of-Attorney)

[SEAL]





POWER OF ATTORNEY

Farmington Casualty Company
Fidelity and Guaranty Insurance Company
Fidelity and Guaranty Insurance Underwriters, Inc.
St. Paul Fire and Marine Insurance Company
St. Paul Guardian Insurance Company

St. Paul Mercury Insurance Company
Travelers Casualty and Surety Company
Travelers Casualty and Surety Company of America
United States Fidelity and Guaranty Company

Attorney-In Fact No. 224802

Certificate No. 006587794

KNOW ALL MEN BY THESE PRESENTS: That Farmington Casualty Company, St. Paul Fire and Marine Insurance Company, St. Paul Guardian Insurance Company, St. Paul Mercury Insurance Company, Travelers Casualty and Surety Company, Travelers Casualty and Surety Company of America, and United States Fidelity and Guaranty Company are corporations duly organized under the laws of the State of Connecticut, that Fidelity and Guaranty Insurance Company is a corporation duly organized under the laws of the State of Iowa, and that Fidelity and Guaranty Insurance Underwriters, Inc., is a corporation duly organized under the laws of the State of Wisconsin (herein collectively called the "Companies"), and that the Companies do hereby make, constitute and appoint

Douglas J. Rothey, Cynthia M. Burnett, and Erik Ulibarri

of the City of Littleton, State of Colorado, their true and lawful Attorney(s)-in-Fact, each in their separate capacity if more than one is named above, to sign, execute, seal and acknowledge any and all bonds, recognizances, conditional undertakings and other writings obligatory in the nature thereof on behalf of the Companies in their business of guaranteeing the fidelity of persons, guaranteeing the performance of contracts and executing or guaranteeing bonds and undertakings required or permitted in any actions or proceedings allowed by law.

IN WITNESS WHEREOF, the Companies have caused this instrument to be signed and their corporate seals to be hereto affixed, this 25th day of November, 2015.

Farmington Casualty Company
Fidelity and Guaranty Insurance Company
Fidelity and Guaranty Insurance Underwriters, Inc.
St. Paul Fire and Marine Insurance Company
St. Paul Guardian Insurance Company

St. Paul Mercury Insurance Company
Travelers Casualty and Surety Company
Travelers Casualty and Surety Company of America
United States Fidelity and Guaranty Company



State of Connecticut
City of Hartford ss.

By: [Signature]
Robert L. Raney, Senior Vice President

On this the 25th day of November, 2015, before me personally appeared Robert L. Raney, who acknowledged himself to be the Senior Vice President of Farmington Casualty Company, Fidelity and Guaranty Insurance Company, Fidelity and Guaranty Insurance Underwriters, Inc., St. Paul Fire and Marine Insurance Company, St. Paul Guardian Insurance Company, St. Paul Mercury Insurance Company, Travelers Casualty and Surety Company, Travelers Casualty and Surety Company of America, and United States Fidelity and Guaranty Company, and that he, as such, being authorized so to do, executed the foregoing instrument for the purposes therein contained by signing on behalf of the corporations by himself as a duly authorized officer.

In Witness Whereof, I hereunto set my hand and official seal. My Commission expires the 30th day of June, 2016.



[Signature]
Marie C. Tetreault, Notary Public



Office of Economic Development  
 Division of Small Business Opportunity  
 201 W. Colfax Ave, Dept. 907  
 Denver, CO 80202  
 p: 720.913.1899  
 f: 720.913.1809  
[www.denvergov.org/dsbo](http://www.denvergov.org/dsbo)

## Diversity and Inclusiveness \* in City Solicitations Information Request Form

Type in your response, print out, sign and date; or print out and complete manually. Please print legibly.

Denver Executive Order No. 101 establishes strategies between the City and private industry to use diversity and inclusiveness to promote economic development in the City and County of Denver and to encourage more businesses to compete for City contracts and procurements. The Executive Order requires, among other things, the collection of certain information regarding the practices of the City's contractors and consultants toward diversity and inclusiveness and encourages/requires City agencies to include diversity and inclusiveness policies in selection criteria where legally permitted in solicitations for City services or goods.

Answer each question below. Missing or incomplete responses will be recorded as "no", "not applicable", or "none". **A proposal or response to a solicitation by a contractor/consultant that does not include this completed form shall be deemed non-responsive and rejected.**

Business Email Address: lgrosh@skybluebuilders.com

Please include the Email address of the contact person facilitating this solicitation for the City and County of Denver: lgrosh@skybluebuilders.com

Agency Name:

- |   |  |  |
|---|--|--|
| <input type="checkbox"/> Arts and Venue               | <input type="checkbox"/> Purchasing Division     | <input type="checkbox"/> Sheriff Department  |
| <input type="checkbox"/> Auditor Office               | <input type="checkbox"/> Human Services          | <input type="checkbox"/> Technology Services |
| <input type="checkbox"/> Community Planning           | <input type="checkbox"/> Economic Development    | <input type="checkbox"/> Other               |
| <input type="checkbox"/> Denver International Airport | <input type="checkbox"/> Parks and Recreation    |  |
| <input type="checkbox"/> Environmental Health         | <input type="checkbox"/> Police Department       |  |
| <input type="checkbox"/> Fire Department              | <input checked="" type="checkbox"/> Public Works |  |

Project Name: Enhanced Bicycle Facility Construction Services Master On Call

BID / RFP No.: 201626972

Name of Contractor/Consultant: Sky Blue Builders, LLC

What industry is your business? General Contracting

Address:  
7108 S. Alton Way Building M  
Centennial, CO 80112

Business Phone No.: (303) 220-0339

Business Facsimile No.: (303) 374-6925

OED - Executive Order No. 101  
 Diversity and Inclusiveness in City Solicitations Information Request Form  
 Rev. 12/29/2015



1. How many employees does your company employ?

- 1-10       51-100  
 11-50       over 100

1.1. How many of your company's employees are:

Full-time 45      Part-Time 1

2. Do you have a Diversity and Inclusiveness Program?  Yes       No

If No, and your company size is less than 10 employees continue to question 11.  
Complete and sign the form.

If Yes, does it address:

- 2.1 Employment and retention?       Yes       No  
2.2 Procurement and supply chain activities?       Yes       No  
2.3 Customer service?       Yes       No

3. Provide a detailed narrative of your company's diversity and inclusiveness principles and programs. This may include, for example, (i) diversity and inclusiveness employee training programs, equal opportunity policies, and the budget amount spent on an annual basis for workplace diversity; or (ii) diversity and inclusiveness training and information to improve customer service.

The company is dedicated to the principles of EEO in any term, condition or privilege of employment. We do not discriminate against applicants or employees on the basis of age, race, sex (including pregnancy, childbirth, or related medical conditions), gender identity, color, religion, national origin, physical or mental disability, citizenship, ancestry, veteran's status, domestic partner status, sexual orientation, or any other basis protected by local, state and federal law. This prohibition includes unlawful harassment based on any of these protected classes. This policy applies to all employees including managers, supervisors, coworkers, and non-employees. All employees and applicants for employment are protected by both company policy and EEO-AA regulations and law, from coercion, intimidation, interference, or discrimination for filing a complaint or assisting in investigation.

4. Does your company regularly communicate its diversity and inclusiveness policies to employees?

If Yes, how does your company regularly communicate its diversity and Inclusiveness policies to employees? (select all that apply)

- Employee Training  
 Pamphlets  
 Public EEO postings  
 Other  
 Not Applicable

5. If you responded that you do not have a diversity and inclusiveness program, describe any plans your company may have to adopt such a program.

6. How often do you provide training in diversity and inclusiveness principles?

- Monthly                       Annually  
 Quarterly                       Not Applicable                       Other Employee orientation

6.1 What percentage of the total number of employees generally participate?

- 0 - 25%                       51 - 75%  
 26 - 50%                       76 - 100%                       Not Applicable

7. State how you achieve diversity and inclusiveness in supply and procurement activities. This may include, for example, narratives of training programs, equal opportunity policies, diversity or inclusiveness partnership programs, mentoring and outreach programs, and the amount and description of budget spent on an annual basis for procurement and supplier diversity and inclusiveness.

Sky Blue Builders is committed to the utilization of Disadvantaged and Small Business firms on this contract. Being an SBE ourselves, strongly encourage and endorse the utilization of disadvantaged and minority businesses to further the growth and betterment of the small business construction community. Our entire company embraces the utilization of MWBE Firms for estimating to project management, we have the capability to reinforce the growth and development of M/WBE firms. During the pre-construction stage, we will attend outreach events held by Small/Minority businesses, DEN, and other agencies/organizations to establish and develop relationships with other M/WBE firms to supplement our M/WBE database. During construction, the comprehensive approach for reporting prompt payment mechanism will be implemented and adhered to by Sky Blue Builders and our teaming partners. Sky Blue Builders will engage the small business and minority community organizations to supplement and enhance the participation of small and minority businesses. In order to level the playing field for M/WBE across all scopes of works. We will identify these shortfalls and over-concentration of firms to determine a means in which we can supplement or create partnering opportunities for those scopes of work identified. Sky Blue Builders will strategically develop scope of work packages that have the capability to engage all sizes of M/WBE firms.

8. Do you have a diversity and inclusiveness committee?  Yes     No

8.1 If Yes, how often does it meet?

- Monthly                       Annually                       No Committee  
 Quarterly                       Other \_\_\_\_\_

8.2 If you responded that you do not have a diversity and inclusiveness committee, describe any plans your company may have to establish such a committee.



9. Do you have a budget for diversity and inclusiveness efforts?  Yes  No
10. Does your company integrate diversity and inclusion competencies into executive/manager performance evaluation plans?  Yes  No
11. Would you like information detailing how to implement a Diversity and Inclusiveness program?  Yes  No

If yes, please email [XO101@denvergov.org](mailto:XO101@denvergov.org).

I attest that the information represented herein is true, correct and complete, to the best of my knowledge.



Signature of Person Completing Form

4/28/16

Date

Lauren Grosh

Printed Name of Person Completing Form

**NOTE: Attach additional sheets or documentation as necessary for a complete response.**

\*"Diversity and inclusiveness program" means a program that invites values, perspectives and contributions of people from diverse backgrounds, and integrates diversity into its hiring and retention policies, training opportunities, and business development methods to provide an equal opportunity for each person to participate, contribute, and succeed within the organization's workplace. "Diversity" encompasses a wide variety of human differences, including differences such as race, age, gender, gender identity, sexual orientation, ethnicity, physical disabilities, appearance, historically underutilized and disadvantaged persons, as well as social identities such as religion, marital status, socio-economic status, lifestyle, education, parental status, geographic background, language ability, and veteran status."

CITY AND COUNTY OF DENVER  
STATE OF COLORADO



Department of Public Works  
Addendum

Contract Number: 201626972



2016 Enhanced Bicycle Facility  
Master On-Call

March 14, 2016

CITY AND COUNTY OF DENVER  
DEPARTMENT OF PUBLIC WORKS

CONTRACT NO. 201626972  
PROJECT NAME: 2016 Enhanced Bicycle Facility Construction Services Master On-Call

ADDENDUM NO. 1 TO CONTRACT DOCUMENTS

Bidders are hereby instructed that the drawings, specifications, and other contract documents are modified, corrected, supplemented and/or superseded for the above mentioned project as hereinafter described in the following attachments:

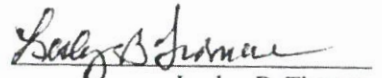
**BID DOCUMENT PACKAGE**

Please note that 2 pages have been added to the prevailing wage section. It is to address the Sign Erector wage. The new prevailing wage section will be 10 pages long. Please see attached.

**EXAMPLE**

We have provided an example of a work order that might be seen on this project. Please be advised this is an **Example** set only. This does not guarantee that it will be a work order request once the contract is underway. It has been provided for the bidder to get a better idea of the scope of work.

This **ADDENDUM** shall be attached to, become a part of, and be returned with the Bid Proposal.

  
Lesley B. Thomas  
City Engineer  
3/24/16  
Date

The undersigned bidder acknowledges receipt of this Addendum. The Proposal submitted herewith is in accordance with the stipulations set forth herein.

  
Contractor

ADDENDUM NO. 1

DATE: 4/28/16



**DENVER**  
THE MILE HIGH CITY

TO: All Users of the City of Denver Prevailing Wage Schedules  
FROM: Alena Duran, OHR Compensation and Classification  
DATE: March 21, 2016  
SUBJECT: Latest Update to Prevailing Wage Schedules

Please find an attachment to this memorandum all of the current Office of Human Resources Prevailing Wage Schedules issued in accordance with the City and County of Denver's Revised Municipal Code, Section 20-76(c). This schedule does not include the Davis-Bacon rates. The Davis-Bacon wage rates will continue to be published separately as they are announced.

Modification No. 124  
Publication Date: 3-21-16  
(14 pages)

Unless otherwise specified in this document, apprentices shall be permitted only if they are employed pursuant to, and individually registered in, a bona fide apprenticeship program registered with the U.S. Department of Labor. The employer and the individual apprentice must be registered in a program, which has received prior approval, by the U.S. Department of Labor. Any employer, who employs an apprentice and is found to be in violation of this provision, shall be required to pay said apprentice the full journeyman scale.

Questions call (720) 913-5726.

Attachments as listed above.

**FURNITURE MOVERS**

(Moving, Storage and Cartage Workers)

Last Revision: 10-9-2014

Effective: 10-22-2015

Classification:	<u>Base Wage</u>	<u>Fringes</u>
<b>Laborer/Helper</b>	\$17.36/hour	\$6.27/hour
<b>Driver/Packer</b>	\$17.43/hour	\$6.28/hour
<b>Lead Worker</b>	\$18.22/hour	\$6.37/hour

**LANDSIDE PARKING ELECTRONICS TECHNICIAN**

Last Revision: 10-9-2014

Effective: 10-22-2015

Classification:	<u>Base Wage</u>	<u>Fringes</u>
<b>Landside Parking Electronics Technician</b>	\$22.14/hour	\$6.82/hour

Plus 10% shift differential for regularly scheduled hours worked between 6:00 p.m. and 6:00 a.m.

This classification of work installs, modifies, troubleshoots, repairs and maintains revenue control equipment at manned and unmanned parking entrance and exit gates. Replaces consumable items such as tickets, printer ribbons, and light bulbs. Replaces modules and related equipment as needed to repair existing equipment, modify applications, or resolve unusual problems. Troubleshoots, tests, diagnoses, calibrates, and performs field repairs. Performs preventive maintenance such as inspection, testing, cleaning, lubricating, adjusting and replacing of serviceable parts to prevent equipment failure for electromechanical control in order to minimize repair problems and meet manufacturers' specifications.

**SIGN ERECTOR**

Last Revision: 10-15-2009

Effective: 10-15-2010

Classification:	<u>Base Wage</u>	<u>Fringes</u>
<b>Sign Erector</b>	\$20.19/hour	\$3.80/hour

This classification of work erects, assembles, and/or maintains signs, sign structures and/or billboards using various tools. Erects pre-assembled illuminated signs on buildings or other structures according to sketches, drawings, or blueprints. Digs and fills holes, places poles. Bolts, screws, or nails sign panels to sign post or frame. Replaces or repairs damaged or worn signs. May use welding equipment when installing sign. This classification is not a licensed electrician and therefore cannot make connections to power sources (i.e., provide exit lighting).

# CITY & COUNTY OF DENVER

## DEPARTMENT OF PUBLIC WORKS - ENGINEERING DIVISION

PLANS OF PROPOSED  
 FHU PROJECT NO. 112397-15  
 DENVER CONTRACT NO. PWTES2014-013  
 PILAR PROJECT NO. 2015-0094-01

### KNOX COURT NEIGHBORHOOD BIKEWAY

SCALE OF ORIGINAL DRAWINGS

ON PLAN      1" = 20'  
 ON PROFILE    1" = 30' HORIZONTAL  
                   1" = 3' VERTICAL

INDEX OF SHEETS

SHEET NO.	SUBSET SHEETS	DESCRIPTION
1	T-1	TITLE SHEET
2	SP-1	STANDARD PLANS LIST
3 - 5	GN-1 TO GN-3	GENERAL NOTES
6		SURVEY CONTROL DIAGRAM
7	TD-1	TREE PROTECTION DETAIL
8	RD-1	ROADWAY DETAILS
9 - 10	DA-1 TO DA-2	POINT DATA
11 - 14	RM-1 TO RM-4	REMOVAL AND RESET PLANS
15 - 18	RP-1 TO RP-4	ROADWAY PLANS
19 - 25	CR-1 TO CR-7	CURB RETURN DETAILS
26 - 28	DP-1 TO D-3	DRAINAGE PLANS

STATEMENT OF NO OBJECTION  
 (KNOX COURT NEIGHBORHOOD BIKEWAY)

The City and County of Denver (indicate)

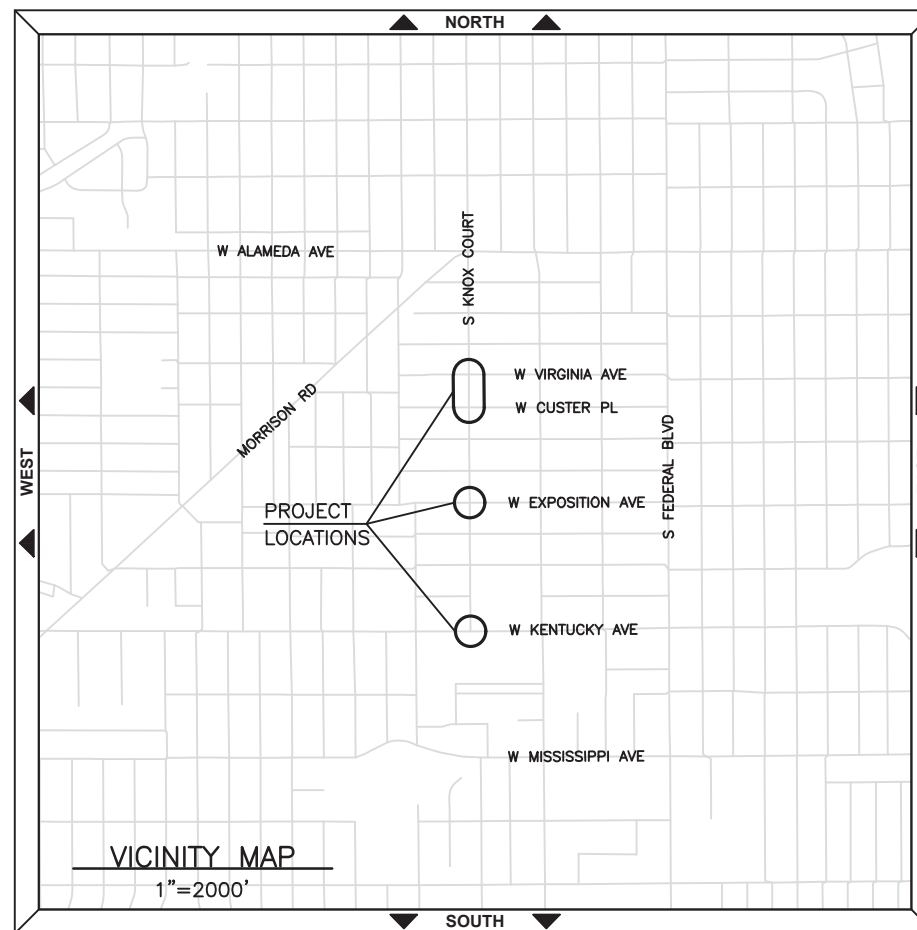
- Does not object,
- Does not object, but conditioned as noted,

to the contractor proceeding with construction of the improvements indicated on these documents, based upon the information provided. The contractor is responsible for assuring that all work shall be in accordance with the documents and all applicable federal, state, local laws, statutes, ordinances, rules, regulations, directives, standards, details, guidelines and City permitting requirements. Modification of these documents may be required due to actual field conditions. This statement of No Objection constitutes an authorization to proceed with work shown in the documents subject to receipt of appropriate permits, but shall not be construed as approval of the adequacy of the construction documents and shall not constitute a waiver of any remedies the City may have in law or equity.

SIGNED: \_\_\_\_\_

DATE: \_\_\_\_\_

COMMENTS: \_\_\_\_\_



March 22, 2016

K:\112397-15\CADD\Design\Drawings\A112397-15TTL01, 3/22/2016 12:06:18 PM, Kevin.Hock

Print Date: 3/22/2016 12:06:18 PM	(R-X)	Sheet Revisions				As Constructed	KNOX COURT NEIGHBORHOOD BIKEWAY			Project No./Code
File Name: A112397-15TTL01.dwg		Date	Comments	Initials		TITLE SHEET			-	
Horizontal Scale: NTS    Vertical Scale: NTS						No Revisions:				-
FELSBERG HOLT & ULLEVIG 6300 South Syracuse Way, Suite 600 Centennial, CO 80111 Phone: 303.721.1440 Fax: 303.721.0832				Revised:	Designer: KJH	Structure				
				Void:	Detailer: KJH	Numbers				
						Subset: Title	Sheets: T-1 of 1	Sheet Number	1	



TRANSPORTATION ENGINEERING STANDARD DRAWINGS

<u>NO.</u>	<u>TITLE</u>
<input checked="" type="checkbox"/> 5.0	INDEX OF STANDARD DRAWINGS
<input checked="" type="checkbox"/> 5.1	LEGEND
<input checked="" type="checkbox"/> 5.2a,b	CURB & GUTTER AND SIDEWALK
<input checked="" type="checkbox"/> 5.3a,b	TYPICAL CURB SECTIONS
<input checked="" type="checkbox"/> 5.4	CURB & GUTTER AND SIDEWALK JOINT DETAILS
<input type="checkbox"/> 5.5	CONCRETE GUTTER OVERLAY
<input type="checkbox"/> 6.0	STANDARD RESIDENTIAL CURB CUT
<input type="checkbox"/> 6.1	STANDARD COMMERCIAL & MULTI-FAMILY CURB CUT
<input type="checkbox"/> 6.2	CURB CUT CROSS-SECTIONS
<input type="checkbox"/> 6.3	CORNER CLEARANCES & MINIMUM DISTANCES BETWEEN ACCESS POINTS
<input checked="" type="checkbox"/> 7.0a,b,c	CURB RAMP NOTES & TYPICAL SECTIONS
<input checked="" type="checkbox"/> 7.1	CURB RAMP TYPE 1
<input checked="" type="checkbox"/> 7.2	CURB RAMP TYPE 2
<input checked="" type="checkbox"/> 7.3	CURB RAMP TYPE 3
<input checked="" type="checkbox"/> 7.4	CURB RAMP TYPE 4
<input type="checkbox"/> 7.5	DOWNTOWN SIGNALIZED CORNER BLENDED TRANSITION
<input checked="" type="checkbox"/> 7.6a,b	CURB RAMP TRUNCATED DOMES
<input type="checkbox"/> 7.7	TYPICAL SIDEWALK TRANSITION TO DIRECTIONAL CURB RAMP
<input type="checkbox"/> 7.8	SIGNAL EQUIPMENT CLEAR ZONE
<input type="checkbox"/> 8.0	INTERSECTION VALLEY GUTTER
<input type="checkbox"/> 9.0	SIDEWALK CHASE DRAIN AND TREAD PLATE
<input type="checkbox"/> 9.1a,b	TYPICAL CONCRETE BUS PULLOUT AND BUS PAD
<input type="checkbox"/> 10.0	TYPICAL ALLEY LAYOUT
<input type="checkbox"/> 10.1	ALLEY CUT (WITH ATTACHED SIDEWALK)
<input type="checkbox"/> 10.2a	ALLEY CUT (WITH DETACHED SIDEWALK)
<input type="checkbox"/> 10.2b	ALLEY CUT (WITH DETACHED SIDEWALK) HISTORIC DISTRICT
<input type="checkbox"/> 10.3	TYPICAL ALLEY CROSS-SECTION
<input type="checkbox"/> 10.4	ALLEY CURB HEAD
<input type="checkbox"/> 11.0	TYPICAL CONCRETE PAVEMENT JOINT LAYOUT
<input type="checkbox"/> 11.1a,b	GENERAL NOTES FOR CONCRETE PAVEMENT AND PAVEMENT JOINTS
<input type="checkbox"/> 11.2a,b	CONCRETE EXPANSION AND SAWED TRANSVERSE CONTRACTION PAVEMENT JOINTS
<input type="checkbox"/> 11.3	CONCRETE PAVEMENT JOINT SEALANT
<input type="checkbox"/> 11.4	CONCRETE PAVEMENT MISCELLANEOUS DETAILS
<input type="checkbox"/> 11.5a	CONCRETE PAVEMENT JOINTING AT NEW MANHOLES AND ALL INLETS
<input type="checkbox"/> 11.5b	CONCRETE PAVEMENT JOINTING AT EXISTING MANHOLES
<input checked="" type="checkbox"/> 12.0	ASPHALT PATCH
<input type="checkbox"/> 12.1	TRENCH PATCH (ASPHALT/MISC. MATERIALS)
<input type="checkbox"/> 12.2	TRENCH PATCH (CONCRETE)
<input type="checkbox"/> 12.3	TRENCH PATCH (CONCRETE)
<input type="checkbox"/> 12.3b	CONCRETE PANEL REPLACEMENT AT TRENCH OR STREET
<input type="checkbox"/> 12.4	TRENCH MATERIAL REQUIREMENTS
<input checked="" type="checkbox"/> 12.5a	TYPICAL ASPHALT DETAIL
<input checked="" type="checkbox"/> 12.5b	TYPICAL ASPHALT DETAIL LIFT THICKNESS CRITERIA
<input checked="" type="checkbox"/> 12.6	TYPICAL ASPHALT DETAIL LIFT MIX DESIGN CRITERIA
<input type="checkbox"/> 13.0	TREE GRATE
<input type="checkbox"/> 14.0	STANDARD CUL-DE-SAC

DATE: 1/13

WASTEWATER STANDARD DETAILS

<u>NO.</u>	<u>TITLE</u>
<input checked="" type="checkbox"/> S-301.1	TRENCHING AND BEDDING - PART I
<input checked="" type="checkbox"/> S-301.2	TRENCHING AND BEDDING - PART II
<input type="checkbox"/> S-350	ENCASEMENT OF SANITARY SEWERS
<input checked="" type="checkbox"/> S-401	SHIPLAP JOINTS/TYPE R JOINTS
<input checked="" type="checkbox"/> S-450	INLET CONNECTIONS AND PIPELINE CLOSURES
<input type="checkbox"/> S-501.1	PRECAST MANHOLE BARRELS AND TOP SECTIONS
<input type="checkbox"/> S-502	MANHOLE BASE CONSTRUCTION- TYPE A/C
<input type="checkbox"/> S-503	TYPE B MANHOLE
<input type="checkbox"/> S-504.1	TYPE P MANHOLE
<input type="checkbox"/> S-504.2	TYPE P MANHOLE BASE SECTIONS
<input type="checkbox"/> S-520	TYPICAL MANHOLE BASE CHANNELIZATION
<input type="checkbox"/> S-530	MANHOLE OUTSIDE DROP
<input checked="" type="checkbox"/> S-550	WATER STOP GASKET
<input checked="" type="checkbox"/> S-616.1	SINGLE NO. 16 INLET
<input type="checkbox"/> S-616.2	DOUBLE NO. 16 INLET
<input type="checkbox"/> S-616.3	TRIPLE NO. 16 INLET
<input type="checkbox"/> S-606V	SINGLE, DOUBLE, TRIPLE VALLEY INLET
<input checked="" type="checkbox"/> S-620.1	NO. 14 INLET (SHEET 1)
<input checked="" type="checkbox"/> S-620.2	NO. 14 INLET (SHEET 2)
<input checked="" type="checkbox"/> S-701	24" DIAMETER RING & COVER
<input checked="" type="checkbox"/> S-716	GRATE & FRAME, ADJUSTABLE CURB BOX
<input checked="" type="checkbox"/> S-750	MANHOLE STEPS

NOTE: THE MOST CURRENT CITY AND COUNTY OF DENVER STANDARDS AND DETAILS TO BE USED FOR THE DESIGN AND CONSTRUCTION OF EACH PHASE OF THE PROJECT.

THE STANDARD DRAWINGS/DETAILS INDICATED HEREON BY A MARKED BOX ARE TO BE USED TO CONSTRUCT THIS PROJECT.

ALL OF THE STANDARD DRAWINGS, AS SUPPLEMENTED AND REVISED, APPLY TO THIS PROJECT WHEN USED BY DESIGNATED PAY ITEM OR SUBSIDIARY ITEM.

TRAFFIC STANDARD DRAWINGS

<u>NO.</u>	<u>TITLE</u>
<input type="checkbox"/> 16.1.1	TRAFFIC SIGNAL NOTES
<input type="checkbox"/> 16.1.2	LEGEND/KEY NOTES
<input type="checkbox"/> 16.1.3	SPAN WIRE SIGNAL DESIGN
<input type="checkbox"/> 16.1.4	MOUNTING HARDWARE
<input type="checkbox"/> 16.1.5	LOOP DETECTION
<input type="checkbox"/> 16.1.6	CONDUIT DETAILS
<input type="checkbox"/> 16.1.7	PULL BOXES
<input type="checkbox"/> 16.1.8	SIGNAL POLE FOUNDATION
<input type="checkbox"/> 16.1.9	MAST ARM POLE LOADS
<input type="checkbox"/> 16.1.10	MOUNTING DETAILS
<input type="checkbox"/> 16.1.11	TABLE DATA
<input type="checkbox"/> 16.1.12	LUMINAIRE DETAILS
<input type="checkbox"/> 16.1.13	PEDESTAL POLE DETAILS
<input type="checkbox"/> 16.1.14	POLE FOUNDATION DETAILS
<input type="checkbox"/> 16.1.15	FOUNDATION FOR XCEL FACILITIES
<input type="checkbox"/> 16.1.16	"P" CABINET BASE
<input type="checkbox"/> 16.1.17	"P" CABINET & BASE
<input type="checkbox"/> 16.1.18	"M" CABINET BASE
<input type="checkbox"/> 16.1.19	METER PEDESTAL CABINET DETAILS
<input type="checkbox"/> 16.1.20	METER PEDESTAL CABINET FOUNDATION AND BASE
<input type="checkbox"/> 16.1.21	FLASHING BEACON DETAILS
<input type="checkbox"/> 16.1.22	DRIVER'S FEEDBACK SIGN DETAILS
<input type="checkbox"/> 16.1.23	FLASHING BEACON & SIGN SHEET 1
<input type="checkbox"/> 16.1.24	FLASHING BEACON & SIGN SHEET 2
<input type="checkbox"/> 16.2.1	CROSSWALK LAYOUT DETAILS
<input type="checkbox"/> 16.2.2	PAVEMENT MARKING DETAILS SHEET 1
<input type="checkbox"/> 16.2.3	PAVEMENT MARKING DETAILS SHEET 2
<input type="checkbox"/> 16.2.4	BIKE LANE TYPICAL MARKING DETAILS
<input type="checkbox"/> 16.2.5	CENTRAL BUSINESS DISTRICT PAVEMENT MARKING DETAILS
<input type="checkbox"/> 16.2.6	SINGLE SIGN POST MOUNTING DETAILS
<input type="checkbox"/> 16.2.7	MULTIPLE SIGN POST MOUNTING DETAILS
<input type="checkbox"/> 16.2.8	ONE-WAY SIGN PLACEMENT DETAILS
<input type="checkbox"/> 16.2.9	TRAFFIC SIGN UTILITY POLE MOUNTING DETAIL
<input type="checkbox"/> 16.2.10	GROUND MOUNT STREET NAME SIGN INSTALLATION DETAIL
<input type="checkbox"/> 16.2.11	GROUND MOUNT STREET NAME SIGN DETAIL
<input type="checkbox"/> 16.2.13	OVERHEAD STREET NAME SIGNS
<input type="checkbox"/> 16.2.14	PARKING METER POST INSTALLATION
<input type="checkbox"/> 16.2.15	BARRICADE DETAILS

CITY AND COUNTY OF DENVER  
STANDARD DRAWINGS LIST

K:\12397-15\CADD\Design\Drawings\G112397-15SPL01, 3/22/2016 11:57:02 AM, Kevin.Hock

Print Date: 3/22/2016 11:57:02 AM		As Constructed	KNOX COURT NEIGHBORHOOD BIKEWAY	Project No./Code															
File Name: G112397-15SPL01.dwg		No Revisions:		STANDARD PLANS LIST	-														
Horizontal Scale: Vertical Scale:		Revised:		Designer: KJH Detailer: KJH	Structure Numbers	-													
 6300 South Syracuse Way, Suite 600 Centennial, CO 80111 Phone: 303.721.1440 Fax: 303.721.0832	(R-X) <input type="checkbox"/> <input type="checkbox"/> <input type="checkbox"/>	<table border="1"> <thead> <tr> <th colspan="3">Sheet Revisions</th> </tr> <tr> <th>Date</th> <th>Comments</th> <th>Initials</th> </tr> </thead> <tbody> <tr><td> </td><td> </td><td> </td></tr> <tr><td> </td><td> </td><td> </td></tr> <tr><td> </td><td> </td><td> </td></tr> </tbody> </table>	Sheet Revisions			Date	Comments	Initials										Subset: General Sheets: SP-1 of 1	Sheet Number 2
Sheet Revisions																			
Date	Comments	Initials																	

**GENERAL NOTES** (SHEET 1 OF 3)

**GENERAL**

1. PROPOSED FINISHED GROUND ELEVATIONS FOR ITEMS TO BE ADJUSTED, RESET, OR MODIFIED SHALL BE FIELD VERIFIED BY THE CONTRACTOR.
2. THE CONTRACTOR SHALL BE RESPONSIBLE FOR ALL ASPECTS OF SAFETY INCLUDING, BUT NOT LIMITED TO EXCAVATION, TRENCHING, SHORING, TRAFFIC CONTROL, AND SECURITY.
3. PRIOR TO BEGINNING CONSTRUCTION, THE CONTRACTOR SHALL PREPARE AND SUBMIT TO THE CITY ENGINEER A TRAFFIC CONTROL PLAN WHICH SHALL INCLUDE THE CONTRACTOR'S ANTICIPATED METHOD OF HANDLING TRAFFIC FOR THE DURATION OF THE PROJECT. THE COST TO PREPARE THE TRAFFIC CONTROL PLAN SHALL BE INCIDENTAL TO THE PROJECT. SEE TRAFFIC SECTION FOR ADDITIONAL TRAFFIC CONTROL NOTES.
4. THE CONTRACTOR SHOULD REMOVE MATERIALS AND EQUIPMENT FROM THE ROADWAY RIGHT OF WAY (ROW) AT THE CLOSE OF DAILY OPERATIONS. THE TRAFFIC CONTROL PLAN (TCP) MUST INCLUDE PROTECTIVE MEASURES WHERE MATERIALS AND EQUIPMENT MAY BE STORED IN THE ROW, BUT ENSURE FIVE FEET OF PEDESTRIAN CLEARANCE ON SIDEWALKS. THE CONTRACTOR SHALL NOT STOCKPILE MATERIAL IN THE CLEAR ZONE OF THE TRAVELED WAY.
5. THE CONTRACTOR IS RESPONSIBLE FOR OBTAINING ALL PROJECT PERMITS ASSOCIATED WITH CONSTRUCTION. THE CONTRACTOR IS RESPONSIBLE FOR BEING AWARE OF, NOTIFYING, COORDINATING AND SCHEDULING ALL INSPECTIONS REQUIRED FOR FINAL APPROVALS AND PROJECT ACCEPTANCE. ALL WORK, INCLUDING CORRECTION WORK, IS SUBJECT TO NOTIFICATION AND INSPECTION REQUIREMENTS.
6. IF ANY OF THE CONTRACTOR'S OPERATIONS DESTROY OR DAMAGE ANY PROPERTY, PUBLIC OR PRIVATE, THE CONTRACTOR SHALL PROMPTLY REPAIR OR REPLACE SUCH PROPERTY, TO THE SATISFACTION OF THE PROJECT MANAGER, BEFORE THE CITY WILL ACCEPT OR PAY FOR THE WORK PERFORMED UNDER THE CONTRACT. IF THE CONTRACTOR FAILS TO REPAIR OR REPLACE SUCH PROPERTY, THE CITY, AT THE SOLE DISCRETION OF THE MANAGER, MAY UNDERTAKE SUCH REPAIR OR REPLACEMENT AND DEDUCT THE COST OF THE SAME FROM AMOUNTS PAYABLE TO THE CONTRACTOR UNDER THE CONTRACT.
8. THE CONTRACTOR SHALL BE RESPONSIBLE FOR RECORDING AS-BUILT INFORMATION ON A SET OF RECORD DRAWINGS KEPT ON THE CONSTRUCTION SITE, AND AVAILABLE TO THE CITY INSPECTOR AT ALL TIMES. UPON COMPLETION OF THE WORK, THE CONTRACTOR SHALL SUBMIT RECORD DRAWINGS, IN AN AUTOCAD COMPATIBLE FORMAT, TO THE CITY. THE PRODUCTION OF THESE DOCUMENTS WILL NOT BE PAID FOR SEPARATELY, BUT SHALL BE INCLUDED IN THE COST OF THE WORK.
9. ALL WORK SHALL CONFORM TO CURRENT CITY AND COUNTY OF DENVER STANDARDS AND SPECIFICATIONS. THE CITY RESERVES THE RIGHT TO ACCEPT OR REJECT ANY MATERIALS AND WORKMANSHIP THAT DOES NOT CONFORM TO THE LATEST EDITION OF THE CITY STANDARDS AND SPECIFICATIONS, OR HALT CONSTRUCTION UNTIL THE CONFLICT IS RESOLVED.
10. PRIOR TO THE COMMENCEMENT OF CONSTRUCTION, ALL STORM DRAIN INLETS, LATERALS, MAINS AND OTHER STORM RUNOFF APPURTENANCES WITHIN THE PROJECT LIMITS SHALL BE CLEARED OF SEDIMENT AND DEBRIS IN ACCORDANCE WITH DENVER WASTEWATER MANAGEMENT DIVISION STANDARDS. AFTER CONSTRUCTION, THE CONTRACTOR SHALL REMOVE ANY SEDIMENT OR DEBRIS FROM THE STORM SEWER SYSTEM AT NO COST TO THE CITY.
11. PRIOR TO FINAL ACCEPTANCE, ALL DISTURBED PORTIONS OF ROADWAY ROW SHALL BE CLEANED UP AND RESTORED TO THEIR ORIGINAL CONDITION, SUBJECT TO CITY APPROVAL.
12. NO WORK SHALL BE PERMITTED ON WEEKENDS OR HOLIDAYS WITHOUT PRIOR AUTHORIZATION OR UNLESS OTHERWISE SPECIFIED. THE CITY MAY RESTRICT WORK IN THE ROW DURING ADVERSE WEATHER CONDITIONS OR DURING PERIODS OF HIGH TRAFFIC VOLUME.
13. NO CLEATED OR TRACKED EQUIPMENT MAY WORK IN OR MOVE OVER PAVED SURFACES WITHOUT MATS.
14. WHERE ROW FENCES MUST BE REMOVED OR CUT TO FACILITATE CONSTRUCTION, APPROVAL MUST FIRST BE GIVEN BY THE CITY. EXISTING ROW/FENCE LINE MUST BE ESTABLISHED BY GOOD SURVEY PRACTICES. FENCES WILL BE REPLACED IN KIND ACCORDING TO CITY FENCING STANDARDS.
15. PROTECTION AND REPLACEMENT OF STREET IMPROVEMENTS ARE THE RESPONSIBILITY OF THE CONTRACTOR UNTIL THESE IMPROVEMENTS ARE FULLY COMPLETED AND ACCEPTED BY THE CITY.

**PROJECT PLANS, SPECIFICATIONS, PERMITS**

1. ALL MATERIAL, EQUIPMENT, INSTALLATION AND CONSTRUCTION WITHIN THE ROW SHALL BE IN ACCORDANCE WITH THE LATEST EDITION OF THE FOLLOWING STANDARD REFERENCES AS APPLICABLE:
  - a. CITY AND COUNTY OF DENVER, STANDARDS AND DETAILS FOR ENGINEERING DIVISION
  - b. STORM DRAINAGE AND SANITARY SEWER CONSTRUCTION DETAIL AND TECHNICAL SPECIFICATIONS
  - c. DEPARTMENT OF PUBLIC WORKS STANDARD SPECIFICATIONS FOR CONSTRUCTION GENERAL CONTRACT CONDITIONS
  - d. WASTEWATER MANAGEMENT DIVISION STANDARD DETAILS
  - e. TRAFFIC STANDARD DRAWINGS AND TRAFFIC ENGINEERING SERVICES PROJECT SPECIALS
  - f. COLORADO DEPARTMENT OF TRANSPORTATION (CDOT) STANDARD SPECIFICATIONS FOR ROAD AND BRIDGE CONSTRUCTION AND STANDARD PLANS, (M&S STANDARDS)
  - g. FEDERAL HIGHWAY ADMINISTRATION (FHWA), MANUAL ON UNIFORM TRAFFIC CONTROL DEVICES (MUTCD) FOR STREETS AND HIGHWAYS AND THE COLORADO SUPPLEMENT THERETO
  - h. AMERICAN ASSOCIATION OF STATE AND HIGHWAY TRANSPORTATION OFFICIALS (AASHTO) ROADSIDE DESIGN GUIDE
2. THE CONTRACTOR SHALL HAVE ONSITE AT ALL TIMES, ONE COPY OF THE APPROVED PLANS, ONE COPY OF THE APPROPRIATE STANDARDS AND SPECIFICATIONS, AND COPIES OF ANY PERMITS AND EXTENSION AGREEMENTS NEEDED FOR THE JOB.
3. IF DURING THE CONSTRUCTION PROCESS, CONDITIONS ARE ENCOUNTERED WHICH COULD INDICATE A SITUATION THAT IS NOT IDENTIFIED ON THE PLANS OR SPECIFICATIONS, THE CONTRACTOR SHALL CONTACT THE PROJECT MANAGER IMMEDIATELY.



**UTILITIES**

1. THE TYPE, SIZE, LOCATION AND NUMBER OF ALL KNOWN UNDERGROUND UTILITIES ARE APPROXIMATE WHEN SHOWN ON THE DRAWINGS, UNLESS OTHERWISE NOTED. IT SHALL BE THE RESPONSIBILITY OF THE CONTRACTOR TO VERIFY THE EXISTENCE AND LOCATION OF ALL UNDERGROUND UTILITIES ALONG THE ROUTE OF THE WORK BEFORE COMMENCING NEW CONSTRUCTION. RESPONSIBILITIES FOR THE RELOCATION OF ANY UTILITY LINES ARE AS NOTED IN THE PROJECT SPECIAL PROVISIONS. THE CONTRACTOR SHALL COOPERATE WITH COMPANIES TRYING TO COORDINATE THE RELOCATION EFFORT. LINES NOT RELOCATED SHALL BE PROTECTED BY THE CONTRACTOR IN PLACE. THE CONTRACTOR SHALL CONTACT THE UTILITY NOTIFICATION CENTER OF COLORADO (UNCC) AT 1-800-922-1987, AT LEAST 2 WORKING DAYS PRIOR TO BEGINNING EXCAVATION OR GRADING.
2. THE CONTRACTOR SHALL BE RESPONSIBLE FOR PROTECTING UTILITIES DURING CONSTRUCTION AND SHALL HOLD THE CITY AND ITS ENGINEERS HARMLESS FOR DAMAGES ARISING FROM THE CONTRACTOR'S FAILURE TO ADEQUATELY PROTECT EXISTING UTILITIES. DAMAGED UTILITIES SHALL BE REPAIRED BY AND AT THE EXPENSE OF THE CONTRACTOR.
3. THE CONTRACTOR IS REQUIRED TO RESET, ADJUST OR REPLACE ANY UTILITIES THAT ARE IMPACTED BY CONSTRUCTION AND ARE DESIGNED TO REMAIN WITHIN THE PROJECT LIMITS.
4. LOCATIONS FOR POTHOLING SHALL BE AS APPROVED BY THE PROJECT MANAGER.

**REMOVALS, EXISTING ITEMS, SAW CUTTING**

1. ALL ITEMS TO BE REMOVED AND NOT RESET SHALL BECOME THE PROPERTY OF THE CONTRACTOR AND SHALL BE REMOVED FROM THE SITE AND DISPOSED OF PROPERLY.
2. SIGNS AND/OR SIGNAL EQUIPMENT DESIGNATED AS REMOVAL ITEMS SHALL BE CAREFULLY REMOVED AND DELIVERED BY THE CONTRACTOR TO THE CITY YARD AT 5440 ROSLYN STREET, BUILDING E. ANY MATERIAL DESIGNATED FOR SALVAGE THAT IS DAMAGED AFTER REMOVAL SHALL BE REPAIRED OR REPLACED BY THE CONTRACTOR TO THE SATISFACTION OF THE ENGINEER. NO SEPARATE PAYMENT SHALL BE MADE FOR LOADING, HAULING, UNLOADING, OR PLACING SALVAGED MATERIALS IN THE CITY YARD.
3. WHERE IT IS REQUIRED TO REMOVE EXISTING CONCRETE OR ASPHALT, CUTTING SHALL BE DONE TO A NEAT WORK LINE TO FULL DEPTH USING A SAW CUTTING WHEEL, OR OTHER METHOD APPROVED BY THE PROJECT MANAGER. THIS WILL NOT BE PAID SEPARATELY, BUT SHALL BE INCLUDED IN THE WORK.
4. REMOVAL OF EXISTING CURB AND GUTTER, SIDEWALK, DRIVEWAYS, CURB CUTS, AND OTHER CONCRETE ITEMS THAT ARE ATTACHED OR ADJACENT TO OTHER CONCRETE ITEMS SHALL BE REMOVED TO THE NEAREST JOINT, AS NEEDED TO AVOID DAMAGING THE REMAINING CONCRETE ITEMS. THE CONTRACTOR SHALL BE RESPONSIBLE FOR DAMAGE TO ADJACENT SIDEWALK DURING CURB AND GUTTER REMOVAL AND SHALL REPLACE DAMAGED SECTIONS AT NO ADDITIONAL COST TO THE PROJECT.
5. THE CONTRACTOR IS REQUIRED TO RESET, ADJUST, OR REPLACE ANY UTILITIES, LANDSCAPING, SPRINKLER SYSTEMS, SIGNS, SIDEWALKS, ETC. THAT ARE IMPACTED BY CONSTRUCTION AND ARE NOT DESIGNATED TO BE REMOVED.
6. THE CONTRACTOR SHALL USE AGGREGATE BASE COURSE OR ASPHALT MILLINGS TO FILL AREA LEFT BY REMOVAL OF DRIVEWAY OR CURB RAMP PRIOR TO PLACEMENT OF NEW SIDEWALK, DRIVEWAY OR CURB RAMP.

K:\112397-15\CADD\Design\Drawings\G112397-15GNR01, 3/22/2016 11:57:08 AM, Kevin.Hock

Print Date: 3/22/2016 11:57:08 AM		<b>Sheet Revisions</b>				<b>As Constructed</b>		<b>KNOX COURT NEIGHBORHOOD BIKEWAY</b>		<b>Project No./Code</b>		
File Name: G112397-15GNR01.dwg		<input checked="" type="checkbox"/> (R-X) <input type="checkbox"/> <input type="checkbox"/> <input type="checkbox"/>	Date	Comments		Initials	No Revisions:		GENERAL NOTES		-	
Horizontal Scale:      Vertical Scale:							Revised:	Designer: KJH	Structure	-	-	
 6300 South Syracuse Way, Suite 600 Centennial, CO 80111 Phone: 303.721.1440 Fax: 303.721.0832							Void:	Detailer: KJH	Numbers	-	-	
							Subset: General	Sheets:	GN-1of 3	Sheet Number 3		



**GENERAL NOTES** (SHEET 2 OF 3)

**SURVEYING**

1. PRIOR TO BEGINNING WORK ON THE PROJECT, THE CONTRACTOR'S SURVEYOR SHALL PERFORM A SURVEY TO VERIFY ALL SURVEY CONTROL POINTS, CITY OF DENVER RANGE POINTS, SECTION CORNERS, AND BENCHMARKS AS SHOWN ON THE SURVEY CONTROL DIAGRAM. THE CONTRACTOR SHALL BE RESPONSIBLE FOR REPLACING ALL LAND SURVEY MONUMENTS DISRUPTED BY CONSTRUCTION ACTIVITIES OR BY NEGLIGENCE ON THE PART OF THE CONTRACTOR. THE CONTRACTOR IS REQUIRED TO FOLLOW COLORADO STATE LAW REGARDING SURVEY MONUMENTS. THE CONTRACTOR SHALL RETAIN A COLORADO LICENSED PROFESSIONAL LAND SURVEYOR TO RESET ANY AFFECTED SURVEY MONUMENTS. THIS WILL NOT BE PAID SEPARATELY, BUT SHALL BE INCLUDED IN THE WORK UNLESS SPECIFIED OTHERWISE IN SECTION 629. FOR FURTHER INFORMATION CONTACT:  
  
PUBLIC WORKS – SURVEY DEPARTMENT  
ATTN: CITY SURVEYOR  
201 W. COLFAX AVE.  
DENVER, CO 80202  
720-865-3121
2. AFTER COMPLETION OF THE PAVING OPERATIONS, THE CONTRACTOR SHALL UPGRADE TEMPORARY RANGE POINTS WITH PERMANENT RANGE POINT MONUMENTS AT THE LOCATIONS AS INDICATED ON THE LAND SURVEY CONTROL DIAGRAM. MONUMENTS SHALL MEET CURRENT CITY AND COUNTY OF DENVER STANDARDS. SEE SECTION 629 OF THE SPECIAL PROVISIONS FOR MORE INFORMATION.
3. A SURVEY SHALL BE DEPOSITED WITH THE CITY AND COUNTY OF DENVER PER STATE STATUTE. CITY MONUMENT RECORDS SHALL BE PREPARED FOR ALL RANGE POINTS WITHIN THE PROJECT AND DEPOSITED WITH THE CITY SURVEYOR.
4. ANY PERSON WHO KNOWINGLY REMOVES, ALTERS, OR DEFACES ANY PUBLIC LAND SURVEY MONUMENT AND/OR BOUNDARY MONUMENT OR ACCESSORY, COMMITS A CLASS TWO (2) MISDEMEANOR PURSUANT TO STATE STATUTE C.R.S. SECTION 18-4-508.
5. ALL STATIONS AND OFFSETS SHOWN ON THE PLANS ARE TO THE CONTROL LINES UNLESS OTHERWISE NOTED. THE USE OF CONTROL MONUMENTS FOR CONSTRUCTION STAKING OTHER THAN THOSE SHOWN ON THE PLANS OR APPROVED BY THE PW DEPT IS PROHIBITED, AND USE OF SUCH MONUMENTS IS AT THE CONTRACTOR'S SOLE RISK.
6. PROPOSED FINISHED GROUND ELEVATIONS FOR ITEMS TO BE ADJUSTED, RESET OR MODIFIED SHALL BE FIELD VERIFIED BY THE CONTRACTOR.

**EARTHWORK AND EXCAVATIONS**

1. THE CONTRACTOR SHALL LIMIT CONSTRUCTION ACTIVITIES TO THOSE AREAS WITHIN THE LIMITS OF DISTURBANCE AND TOES OF SLOPE AS SHOWN ON THE PLANS AND CROSS SECTION. ANY DISTURBANCE BEYOND THESE LIMITS SHALL BE RESTORED TO ORIGINAL CONDITIONS AT THE EXPENSE OF THE CONTRACTOR.
2. WATER SHALL BE USED AS A DUST PALLIATIVE WHERE REQUIRED. COST FOR DUST PALLIATIVE SHALL NOT BE MEASURED AND PAID FOR SEPARATELY, BUT SHALL BE CONSIDERED INCIDENTAL TO THE WORK.
3. THE DEPTH OF RECONDITIONING AND FOR THE BASES OF CUTS AND FILLS SHALL BE 6 INCHES. THE PROJECT SPECIFIED MOISTURE DENSITY CONTROL SHALL BE APPLIED FOR THE SPECIFIED DEPTH. THE EXCAVATION REQUIRED FOR COMPACTION OF BASES OF CUTS AND FILLS WILL BE CONSIDERED SUBSIDIARY TO THAT OPERATION AND WILL NOT BE PAID FOR SEPARATELY.
4. MOISTURE DENSITY CONTROL SHALL BE APPLIED FULL DEPTH FOR ALL EMBANKMENTS.
5. DURING EACH PHASE OF CONSTRUCTION, THE CONTRACTOR SHALL SHAPE TO DRAIN AND COMPACT THE WORK AREA TO A UNIFORM CROSS-SECTION. ELIMINATE ALL RUTS AND LOW SPOTS THAT COULD HOLD WATER. AREAS AND FACILITIES SUBJECT TO FLOODING, REGARDLESS OF THE SOURCE OF WATER, SHALL BE PROMPTLY DE-WATERED AND RESTORED AT NO ADDITIONAL COST TO THE CITY.
6. ALL WORK SHALL BE PROPERLY BACKFILLED PRIOR TO THE END OF THE WORKDAY. NO OPEN HOLES ARE ALLOWED OVERNIGHT.
7. WHERE CONSISTENT WITH SAFETY AND SPACE CONSIDERATIONS, EXCAVATED MATERIAL IS TO BE PLACED ON THE UPHILL SIDE OF TRENCHES.
8. MATERIAL REMOVED FROM ANY PORTION OF THE ROADWAY PRISM MUST BE REPLACED IN LIKE KIND WITH EQUAL OR BETTER COMPACTION. NO SEGREGATION OF MATERIALS WILL BE PERMITTED.
9. NO SEPARATE PAYMENT WILL BE MADE FOR EARTHWORK NECESSARY FOR THE CONSTRUCTION OF ROADWAY PAVEMENT, CURB AND GUTTER, SIDEWALK, AND OTHER ITEMS IDENTIFIED ON THE PLANS, BUT TO BE INCLUDED IN THE COST OF THE WORK, INCLUDING PROVIDING AND PLACING ANY REQUIRED EMBANKMENT MATERIAL (FILL) AND REMOVING ANY EXCESS MATERIAL (CUT).

**CONCRETE**

1. IF CONCRETE REPLACEMENT IS NECESSARY, THE ENTIRE AFFECTED SLAB OR PANEL MUST BE REPLACED.
2. THE CONTRACTOR SHALL SELECT AND USE A BOXOUT AT CATCH BASINS, MANHOLES, AND OTHER ROADWAY APPURTENANCES OF SIMILAR AND LARGER SIZE. SEE CCD STANDARD DRAWING NO. 11.5.
3. SIDEWALK SHALL BE CLASS P CONCRETE. THE USE OF ¾ IN (#67) TOP SIZE AGGREGATE IS ALLOWED.
4. BENDER BOARDS (TWO INCH MINIMUM THICKNESS) SHALL BE USED ON ALL CURVES OF LESS THAN 75 FOOT RADIUS.
5. CURB AND GUTTER ANGLE BREAKS SHALL BE SMOOTHED WITH A 2 FT RADIUS UNLESS OTHERWISE SHOWN ON THE PLANS.
6. PROVIDE A 2 FOOT CURB AND GUTTER TRANSITION AT EACH END OF INLETS.
7. THE CONTRACTOR SHALL INSTALL ½ IN EXPANSION JOINT MATERIAL BETWEEN THE CURB, CURB AND GUTTER AND THE SIDEWALK, AND AROUND INLET STRUCTURES OR BLOCKOUTS OR AS DIRECTED BY THE PROJECT MANAGER.
8. CURB RAMPS SHALL BE CONSTRUCTED USING TRUNCATED DOMES AS SHOWN IN THE CITY AND COUNTY OF DENVER STANDARD DETAILS. TRUNCATED DOMES AND GROOVES SHALL NOT BE PAID SEPARATELY, BUT INCLUDED IN THE COST OF THE CONCRETE CURB RAMP.



**PAVEMENT**

1. A TACK COAT IS REQUIRED PRIOR TO THE PLACEMENT OF SUBSEQUENT LIFTS OF HMA.
2. WHERE NEW CONSTRUCTION IS TO ABUT EXISTING PAVEMENT, THE EXISTING PAVEMENT SHALL BE REMOVED TO A NEAT VERTICAL LINE TO CREATE A CLEAN CONSTRUCTION JOINT.
3. ASPHALT PATCHING SHALL BE 9" THICK (MULTIPLE LIFTS) OR MATCH SURROUNDING CONDITIONS, WHICHEVER IS GREATER. ADDITIONALLY, PATCHING SHOULD BE 2' WIDE MINIMUM TO ACHIEVE PROPER COMPACTION. REFER TO CCD STANDARD DRAWING 12.0.
4. WHEN AN EXISTING ASPHALT STREET IS CUT, THE STREET MUST BE RESTORED TO A CONDITION EQUAL TO OR BETTER THAN ITS ORIGINAL CONDITION. THE EXISTING STREET CONDITION SHALL BE DOCUMENTED BEFORE ANY CUTS ARE MADE. PATCHING SHALL BE DONE IN CONFORMANCE WITH THE PROJECT STANDARDS. THE FINISHED PATCH SHALL BLEND SMOOTHLY INTO THE EXISTING SURFACE. ALL LARGE PATCHES SHALL BE PAVED WITH AN ASPHALT LAY-DOWN MACHINE.
5. THE THICKNESS OF THE CONCRETE PAVEMENT AND THE AGGREGATE BASE COURSE TO BE DETERMINED BY THE CITY ENGINEER. FOR ESTIMATING, IT IS ANTICIPATED THAT THE THICKNESS OF CONCRETE PAVEMENT WILL BE 10 INCHES, AND THE DEPTH OF AGGREGATE BASE COURSE WILL BE 6 INCHES.
6. THE CONTRACTOR SHALL PROVIDE A CONCRETE PAVEMENT JOINT PLAN TO THE CITY ENGINEER FOR REVIEW AND APPROVAL PRIOR TO THE PLACEMENT OF THE CONCRETE PAVEMENT. ALL CONCRETE JOINTS TO BE CONSTRUCTED PER THE LATEST CITY OF DENVER AND CDOT STANDARDS. THE CONCRETE JOINT PLAN AND CONCRETE JOINTS WILL NOT BE PAID FOR SEPARATELY, BUT TO BE INCLUDED IN THE COST OF THE CONCRETE PAVEMENT.
7. THE CURB AND GUTTER TO BE POURED MONOLITHIC WITH THE CONCRETE PAVEMENT. THE GUTTER THICKNESS TO BE THE SAME AS THE ABUTTING CONCRETE PAVEMENT.

**LANDSCAPING**

1. THE CONTRACTOR SHALL NOT SPRAY, CUT OR TRIM TREES OR OTHER LANDSCAPING WITHIN THE ROW UNLESS SUCH WORK IS OTHERWISE SPECIFIED IN THIS PERMIT OR CLEARLY INDICATED ON THE APPROVED PLANS.
2. THE LOCATION, TYPE AND SIZE OF THE PLANTER BOXES TO BE AS DIRECTED BY THE CITY ENGINEER.
3. SEEDING, SODDING AND PLANTING IN THE ROW SHALL BE AS SPECIFIED OR OTHERWISE APPROVED BY THE CITY. CONSTRUCTION, MAINTENANCE AND WATERING REQUIREMENTS SHALL CONFORM TO CITY STANDARD SPECIFICATIONS.
4. UNLESS STREETScape HAS BEEN APPROVED, THE CONTRACTOR SHALL LANDSCAPE ALL ROW WITH SOD AND TREES. ALL LANDSCAPING WITHIN THE ROW SHALL BE IN CONFORMANCE WITH THE LATEST STREETScape DESIGN MANUAL. NO LOOSE MATERIAL (I.E. ROCK, BARK, GRAVEL, ETC.) SHALL BE ALLOWED. DECORATIVE CONCRETE OR LOW GROWING PLANT MATERIAL MAY BE ALLOWED ONLY WITH THE SPECIFIC APPROVAL OF THE CITY. TREES SHALL BE PRE-APPROVED BY THE DEPARTMENT OF PARKS AND RECREATION, FORESTRY OFFICE, AND SHALL BE A MINIMUM OF 20- FEET FROM PROPERTY CORNERS AT INTERSECTIONS, 25- FEET FROM STREET LIGHTS AND 10- FEET FROM EDGE OF DRIVEWAYS.

K:\112397-15\CADD\Design\Drawings\G112397-15GNR02, 3/22/2016 11:57:13 AM, Kevin.Hock

Print Date: 3/22/2016 11:57:13 AM		<table border="1"> <thead> <tr> <th colspan="3">Sheet Revisions</th> </tr> <tr> <th>Date</th> <th>Comments</th> <th>Initials</th> </tr> </thead> <tbody> <tr> <td> </td> <td> </td> <td> </td> </tr> <tr> <td> </td> <td> </td> <td> </td> </tr> <tr> <td> </td> <td> </td> <td> </td> </tr> </tbody> </table>			Sheet Revisions			Date	Comments	Initials										As Constructed		KNOX COURT NEIGHBORHOOD BIKEWAY		Project No./Code	
Sheet Revisions																									
Date	Comments	Initials																							
File Name: G112397-15GNR02.dwg			No Revisions:		GENERAL NOTES		-																		
Horizontal Scale:      Vertical Scale:			Revised:		Designer: KJH	Structure	-																		
 6300 South Syracuse Way, Suite 600 Centennial, CO 80111 Phone: 303.721.1440 Fax: 303.721.0832			Void:		Detailer: KJH	Numbers	-																		
					Subset: General	Sheets:	GN-2of 3	Sheet Number	4																

**GENERAL NOTES** (SHEET 3 OF 3)

**DRAINAGE**

1. ALL SEWER PIPES SHALL BE INSTALLED WITH CLASS B BEDDING AS A MINIMUM.
2. SANITARY SEWER PIPES SHALL BE PVC AND CONFORM TO: ASTM D3034 SDR 35 FOR SIZES 8 INCHES TO 15 INCHES IN DIAMETER (SOLID WALL), ASTM F789 FOR 18 INCHES (SOLID WALL), ASTM F679 FOR SIZES 18 TO 36 INCHES (SOLID WALL), ASTM F949 FOR SIZES 8 TO 36 INCHES (PVC PROFILE WALL), ASTM F794 FOR SIZES 8 TO 48 INCHES (PROFILE WALL), OR ASTM F1803 FOR SIZES 18 TO 60 INCHES (CLOSED PROFILE GRAVITY PIPE).
3. THE CONTRACTOR PERFORMING WORK ON ANY PUBLIC OR PRIVATE STORM SEWER FACILITY OR APPURTENANCE MUST BE PROPERLY TRADE LICENSED AS A COMPANY AND HAVE A LICENSED PLUMBER OR CERTIFIED JOURNEYMAN DRAINLAYER ON SITE DURING THE WORK.
4. ACCESS MUST BE MAINTAINED FOR ALL SEWER MANHOLES DURING CONSTRUCTION. MINIMUM ACCESS TO EACH MANHOLE IS A 20 FOOT WIDE LANE FROM THE NEAREST PUBLIC RIGHT OF WAY, CENTERED AT THE MANHOLE INCLUDING A 10 FOOT RADIUS AROUND THE MANHOLE AND 22.0 FEET OF VERTICAL CLEARANCE.
5. ALL DROP STRUCTURES SHALL BE INSPECTED BY CCD MAINLINE INSPECTIONS. THE CONTRACTOR MUST CALL MAINLINE INSPECTIONS @ (303)446-3722, A MINIMUM OF 24 HOURS PRIOR TO THE PRECONSTRUCTION MEETING AND PRIOR STARTING ANY WORK.

**TRAFFIC**

1. THE CONTRACTOR IS RESPONSIBLE FOR PROVIDING AND MAINTAINING ADEQUATE TRAFFIC CONTROL THROUGHOUT THE PROJECT, INCLUDING PROPER TRAFFIC CONTROL DEVICES AND PERSONNEL. A TRAFFIC CONTROL PLAN (TCP) IS SUBJECT TO CITY APPROVAL PRIOR TO COMMENCING WORK ON ROADWAY ROW. A COPY OF APPROVED TCPS MUST BE AVAILABLE ON SITE DURING WORK. TRAFFIC CONTROL IS TO BE IN ACCORDANCE WITH THE MANUAL ON UNIFORM TRAFFIC CONTROL DEVICES (MUTCD).
2. ALL PAVEMENT MARKINGS MUST BE INSTALLED ACCORDING TO MANUFACTURER'S SPECIFICATIONS.
3. COORDINATE ALL TRAFFIC SIGNAL EQUIPMENT RELOCATIONS WITH PUBLIC WORKS TRAFFIC ENGINEERING SERVICES (TES).

**ENVIRONMENTAL**

1. ANY FILL MATERIAL OR SOILS TO BE MOVED TO AND PLACED ON CCD-OWNED PROPERTY OR PLACED ON REAL PROPERTY TO BE TRANSFERRED TO THE CCD MUST BE FREE OF KNOWN CONTAMINATION (OBSERVED OR PREVIOUSLY DOCUMENTED) AND BE ACCEPTABLE FOR UNRESTRICTED RESIDENTIAL USE. CONTACT DAVE ERICKSON, DENVER ENVIRONMENTAL HEALTH (720-865-5433) FOR CLARIFICATION, IF NEEDED, REGARDING THIS CCD REQUIREMENT.
2. IF UNKNOWN/UNIDENTIFIED UNDERGROUND STORAGE TANKS, DRUMS, ODOROUS SOIL, STAINED SOIL, ASBESTOS-CEMENT PIPE, TRANSITE, BUILDING DEBRIS OR WASTE MATERIALS ARE ENCOUNTERED DURING THE PROJECT, CONTRACTOR SHALL IMMEDIATELY STOP WORK IN THE AREA OF THE DISCOVERY UNTIL DENVER ENVIRONMENTAL HEALTH (DEH) MAKES A DETERMINATION OF HOW TO PROCEED. CONTRACTOR SHALL IMMEDIATELY NOTIFY DEH OF THE DISCOVERY VIA THE PHONE NUMBER 720-460-1706.
3. THE CONTRACTOR SHALL DIRECT NON-RECYCLABLE, NON-HAZARDOUS WASTES FROM CCD-OWNED OR CONTROLLED PROPERTY OR FACILITIES TO THE DENVER ARAPAHOE DISPOSAL SITE (DADS) LANDFILL FOR DISPOSAL, FOLLOWING THE REQUIREMENT AND PROCEDURAL GUIDANCE OUTLINED IN CCD'S EXECUTIVE ORDER 115.
4. NOISE CONTROL. EXEMPTED HOURS FOR CONSTRUCTION IN THE CITY AND COUNTY OF DENVER ARE FROM 7 A.M. TO 9 P.M. MONDAY THROUGH FRIDAY AND 8 A.M. TO 5 P.M. ON SATURDAYS AND SUNDAYS PER SECTIONS 36-6.(B)(7) AND 36-7.(5)A., B. AND C. OF DENVER'S NOISE ORDINANCE, CHAPTER 36 "NOISE CONTROL," DENVER REVISED MUNICIPAL CODE (DRMC). IF THERE IS AN ANTICIPATED NEED TO WORK OUTSIDE OF THE EXEMPTED HOURS FOR CONSTRUCTION: 1) THE CONTRACTOR WILL NEED TO MAKE A REQUEST FOR A NIGHTTIME NOISE VARIANCE AS ALLOWED FOR IN SECTION 36-7.(5)C. OF THE DRMC AND 2) THE VARIANCE PROCESS NEEDS TO BE STARTED A MINIMUM OF TWO TO THREE MONTHS PRIOR TO THE DESIRED START DATE OF ANY WORK NEEDING TO OCCUR OUTSIDE OF EXEMPTED HOURS. ANY NOISE VARIANCE QUESTIONS SHOULD BE DIRECTED TO PAUL RIEDESEL, DEPARTMENT OF ENVIRONMENTAL HEALTH, DENVER COMMUNITY NOISE PROGRAM, (PHONE 720-865-5410; FAX 720-865-5532) A MINIMUM OF THREE MONTHS PRIOR TO THE START OF THE PROJECT.
5. CONTRACTOR SHALL TAKE REASONABLE MEASURES TO PREVENT PARTICULATE MATTER FROM BECOMING AIRBORNE AND TO PREVENT THE VISIBLE DISCHARGE OF FUGITIVE PARTICULATE EMISSIONS BEYOND THE PROPERTY ON WHICH THE EMISSIONS ORIGINATE. THE MEASURES TAKEN MUST BE EFFECTIVE IN THE CONTROL OF FUGITIVE PARTICULATE EMISSIONS AT ALL TIMES ON THE SITE, INCLUDING PERIODS OF INACTIVITY SUCH AS EVENINGS, WEEKENDS, AND HOLIDAYS AS WELL AS ANY OTHER PERIOD OF INACTIVITY.

**EROSION CONTROL**

The Owner, Site Developer, Contractor and/or their authorized agents shall ensure that all potential pollutants generated during demolition or construction work associated with this Project, be prevented from discharge to streams, wetlands or any water body in the vicinity of this Project Site in accordance with the following:

1. The Owner, Site Developer, Contractor and/or their authorized agents shall prevent sediment, debris and all other pollutants from entering the waterway during all demolition, excavation, trenching, boring, grading, or other construction operations that are part of this Project. The Owner, Site Developer, Contractor and/or their authorized agents shall be held responsible for remediation of any adverse impacts to the Municipal Separate Storm Sewer System, receiving waters, waterways, wetlands, and or other public or private properties, resulting from work done as part of this Project.
2. The Owner, Site Developer, Contractor and/or their authorized agents shall remove all sediment, mud, construction debris, or other potential pollutants that may have been discharged to or, accumulate in the flow lines of storm drainage appurtenances, and public rights of ways of the City and County of Denver, as a result of construction activities associated with this Project. All removals shall be conducted in a timely manner.
3. The Owner, Site Developer, Contractor and/or their authorized agents shall insure that all loads of cut and fill material imported to or exported from this site shall be properly covered to prevent loss of the material during transport on public rights of way. (Sec.49-552; Revised Municipal Code)
4. The use of rebar to anchor best management practices, other than portable toilets, is prohibited.
5. The Owner, Site Developer, Contractor and/or their authorized agents shall implement the following Best Management Practices (BMPs) on site during construction:
  - I. VEHICLE TRACKING CONTROL: This BMP is required at all access points for ingress/egress from off-site impervious surfaces to construction site pervious areas that are used by vehicular traffic or construction equipment.
  - II. INLET PROTECTION: This BMP is required on all existing or proposed storm sewer inlets in the vicinity of the construction site that may receive site runoff. The BMP must be appropriate to the type of storm inlet and appropriate for the ground surface at the inlet.
  - III. INTERIM SITE STABILIZATION: This BMP is required to provide a measure for preventing the discharge of sediment from construction sites where overlot grading or other site disturbance has occurred. This BMP is particularly necessary on sites where construction activities/disturbance will be limited to small areas of the Project site. Acceptable BMPs include:
    - a) Preserving existing vegetation
    - b) Seeding and planting
    - c) Mulching
    - d) Mulching and seeding
    - e) Temporary/Permanent re-vegetation operations
    - f) Chemical soil stabilizer application (requires WMD approval)
  - IV. WASTE MANAGEMENT/CONTAINMENT: This BMP requires that all construction wastes, fuels, lubricants, chemical wastes, trash, sanitary wastes, contaminated soils or debris shall be contained on site, protected from contact with precipitation or surface runoff, periodically removed from the construction site, and properly disposed of.
  - V. SPILL PREVENTION /CONTAINMENT: This BMP defines the measures proposed for preventing, controlling, or containing spills of fuel, lubricants, or other pollutants; and protecting potential pollutants from contact with precipitation or runoff.
  - VI. CHUTE WASHOUT CONTAINMENT: Water used in the cleaning of cement truck delivery chutes shall be discharged into a predefined, bermed containment area on the job site. The required containment area is to be bermed so that wash water is totally contained. Wash water discharged into the containment area shall be allowed to infiltrate or evaporate. Dried cement waste is removed from the containment area and properly disposed of.
    - a) The direct or indirect discharge of water containing waste cement to the storm sewer system is prohibited (Sec.56-102a, c; Revised Municipal Code, City and County of Denver).
  - VII. SWEEPING: This BMP requires that impervious surfaces which are adjacent to or contained within construction sites be swept on a daily basis or as needed during the day when sediment and other materials are tracked or discharged on to them. Either sweeping by hand or use of Street Sweepers is acceptable. Street sweepers using water while sweeping is preferred in order to minimize dust. Flushing off paved surfaces with water is prohibited.
  - VIII. PERIMETER CONTROL: This BMP requires that a construction site install a perimeter control measure along the edge of the construction Site, to prevent, or filter the discharge of surface runoff from the construction site. The type of perimeter control used shall be determined based on site conditions and location. Maintenance and repair of the control measure shall occur as needed, in a timely manner.
  - IX. STOCK PILES: Soils that will be stockpiled for more than thirty (30) days shall be protected from wind and water erosion within fourteen (14) days of stockpile construction. Stabilization of stockpiles located within 100 feet of receiving waters, or with slopes 3 to 1 or greater shall be completed within seven (7) days following stockpile construction. Stabilization and protection of the stockpile may be accomplished by any of the following: Mulching, Temporary/Permanent Revegetation Operations, Chemical Soil Stabilizer Application (requires Denver Public Works approval), or erosion control matting/Geotextiles. If stockpiles are located within 100 feet of receiving waters, a drainageway or the site perimeter, additional sediment controls shall be required.
  - X. SAW CUTTING OPERATIONS: The Contractor shall protect all storm sewer facilities adjacent to any location where pavement cutting operations involving wheel cutting, saw cutting, or abrasive water jet cutting are to take place. The Contractor shall remove and properly dispose of all waste products generated by said cutting operations on a daily basis or as needed throughout the work day. The discharge of any water contaminated by waste products from cutting operations to the storm sewer system is prohibited. (Sec.56-102a, c; Revised Municipal Code, City and County of Denver)
  - XI. STRUCTURAL CONTROLS: Development sites that are required to provide detention and water quality enhancement facilities for storm runoff need to install the detention facilities early in the construction build-out of the site. Projects that are using underground detention are required to install a pretreatment structure(s) or sedimentation basin(s) as a means of treating potentially polluted storm water prior to entering the detention structure. Use of these structures is required for entrapping sediment and construction debris during the active construction phase of the project. A narrative section of a Management Plan should address operation and maintenance of the structural controls being used as an active construction BMP.

6. Erosion and sediment control 'Best Management Practices' shall be maintained and kept in effective operating condition for the duration of this Project. All necessary maintenance and repair shall be completed immediately upon discovery of any deficiency or defect.

K:\112397-15\CADD\Design\Drawings\G112397-15GNR03, 3/22/2016 11:57:19 AM, Kevin.Hock

Print Date: 3/22/2016 11:57:19 AM		Sheet Revisions				As Constructed	KNOX COURT NEIGHBORHOOD BIKEWAY		Project No./Code
File Name: G112397-15GNR03.dwg						No Revisions:	GENERAL NOTES		-
Horizontal Scale: Vertical Scale:		(R-X)	Date	Comments	Initials	Revised:	Designer: KJH	Structure Numbers	-
 6300 South Syracuse Way, Suite 600 Centennial, CO 80111 Phone: 303.721.1440 Fax: 303.721.0832						Void:	Detailer: KJH		-
							Subset: GENERAL	Sheets: GN-3of 3	Sheet Number 5

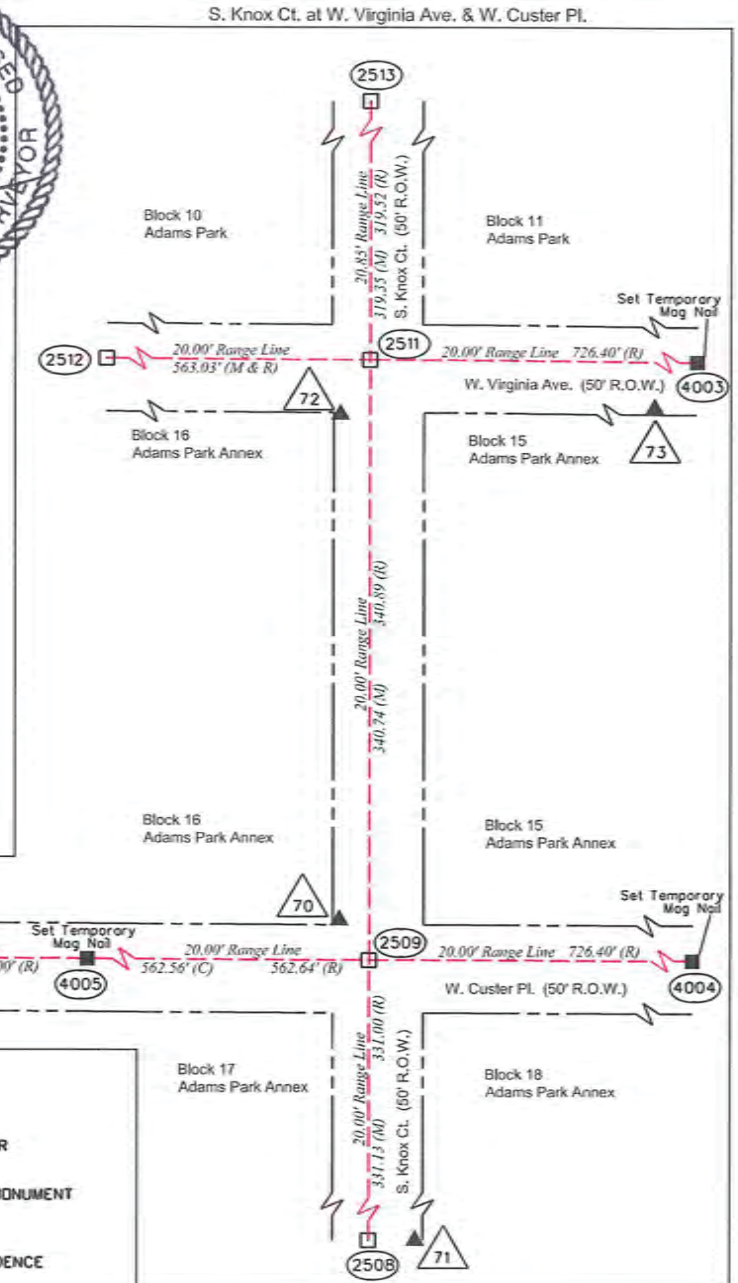
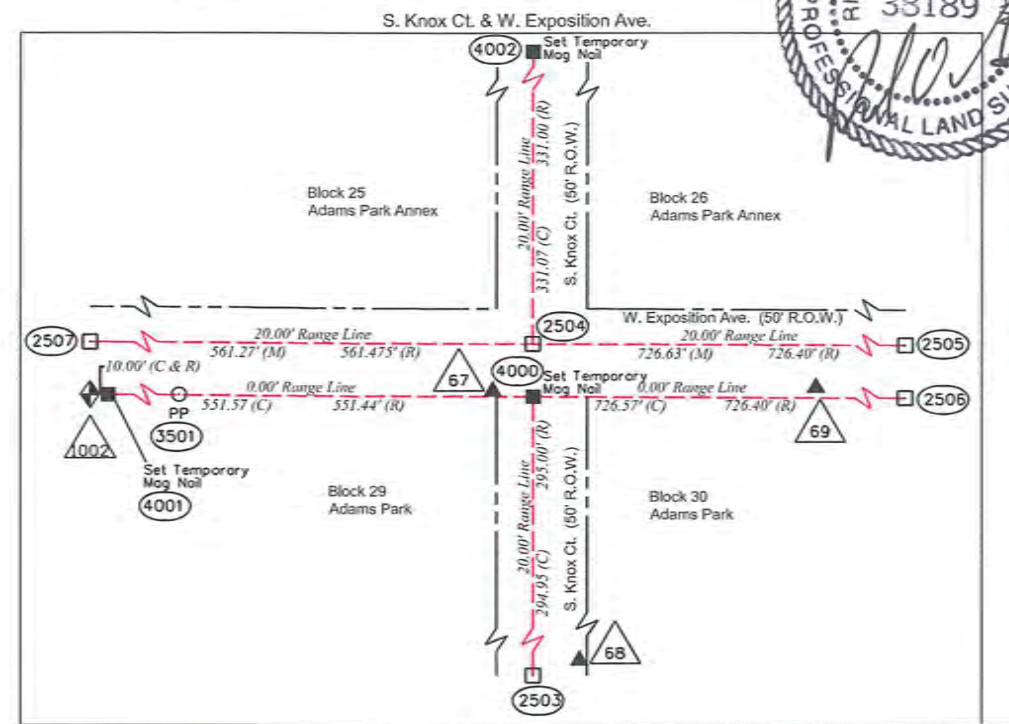
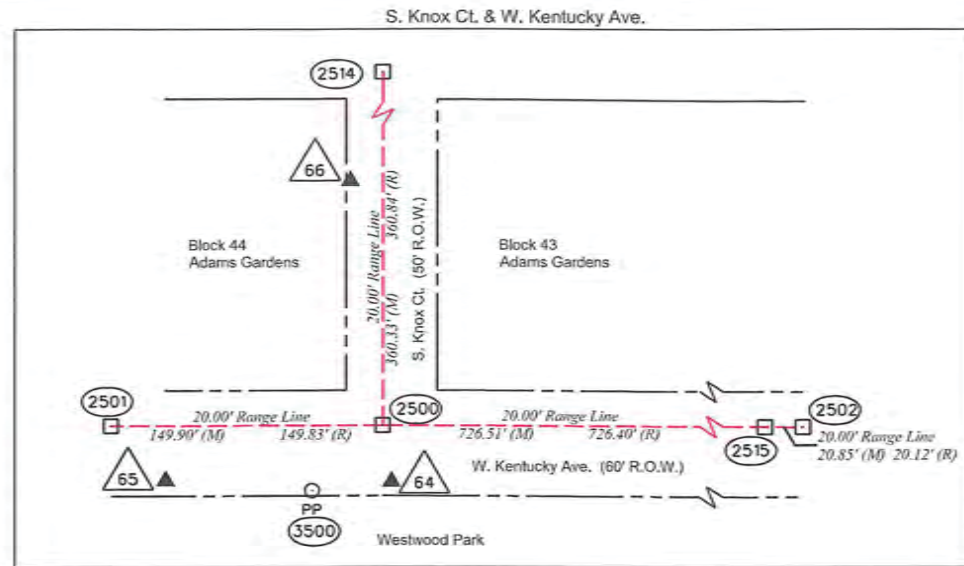


# CITY AND COUNTY OF DENVER STATE OF COLORADO SURVEY CONTROL PERPETUATION DIAGRAM

Knox Ct. Intersections  
Section 17  
Township 4 South, Range 68 West  
of the 6th Principal Meridian



S. Knox Ct. at W. Virginia Ave. & W. Custer Pl.



**General Notes:**

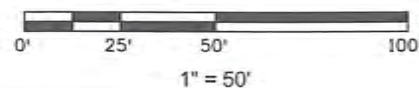
- This survey does not constitute a title search by 105 West, Inc., nor is it intended to be construed as a boundary survey.
- The purpose of this Control Map is to show the location of Survey Control and Boundary Monuments prior to construction of the S. Knox Ct. Intersections Improvement Project. It is not a boundary survey and is not to be construed as a Land Survey.
- Date of Field Survey: August 2014 to October 2014.
- Per the City and County of Denver, calculated Range Point Positions are derived using the best available record and field evidence including, but not limited to, Plots, Official Surveys and Resurveys, Tie Books, Monument Records, and Land Survey Plots. Future surveyors should examine all available evidence and should not solely rely on the positions of any calculated range Points shown hereon.
- Any Person who knowingly removes, alters, or defaces any Public Land Survey Monument or Land Boundary Monument or Accessory commits a Class Two (2) Misdemeanor Pursuant to C.R.S. 18-4-508 (2).

**COORDINATE DATUM:** Project coordinates are based on the following City and County of Denver Mapping Projection:

**Project Mapping Projection**  
Projection: User-Defined Transverse Mercator  
Zone: CCD\_Local  
Central Point False Northing = 400,000.00  
Central Point False Easting = 600,000.00  
Latitude of Origin = N39° 45' 19.00000"  
Central Meridian = W104° 53' 53.00000"  
Zone Width = 6° 0' 00.0"  
Scale Factor at Origin = 1.00025403000  
Units are US Survey Feet

**PROJECT BENCHMARK:** Elevations are based on CCD benchmark "132C" a CCD brass cap located in the back of walk at the SE corner of W. Alameda Ave. and S. Federal Blvd. NAVD '88 Elevation = 5321.35'

**NOTICE:** According to Colorado law you must commence any legal action based upon any defect in this survey within three years after you first discover such defect. In no event may any action based upon any defect in this survey be commenced more than ten years from the date of the certification shown hereon.



FOUND BOUNDARY MONUMENT COORDINATE TABLE			
Point No.	Northing(ft)	Easting(ft)	Description
3500	379985.37	562136.24	Fnd. 1" Aluminum Tag, Illegible
3501	381328.92	561979.63	Fnd. 1" Yellow Plastic Cap, Illegible

FOUND AND CALCULATED RANGE POINT MONUMENT COORDINATE TABLE			
Point No.	Northing(ft)	Easting(ft)	Description
2500	380022.42	562174.93	Fnd. Axle in Range Box
2501	380022.21	562025.03	Fnd. Axle in Range Box
2502	380019.58	562922.29	Fnd. Axle in Range Box
2503	381032.85	562174.69	Fnd. Axle in Range Box
2504	381357.90	562174.54	Fnd. Axle in Range Box
2505	381354.48	562901.17	Fnd. No. 5 Rebar in Range Box
2506	381324.65	562901.30	Fnd. Axle in Range Box
2507	381360.36	561613.27	Fnd. Axle in Range Box
2508	382019.93	562174.89	Fnd. Axle in Range Box
2509	382351.08	562174.97	Fnd. Axle in Range Box
2510	382355.20	561443.45	Fnd. Axle in Range Box
2511	382691.80	562175.15	Fnd. Axle in Range Box
2512	382695.50	561612.10	Fnd. Axle in Range Box
2513	383011.15	562175.33	Fnd. Axle in Range Box
2514	380382.75	562174.91	Fnd. Axle in Range Box
2515	380019.91	562901.44	Fnd. Mag Nail
4000	381327.79	562174.74	Set Temporary Mag Nail
4001	381330.31	561623.18	Set Temporary Mag Nail
4002	381688.86	562174.72	Set Temporary Mag Nail
4003	382686.88	562901.53	Set Temporary Mag Nail
4004	382347.56	562901.36	Set Temporary Mag Nail
4005	382354.24	561612.42	Set Temporary Mag Nail

PROJECT CONTROL COORDINATE TABLE			
Point No.	Project Coordinates		Description
	Northing(ft)	Easting(ft)	
64	379990.37	562179.99	Set 1" Brass Plug in Concrete
65	379990.94	562055.56	Set 1" Brass Plug in Concrete
66	380161.45	562157.28	Set 1" Brass Plug in Concrete
67	381331.07	562152.48	Set 1" Brass Plug in Concrete
68	381178.08	562200.40	Set 1" Brass Plug in Concrete
69	381332.94	562330.96	Set 1" Brass Plug in Concrete
70	382373.82	562158.52	Set 1" Brass Plug in Concrete
71	382191.94	562200.77	Set 1" Brass Plug in Concrete
72	382660.70	562158.85	Set 1" Brass Plug in Concrete
73	382664.12	562332.82	Set 1" Brass Plug in Concrete

FOUND ALIQUOT MONUMENT COORDINATE TABLE			
Point No.	Northing(ft)	Easting(ft)	Description
1002	381330.52	561613.18	Fnd. 3-1/4" Alum. CDOT Cap, LS 25384, 1994

**LEGEND**

- ALIQUOT CORNER
- RANGE POINT MONUMENT
- PROPERTY EVIDENCE
- CALCULATED RANGE POINT BASED ON ORIGINAL SUBDIVISIONS
- SET CONTROL POINT

(R) = RECORDED DISTANCE  
(M) = MEASURED DISTANCE  
(C) = CALCULATED DISTANCE

I, Richard D. Muntean, a Licensed Professional Surveyor in the State of Colorado do hereby state that the survey represented by this map was made under my supervision and that this map and the notes shown hereon accurately represent said survey to the best of my knowledge, information and belief.

RICHARD D. MUNTEAN, PLS No. 38189  
For and on behalf of 105 West, Inc.

Shown: 12/7/05 PM P:\105 West Projects\131-0021 - Knox Ct. Intersections\RDW\_Survey\Drawings\SURVEY Control Perpetuation Diagram\Knox Ct. Intersections.dgn

Print Date: 6/17/2015  
File Name: SURVEY CONTROL PERPETUATION DIAGRAM  
2140 S. Ivanhoe St., STE G5  
Denver, CO 80222

6300 South Syracuse Way  
Suite 600  
Centennial, CO 80111  
(303) 721-1440

Sheet Revisions		
Date:	Comments	Init.

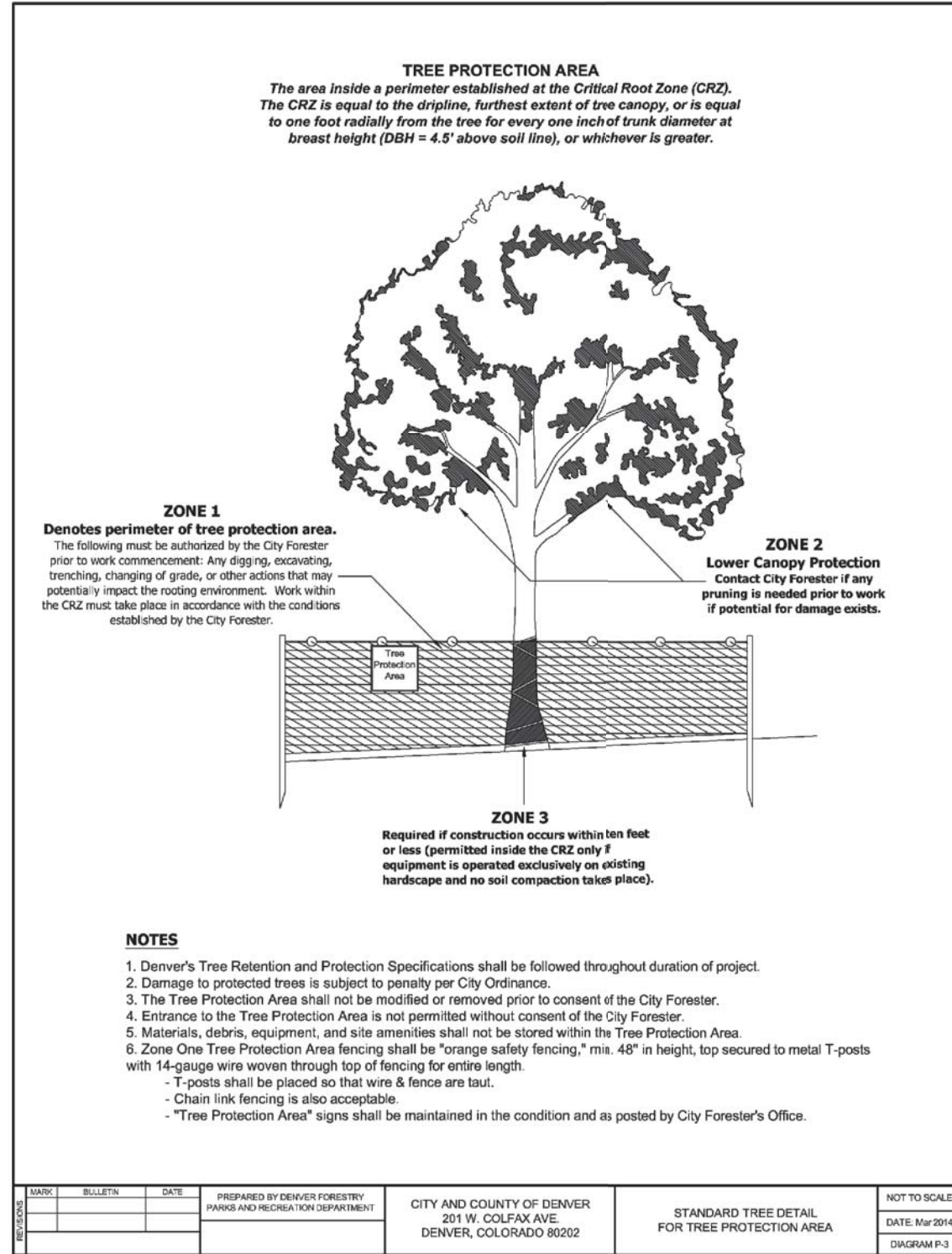
**DEPARTMENT OF PUBLIC WORKS**

201 WEST COLFAX AVENUE  
DENVER, CO 80202  
PHONE: (720) 913-4501  
FAX: (720) 913-4544

As Constructed	Public Infrastructure (Knox Ct. Intersections)		Project No./Code
No Revisions:	Survey Control Perpetuation Diagram		
Revised:	Designer:	Structure Numbers	
Void:	Detailer:		
	Sheet Subset: Survey	Subset Sheets:	Sheet Number



K:\112397-15\CADD\Design\Drawings\112397-15DET01, 3/22/2016 11:57:25 AM, Kevin.Hock



Print Date: 3/22/2016 11:57:25 AM	
File Name: D112397-15DET01.dwg	
Horizontal Scale:	Vertical Scale:
FELSBERG HOLT & ULLEVIG 6300 South Syracuse Way, Suite 600 Centennial, CO 80111 Phone: 303.721.1440 Fax: 303.721.0832	

Sheet Revisions			
	Date	Comments	Initials
(R-X)			
○			
○			

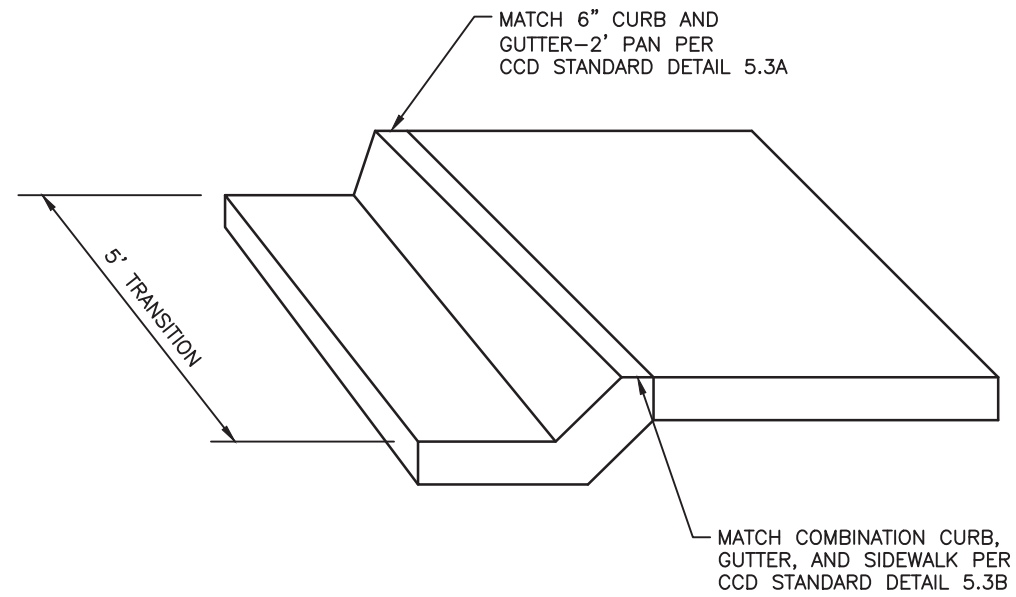


As Constructed	No Revisions:
Revised:	Void:

KNOX COURT NEIGHBORHOOD BIKEWAY TREE PROTECTION DETAIL			
Designer:	KJH	Structure	
Detailer:	KJH	Numbers	
Subset:	General	Sheets:	TD-1 of 1

Project No./Code	-
Sheet Number	7

K:\112397-15\CADD\Design\Drawings\15DET02, 3/22/2016 11:57:30 AM, Kevin.Hock



CURB TRANSITION DETAIL

Print Date: 3/22/2016 11:57:30 AM

File Name: D112397-15DET02.dwg

Horizontal Scale: Vertical Scale:

(R-X)

Sheet Revisions

Date	Comments	Initials



As Constructed

No Revisions:  
 Revised:  
 Void:

KNOX COURT NEIGHBORHOOD BIKEWAY  
 ROADWAY DETAILS

Designer: KJH	Structure Numbers
Detailer: KJH	
Subset: Roadway	Sheets: RD-1 of 1

Project No./Code

—  
 —  
 Sheet Number 8



6300 South Syracuse Way, Suite 600  
 Centennial, CO 80111  
 Phone: 303.721.1440  
 Fax: 303.721.0832

REMOVAL POINT DATA

POINT	NORTHING	EASTING
RM-01	379986.55	562141.59
RM-02	379986.63	562158.60
RM-03	379996.12	562158.60
RM-04	379996.13	562141.59
RM-05	380041.83	562108.46
RM-06	380027.95	562108.37
RM-07	380027.92	562113.37
RM-08	380025.81	562119.78
RM-09	380022.16	562130.91
RM-10	380022.09	562148.90
RM-11	380044.12	562170.99
RM-12	380062.12	562170.97
RM-13	380072.45	562167.90
RM-14	380078.45	562166.12
RM-15	380083.45	562166.12
RM-16	380083.45	562154.64
RM-17	380083.22	562203.42
RM-18	380083.23	562193.86
RM-19	380078.23	562193.85
RM-20	380072.24	562192.06
RM-21	380061.82	562188.97
RM-22	380043.82	562188.99
RM-23	380021.85	562210.91
RM-24	380021.78	562228.91
RM-25	380025.49	562240.26
RM-26	380027.64	562246.82
RM-27	380027.62	562251.82
RM-28	380037.20	562251.85
RM-29	381331.77	562110.06
RM-30	381339.05	562110.01
RM-31	381339.09	562115.01
RM-32	381340.72	562120.68
RM-33	381343.53	562130.72
RM-34	381343.45	562148.72
RM-35	381321.44	562170.62
RM-36	381303.94	562170.61
RM-37	381293.66	562167.59
RM-38	381287.74	562165.84
RM-39	381282.74	562165.82
RM-40	381282.77	562158.46
RM-41	381282.44	562200.73
RM-42	381282.41	562193.44
RM-43	381287.41	562193.42
RM-44	381293.35	562191.66
RM-45	381303.67	562188.61
RM-46	381321.67	562188.62
RM-47	381343.66	562210.72
RM-48	381343.58	562228.72
RM-49	381340.38	562239.18
RM-50	381338.53	562245.26
RM-51	381338.52	562250.26
RM-52	381331.30	562250.24
RM-53	381329.03	562247.37
RM-54	381329.05	562244.46
RM-55	381376.21	562220.72
RM-56	381376.20	562223.65
RM-57	381373.84	562244.85
RM-58	381352.50	562244.71
RM-59	381352.76	562188.63
RM-60	381401.67	562188.64
RM-61	381412.14	562191.79
RM-62	381418.21	562193.62
RM-63	381423.21	562193.62
RM-64	381423.20	562200.88
RM-65	381423.34	562158.50
RM-66	381423.35	562165.74

POINT	NORTHING	EASTING
RM-67	381418.35	562165.75
RM-68	381412.35	562167.54
RM-69	381401.94	562170.64
RM-70	381352.70	562170.63
RM-71	381352.96	562114.90
RM-72	381374.28	562115.08
RM-73	381376.51	562133.95
RM-74	381376.50	562136.90
RM-75	382322.94	562129.54
RM-76	382322.95	562126.69
RM-77	382325.26	562115.08
RM-78	382332.49	562115.12
RM-79	382334.27	562121.18
RM-80	382337.33	562131.58
RM-81	382337.26	562149.08
RM-82	382315.24	562171.00
RM-83	382297.24	562170.98
RM-84	382286.95	562167.94
RM-85	382281.00	562166.18
RM-86	382276.00	562166.17
RM-87	382276.01	562158.94
RM-88	382275.67	562201.14
RM-89	382275.68	562193.83
RM-90	382280.68	562193.84
RM-91	382286.69	562192.06
RM-92	382297.08	562188.98
RM-93	382315.08	562189.00
RM-94	382337.05	562211.08
RM-95	382336.99	562229.08
RM-96	382333.71	562239.69
RM-97	382331.81	562245.80
RM-98	382331.77	562250.80
RM-99	382324.67	562250.75
RM-100	382368.91	562250.22
RM-101	382359.56	562250.14
RM-102	382359.60	562245.14
RM-103	382357.91	562239.19
RM-104	382354.99	562229.00
RM-105	382355.05	562211.00
RM-106	382377.08	562189.08
RM-107	382383.58	562189.09
RM-108	382391.94	562193.62
RM-109	382392.75	562194.07
RM-110	382392.73	562203.47
RM-111	382416.93	562156.68
RM-112	382416.97	562165.96
RM-113	382411.97	562165.98
RM-114	382405.87	562167.86
RM-115	382395.24	562171.10
RM-116	382377.24	562171.08
RM-117	382355.27	562149.00
RM-118	382355.33	562131.00
RM-119	382358.46	562120.62
RM-120	382360.27	562114.65
RM-121	382360.31	562109.65
RM-122	382367.54	562109.71
RM-123	382369.75	562125.98
RM-124	382369.74	562128.94
RM-125	382663.57	562121.88
RM-126	382663.58	562119.25
RM-127	382665.98	562109.25
RM-128	382673.14	562109.33
RM-129	382673.08	562114.33
RM-130	382674.90	562120.52
RM-131	382678.05	562131.11
RM-132	382677.94	562149.11


POINT	NORTHING	EASTING
RM-133	382656.04	562170.98
RM-134	382638.04	562171.06
RM-135	382627.60	562167.99
RM-136	382621.71	562166.22
RM-137	382616.71	562166.17
RM-138	382616.80	562156.73
RM-139	382616.05	562203.60
RM-140	382616.05	562194.01
RM-141	382621.05	562194.01
RM-142	382627.10	562192.20
RM-143	382637.47	562115.08
RM-144	382655.47	562188.98
RM-145	382677.57	562211.11
RM-146	382677.46	562229.11
RM-147	382674.23	562239.60
RM-148	382672.36	562245.69
RM-149	382672.34	562250.69
RM-150	382662.94	562250.66
RM-151	382709.87	562250.09
RM-152	382686.34	562250.04
RM-153	382686.71	562187.84
RM-154	382736.12	562187.62
RM-155	382747.37	562191.24
RM-156	382753.83	562193.34
RM-157	382758.83	562193.34
RM-158	382758.83	562200.64
RM-159	382756.32	562158.24
RM-160	382756.31	562165.42
RM-161	382751.31	562165.41
RM-162	382745.66	562166.95
RM-163	382741.10	562155.99
RM-164	382737.14	562156.01
RM-165	382736.04	562169.62
RM-166	382686.82	562169.84
RM-167	382687.15	562113.32
RM-168	382708.45	562113.46

FLOWLINE & SIDEWALK POINT DATA

POINT	NORTHING	EASTING	ELEVATION	DESCRIPTION
PT-01	379992.12	562150.09	5391.00	CENTER OF CONCRETE CURB RAMP (MATCH EXISTING)
PT-02	380031.92	562113.40	5391.60	6" CURB AND GUTTER-2' PAN
PT-03	380029.04	562122.14	5391.47	6" CURB AND GUTTER-2' PAN
PT-04	380026.16	562130.92	5391.42	6" CURB AND GUTTER-2' PAN
PT-05	380026.10	562146.42	5391.34	CENTER OF CONCRETE CURB RAMP
PT-06	380026.09	562148.92	5391.33	6" CURB AND GUTTER-2' PAN
PT-07	380041.59	562151.46	5391.82	SIDEWALK
PT-08	380044.79	562154.84	5391.67	SIDEWALK
PT-09	380044.12	562166.99	5391.12	6" CURB AND GUTTER-2' PAN
PT-10	380046.62	562166.99	5391.10	CENTER OF CONCRETE CURB RAMP
PT-11	380062.12	562166.97	5390.92	6" CURB AND GUTTER-2' PAN
PT-12	380070.27	562164.54	5390.65	6" CURB AND GUTTER-2' PAN
PT-13	380078.45	562162.12	5390.46	6" CURB AND GUTTER-2' PAN
PT-14	380078.23	562197.85	5390.14	6" CURB AND GUTTER-2' PAN
PT-15	380070.05	562195.41	5390.37	6" CURB AND GUTTER-2' PAN
PT-16	380061.82	562192.97	5390.60	6" CURB AND GUTTER-2' PAN
PT-17	380046.32	562192.99	5390.86	CENTER OF CONCRETE CURB RAMP
PT-18	380043.82	562192.99	5390.88	6" CURB AND GUTTER-2' PAN
PT-19	380043.86	562203.49	5391.43	SIDEWALK
PT-20	380037.37	562209.97	5391.42	SIDEWALK
PT-21	380025.85	562210.92	5390.83	6" CURB AND GUTTER-2' PAN
PT-22	380025.78	562228.92	5390.60	6" CURB AND GUTTER-2' PAN
PT-23	380028.71	562237.88	5390.50	6" CURB AND GUTTER-2' PAN
PT-24	380031.64	562246.83	5390.43	6" CURB AND GUTTER-2' PAN
PT-25	381329.55	562110.08	●	SIDEWALK
PT-26	381335.09	562115.04	5372.68	6" CURB AND GUTTER-2' PAN
PT-27	381337.31	562122.77	5372.59	6" CURB AND GUTTER-2' PAN
PT-28	381339.53	562130.70	5372.53	6" CURB AND GUTTER-2' PAN
PT-29	381329.41	562139.16	5373.18	SIDEWALK
PT-30	381328.60	562139.16	5373.19	SIDEWALK
PT-31	381339.45	562148.70	5372.56	6" CURB AND GUTTER-2' PAN
PT-32	381339.40	562149.86	5372.58	CENTER OF CONCRETE CURB RAMP
PT-33	381328.53	562154.97	5373.25	SIDEWALK
PT-34	381325.18	562166.23	5372.69	CENTER OF CONCRETE CURB RAMP
PT-35	381321.44	562166.62	5372.65	6" CURB AND GUTTER-2' PAN
PT-36	381314.18	562154.97	5373.17	SIDEWALK
PT-37	381314.18	562156.33	5373.15	SIDEWALK
PT-38	381303.94	562166.61	5372.69	6" CURB AND GUTTER-2' PAN
PT-39	381295.82	562164.22	5372.84	6" CURB AND GUTTER-2' PAN
PT-40	381287.76	562161.84	5372.99	6" CURB AND GUTTER-2' PAN
PT-41	381282.78	562156.32	●	6" CURB AND GUTTER-2' PAN
PT-42	381282.45	562202.94	●	6" CURB AND GUTTER-2' PAN
PT-43	381287.43	562197.42	5372.67	6" CURB AND GUTTER-2' PAN
PT-44	381295.52	562195.02	5372.57	6" CURB AND GUTTER-2' PAN
PT-45	381303.67	562192.61	5372.48	6" CURB AND GUTTER-2' PAN
PT-46	381314.17	562202.95	5373.12	SIDEWALK
PT-47	381314.17	562204.18	5373.17	SIDEWALK
PT-48	381321.67	562192.62	5372.43	6" CURB AND GUTTER-2' PAN
PT-49	381325.17	562192.96	5372.45	6" CURB AND GUTTER-2' PAN
PT-50	381328.29	562204.18	5373.15	SIDEWALK
PT-51	381339.41	562207.64	5372.35	CENTER OF CONCRETE CURB RAMP
PT-52	381339.66	562210.70	5372.30	6" CURB AND GUTTER-2' PAN
PT-53	381328.21	562220.89	5373.08	SIDEWALK
PT-54	381329.16	562220.90	5372.95	SIDEWALK
PT-55	381339.58	562228.70	5372.29	6" CURB AND GUTTER-2' PAN
PT-56	381337.05	562236.96	5372.33	6" CURB AND GUTTER-2' PAN
PT-57	381334.53	562245.25	5372.38	6" CURB AND GUTTER-2' PAN
PT-58	381329.02	562250.23	●	6" CURB AND GUTTER-2' PAN
PT-59	381368.09	562236.43	5371.96	6" CURB AND GUTTER-2' PAN
PT-60	381365.58	562228.05	5371.94	6" CURB AND GUTTER-2' PAN
PT-61	381372.12	562220.70	5372.29	SIDEWALK
PT-62	381365.66	562210.55	5371.87	6" CURB AND GUTTER-2' PAN
PT-63	381365.89	562207.77	5371.86	CENTER OF CONCRETE CURB RAMP
PT-64	381374.97	562203.11	5371.94	SIDEWALK
PT-65	381383.67	562192.63	5371.73	6" CURB AND GUTTER-2' PAN
PT-66	381386.17	562192.64	5371.72	CENTER OF CONCRETE CURB RAMP

● CONTRACTOR SHALL MATCH ADJACENT EXISTING FEATURES, WHERE APPLICABLE.

K:\112397-15\CADD\Design\Drawings\112397-15DAT01.dwg, 3/22/2016 11:57:41 AM, Kevin.Hock

Print Date: 3/22/2016 11:57:41 AM  
 File Name: D112397-15DAT01.dwg  
 Horizontal Scale: NTS Vertical Scale: NTS  
  
 6300 South Syracuse Way, Suite 600  
 Centennial, CO 80111  
 Phone: 303.721.1440



FLOWLINE & SIDEWALK POINT DATA


POINT	NORTHING	EASTING	ELEVATION	DESCRIPTION
PT-67	381401.67	562192.64	5371.51	6" CURB AND GUTTER-2' PAN
PT-68	381409.94	562195.13	5371.37	6" CURB AND GUTTER-2' PAN
PT-69	381418.20	562197.62	5371.23	6" CURB AND GUTTER-2' PAN
PT-70	381423.20	562203.12	●	6" CURB AND GUTTER-2' PAN
PT-71	381418.35	562161.75	5370.82	6" CURB AND GUTTER-2' PAN
PT-72	381410.16	562164.19	5371.11	6" CURB AND GUTTER-2' PAN
PT-73	381401.94	562166.64	5371.44	6" CURB AND GUTTER-2' PAN
PT-74	381386.44	562166.64	5371.71	CENTER OF CONCRETE CURB RAMP
PT-75	381383.94	562166.63	5371.74	6" CURB AND GUTTER-2' PAN
PT-76	381376.86	562156.13	5371.61	SIDEWALK
PT-77	381366.00	562149.98	5371.53	CENTER OF CONCRETE CURB RAMP
PT-78	381365.95	562148.55	5371.49	6" CURB AND GUTTER-2' PAN
PT-79	381376.95	562136.89	●	SIDEWALK
PT-80	381366.02	562131.55	5371.46	6" CURB AND GUTTER-2' PAN
PT-81	381368.56	562123.27	5371.50	6" CURB AND GUTTER-2' PAN
PT-82	382322.99	562115.06	●	SIDEWALK
PT-83	382330.91	562123.35	5351.73	6" CURB AND GUTTER-2' PAN
PT-84	382333.33	562131.57	5351.66	6" CURB AND GUTTER-2' PAN
PT-85	382322.61	562129.54	●	SIDEWALK
PT-86	382333.26	562149.07	5351.64	CENTER OF CONCRETE CURB RAMP
PT-87	382333.26	562149.34	5351.64	6" CURB AND GUTTER-2' PAN
PT-88	382322.52	562155.31	5351.82	SIDEWALK
PT-89	382319.12	562166.59	5351.73	CENTER OF CONCRETE CURB RAMP
PT-90	382315.24	562167.00	5371.71	6" CURB AND GUTTER-2' PAN
PT-91	382308.14	562155.29	5352.94	SIDEWALK
PT-92	382308.13	562156.70	5352.72	SIDEWALK
PT-93	382297.24	562166.98	5351.92	6" CURB AND GUTTER-2' PAN
PT-94	382289.12	562164.58	5352.17	6" CURB AND GUTTER-2' PAN
PT-95	382281.00	562162.18	5352.44	6" CURB AND GUTTER-2' PAN
PT-96	382276.02	562156.67	●	SIDEWALK
PT-97	382275.67	562203.33	●	SIDEWALK
PT-98	382280.67	562197.84	5352.10	6" CURB AND GUTTER-2' PAN
PT-99	382288.87	562195.41	5351.94	6" CURB AND GUTTER-2' PAN
PT-100	382297.07	562192.98	5351.77	6" CURB AND GUTTER-2' PAN
PT-101	382308.08	562203.37	5352.21	SIDEWALK
PT-102	382308.08	562204.76	5352.35	SIDEWALK
PT-103	382315.07	562193.00	5351.51	6" CURB AND GUTTER-2' PAN
PT-104	382319.09	562193.46	5351.54	CENTER OF CONCRETE CURB RAMP
PT-105	382322.43	562204.77	5352.06	SIDEWALK
PT-106	382333.05	562211.07	5351.15	6" CURB AND GUTTER-2' PAN
PT-107	382333.04	562213.57	5351.10	CENTER OF CONCRETE CURB RAMP
PT-108	382332.99	562229.07	5350.77	6" CURB AND GUTTER-2' PAN
PT-109	382330.40	562237.44	5350.55	6" CURB AND GUTTER-2' PAN
PT-110	382327.81	562245.77	5350.37	6" CURB AND GUTTER-2' PAN
PT-111	382322.27	562250.74	●	SIDEWALK
PT-112	382369.06	562250.23	●	SIDEWALK
PT-113	382363.60	562245.18	5350.28	6" CURB AND GUTTER-2' PAN
PT-114	382361.30	562237.06	5350.46	6" CURB AND GUTTER-2' PAN
PT-115	382358.99	562229.01	5350.70	6" CURB AND GUTTER-2' PAN
PT-116	382359.04	562213.51	5350.91	CENTER OF CONCRETE CURB RAMP
PT-117	382359.05	562211.01	5350.95	6" CURB AND GUTTER-2' PAN
PT-118	382369.71	562203.57	5351.09	SIDEWALK
PT-119	382377.07	562193.08	5350.89	6" CURB AND GUTTER-2' PAN
PT-120	382379.57	562193.08	5350.83	CENTER OF CONCRETE CURB RAMP
PT-121	382383.57	562193.09	5350.69	6" CURB AND GUTTER-2' PAN
PT-122	382388.55	562195.75	5350.46	6" CURB AND GUTTER-2' PAN
PT-123	382416.93	562156.46	●	SIDEWALK
PT-124	382411.96	562161.98	5350.29	6" CURB AND GUTTER-2' PAN
PT-125	382403.64	562164.54	5350.50	6" CURB AND GUTTER-2' PAN
PT-126	382395.24	562167.10	5350.75	6" CURB AND GUTTER-2' PAN
PT-127	382379.77	562167.08	5351.04	CENTER OF CONCRETE CURB RAMP
PT-128	382377.24	562167.08	5351.07	6" CURB AND GUTTER-2' PAN
PT-129	382369.99	562156.16	5351.24	SIDEWALK
PT-130	382359.27	562149.43	5351.24	CENTER OF CONCRETE CURB RAMP
PT-131	382359.27	562149.01	5351.24	6" CURB AND GUTTER-2' PAN
PT-132	382370.08	562128.95	●	SIDEWALK

POINT	NORTHING	EASTING	ELEVATION	DESCRIPTION
PT-133	382359.33	562131.01	5351.23	6" CURB AND GUTTER-2' PAN
PT-134	382361.80	562122.82	5351.33	6" CURB AND GUTTER-2' PAN
PT-135	382364.27	562114.68	5351.40	6" CURB AND GUTTER-2' PAN
PT-136	382369.81	562109.72	●	SIDEWALK
PT-137	382662.85	562121.89	●	SIDEWALK
PT-138	382663.64	562109.22	●	SIDEWALK
PT-139	382669.08	562114.29	5346.31	6" CURB AND GUTTER-2' PAN
PT-140	382671.57	562122.73	5346.22	6" CURB AND GUTTER-2' PAN
PT-141	382674.05	562131.08	5346.16	6" CURB AND GUTTER-2' PAN
PT-142	382673.94	562149.08	5346.15	6" CURB AND GUTTER-2' PAN
PT-143	382673.74	562151.67	5346.18	CENTER OF CONCRETE CURB RAMP
PT-144	382662.65	562155.43	5346.60	SIDEWALK
PT-145	382659.41	562166.64	5346.44	CENTER OF CONCRETE CURB RAMP
PT-146	382656.02	562166.98	5346.48	6" CURB AND GUTTER-2' PAN
PT-147	382648.36	562155.49	5347.21	SIDEWALK
PT-148	382648.36	562156.53	5346.99	SIDEWALK
PT-149	382638.02	562167.06	5346.69	6" CURB AND GUTTER-2' PAN
PT-150	382629.78	562164.64	5346.80	6" CURB AND GUTTER-2' PAN
PT-151	382621.75	562162.22	5346.93	6" CURB AND GUTTER-2' PAN
PT-152	382616.80	562156.67	●	SIDEWALK
PT-153	382621.05	562198.01	5346.42	6" CURB AND GUTTER-2' PAN
PT-154	382622.67	562203.57	5346.93	SIDEWALK
PT-155	382629.30	562195.54	5346.31	6" CURB AND GUTTER-2' PAN
PT-156	382633.31	562200.70	5346.62	SIDEWALK
PT-157	382637.49	562193.06	5346.21	6" CURB AND GUTTER-2' PAN
PT-158	382637.52	562199.56	5346.51	SIDEWALK
PT-159	382655.49	562192.98	5346.08	6" CURB AND GUTTER-2' PAN
PT-160	382660.03	562193.54	5346.02	CENTER OF CONCRETE CURB RAMP
PT-161	382673.54	562209.93	5345.48	CENTER OF CONCRETE CURB RAMP
PT-162	382673.57	562211.09	5345.45	6" CURB AND GUTTER-2' PAN
PT-163	382662.62	562220.86	5346.10	SIDEWALK
PT-164	382663.0277	562220.87	5346.07	SIDEWALK
PT-165	382673.4618	562229.09	5345.44	6" CURB AND GUTTER-2' PAN
PT-166	382670.9105	562237.37	5345.49	6" CURB AND GUTTER-2' PAN
PT-167	382668.359	562245.68	5345.57	6" CURB AND GUTTER-2' PAN
PT-168	382662.8494	562250.66	●	SIDEWALK
PT-169	382704.368	562245.08	5344.63	6" CURB AND GUTTER-2' PAN
PT-170	382701.9167	562236.83	5344.57	6" CURB AND GUTTER-2' PAN
PT-171	382699.4656	562228.52	5344.47	6" CURB AND GUTTER-2' PAN
PT-172	382699.5775	562209.83	5344.76	CENTER OF CONCRETE CURB RAMP
PT-173	382699.5789	562209.59	5344.76	6" CURB AND GUTTER-2' PAN
PT-174	382710.4866	562202.23	5344.69	SIDEWALK
PT-175	382717.498	562191.70	5344.70	6" CURB AND GUTTER-2' PAN
PT-176	382722.6467	562191.68	5344.60	CENTER OF CONCRETE CURB RAMP
PT-177	382722.545	562202.18	5344.68	SIDEWALK
PT-178	382722.5487	562203.00	5344.70	SIDEWALK
PT-179	382736.136	562191.62	5344.31	6" CURB AND GUTTER-2' PAN
PT-180	382745.017	562194.48	5343.92	6" CURB AND GUTTER-2' PAN
PT-181	382753.8323	562197.34	5343.63	6" CURB AND GUTTER-2' PAN
PT-182	382758.8328	562202.84	●	SIDEWALK
PT-183	382756.328	562155.92	●	SIDEWALK
PT-184	382751.3148	562161.41	5344.56	6" CURB AND GUTTER-2' PAN
PT-185	382743.6156	562163.51	5344.67	6" CURB AND GUTTER-2' PAN
PT-186	382736.0196	562165.62	5344.86	6" CURB AND GUTTER-2' PAN
PT-187	382727.537	562156.05	5345.17	SIDEWALK
PT-188	382726.6401	562155.16	5345.52	SIDEWALK
PT-189	382722.5303	562165.68	5345.58	CENTER OF CONCRETE CURB RAMP
PT-190	382720.0303	562165.69	5345.17	6" CURB AND GUTTER-2' PAN
PT-191	382702.4768	562152.01	5345.22	CENTER OF CONCRETE CURB RAMP
PT-192	382701.95	562147.58	5345.42	6" CURB AND GUTTER-2' PAN
PT-193	382702.0478	562131.25	5345.44	6" CURB AND GUTTER-2' PAN
PT-194	382708.5476	562131.29	5345.52	SIDEWALK
PT-195	382709.1337	562128.24	5345.95	SIDEWALK
PT-196	382703.5626	562124.77	5346.01	6" CURB AND GUTTER-2' PAN
PT-197	382705.0757	562118.45	5345.65	6" CURB AND GUTTER-2' PAN
PT-198	382710.6163	562120.52	5346.19	SIDEWALK
PT-199	382710.6583	562113.49	●	SIDEWALK

● CONTRACTOR SHALL MATCH ADJACENT EXISTING FEATURES, WHERE APPLICABLE.

K:\112397-15\CADD\Design\Drawings\112397-15DAT01, 3/22/2016 11:57:43 AM, Kevin.Hock

Print Date: 3/22/2016 11:57:43 AM  
 File Name: D112397-15DAT01.dwg  
 Horizontal Scale: NTS Vertical Scale: NTS



6300 South Syracuse Way, Suite 600  
 Centennial, CO 80111  
 Phone: 303.721.1440  
 Fax: 303.721.0832

Sheet Revisions			
Date	Comments	Initials	



As Constructed	KNOX COURT NEIGHBORHOOD BIKEWAY POINT DATA			Project No./Code
No Revisions:				-
Revised:	Designer: KJH	Structure Numbers		-
Void:	Detailer: KJH	Sheets: DA-2 of 2		Sheet Number 10



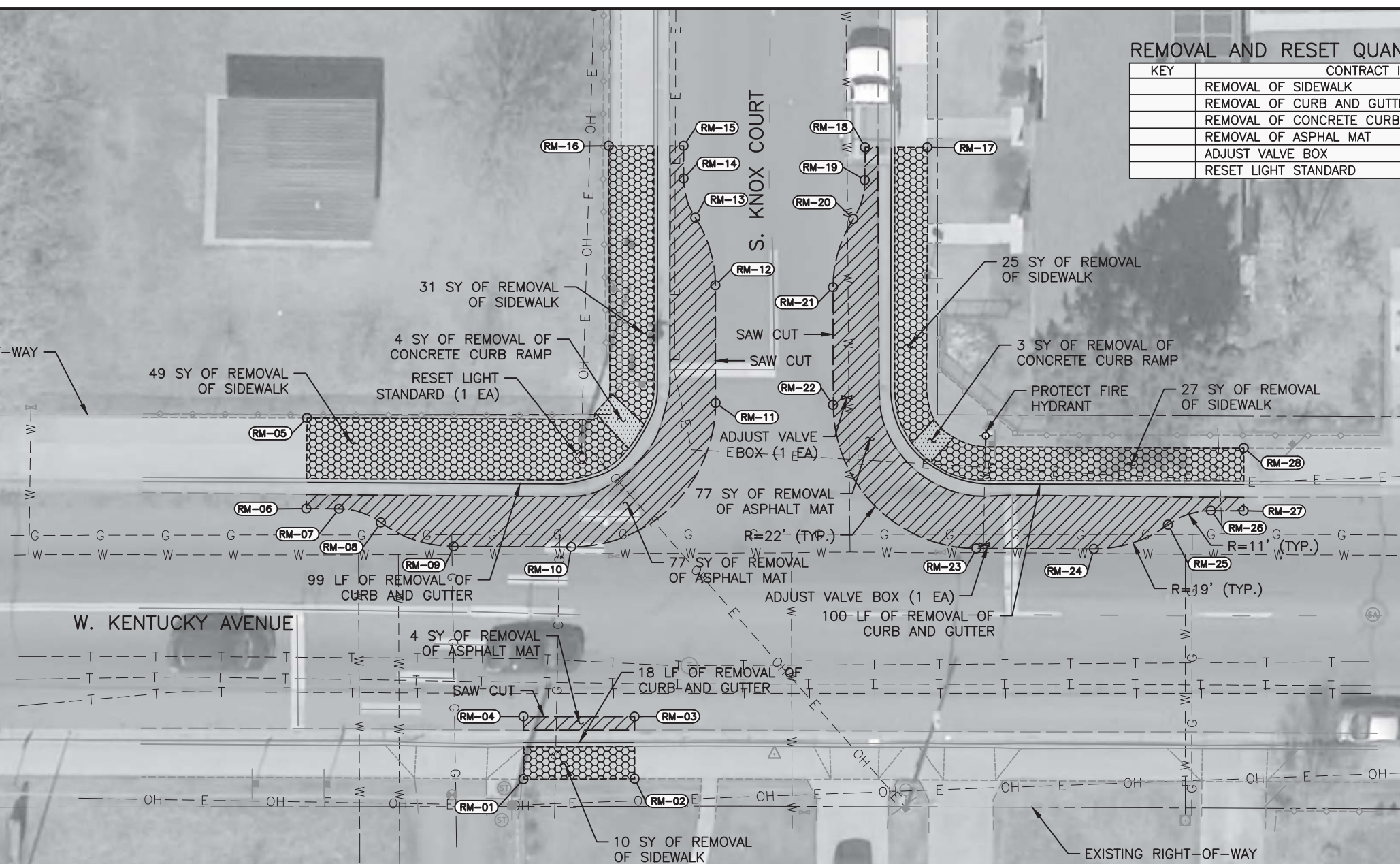


Know what's below.  
Call before you dig.

### REMOVAL AND RESET QUANTITIES

KEY	CONTRACT ITEM	UNIT	QUANTITY
	REMOVAL OF SIDEWALK	SY	142
	REMOVAL OF CURB AND GUTTER	LF	217
	REMOVAL OF CONCRETE CURB RAMP	SY	7
	REMOVAL OF ASPHAL MAT	SY	158
	ADJUST VALVE BOX	EA	2
	RESET LIGHT STANDARD	EA	1

EXISTING RIGHT-OF-WAY



EXISTING RIGHT-OF-WAY

W. KENTUCKY AVENUE

EXISTING RIGHT-OF-WAY

EXISTING TOPOGRAPHY AND ELEVATIONS SHALL BE FIELD VERIFIED BY THE CONTRACTOR. IF THE CONTRACTOR ENCOUNTERS ANY DISCREPANCIES, THE CONTRACTOR SHALL NOTIFY THE ENGINEER.

#### NOTES:

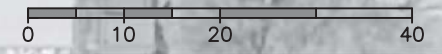
- UTILITY INFORMATION SHOWN IS PLOTTED FROM THE BEST AVAILABLE DATA. THE CONTRACTOR IS RESPONSIBLE FOR MAKING THEIR OWN DETERMINATION AS TO THE TYPE AND LOCATION OF UTILITIES AS MAY BE NECESSARY TO AVOID DAMAGE THERETO. CONTACT THE UTILITY NOTIFICATION CENTER OF COLORADO AT 811 FOR UTILITY LOCATIONS AT LEAST 48 HOURS PRIOR TO EXCAVATING. CONTRACTOR SHALL COORDINATE WITH UTILITY COMPANY FOR ANY UTILITIES THAT NEED RELOCATING.
- TEMPORARY CONSTRUCTION EASEMENTS SHALL NOT BE CLEARED AND GRUBBED UNLESS IT IS REQUIRED IN ORDER TO CONSTRUCT THE ROADWAY SECTION. THE CONTRACTOR SHALL USE PARTICULAR CARE TO MINIMIZE DAMAGE TO PLANTINGS WITHIN THE PROPERTY.
- SEE ROADWAY DATA ON SHEETS DA-1 AND DA-2 FOR POINT INFORMATION.
- EXISTING TREES TO BE PRESERVED IN PUBLIC RIGHT-OF-WAY SHALL BE PROTECTED PER FORESTRY STANDARDS & PRACTICES. TREE PROTECTION SHALL BE INSTALLED PRIOR TO ISSUE OF DEMOLITION PERMIT, APPROVED BY FORESTRY, AND SHALL REMAIN IN PLACE THROUGHOUT CONSTRUCTION. NO CONSTRUCTION ACTIVITIES OR STORAGE OF MATERIALS SHALL TAKE PLACE WITHIN THE TREE PROTECTION ZONES WITHOUT PRIOR WRITTEN AUTHORIZATION FROM THE OFFICE OF THE CITY FORESTER.

#### LEGEND

- LIMITS OF REMOVAL OF ASPHALT MAT
- LIMITS OF REMOVAL OF SIDEWALK
- LIMITS OF REMOVAL OF CURB RAMP



HORIZONTAL SCALE: 1"=20'



Print Date: 3/22/2016 11:57:59 AM

File Name: D112397-15REM01.dwg

Horizontal Scale: 1"=20' Vertical Scale: N/A

(R-X)

#### Sheet Revisions

Date	Comments	Initials



As Constructed

No Revisions:

Revised:

Void:

KNOX COURT NEIGHBORHOOD BIKEWAY  
REMOVAL AND RESET PLAN  
W. KENTUCKY AVENUE

Designer:	KJH	Structure	
Detailer:	KJH	Numbers	
Subset:	Roadway	Sheets:	RM-1 of 4

Project No./Code

Sheet Number

11

K:\112397-15\CADD\Design\Drawings\112397-15REM01, 3/22/2016 11:57:59 AM, Kevin.Hock






Know what's below.  
Call before you dig.

### REMOVAL AND RESET QUANTITIES

KEY	CONTRACT ITEM	UNIT	QUANTITY
	REMOVAL OF INLET	EA	3
	REMOVAL OF PIPE	LF	9
	REMOVAL OF SIDEWALK	SY	116
	REMOVAL OF CURB AND GUTTER	LF	386
	REMOVAL OF CONCRETE CURB RAMP	SY	12
	REMOVAL OF ASPHAL MAT	SY	425
	REMOVAL OF TREE STUMP	EA	1
	RESET LIGHT STANDARD	EA	1
	RESET MONUMENT	EA	1
	ADJUST VALVE BOX	EA	2
	ADJUST MANHOLE	EA	2
	ADJUST WATER METER	EA	1
	MODIFY INLET	EA	2



K:\112397-15\CADD\Drawings\15REM02, 3/22/2016 11:58:17 AM, Kevin.Hock

Print Date: 3/22/2016 11:58:17 AM		Sheet Revisions		As Constructed		KNOX COURT NEIGHBORHOOD BIKEWAY REMOVAL AND RESET PLAN W. EXPOSITION AVENUE		Project No./Code	
File Name: D112397-15REM02.dwg				No Revisions:				-	
Horizontal Scale: 1"=20' Vertical Scale: N/A				Revised:		Designer: KJH Structure Numbers		-	
				Void:		Detailer: KJH			
						Subset: Roadway Sheets: RM-2 of 4		Sheet Number 12	



**FELSBERG HOLT & ULLEVIG**  
 6300 South Syracuse Way, Suite 600  
 Centennial, CO 80111  
 Phone: 303.721.1440  
 Fax: 303.721.0832

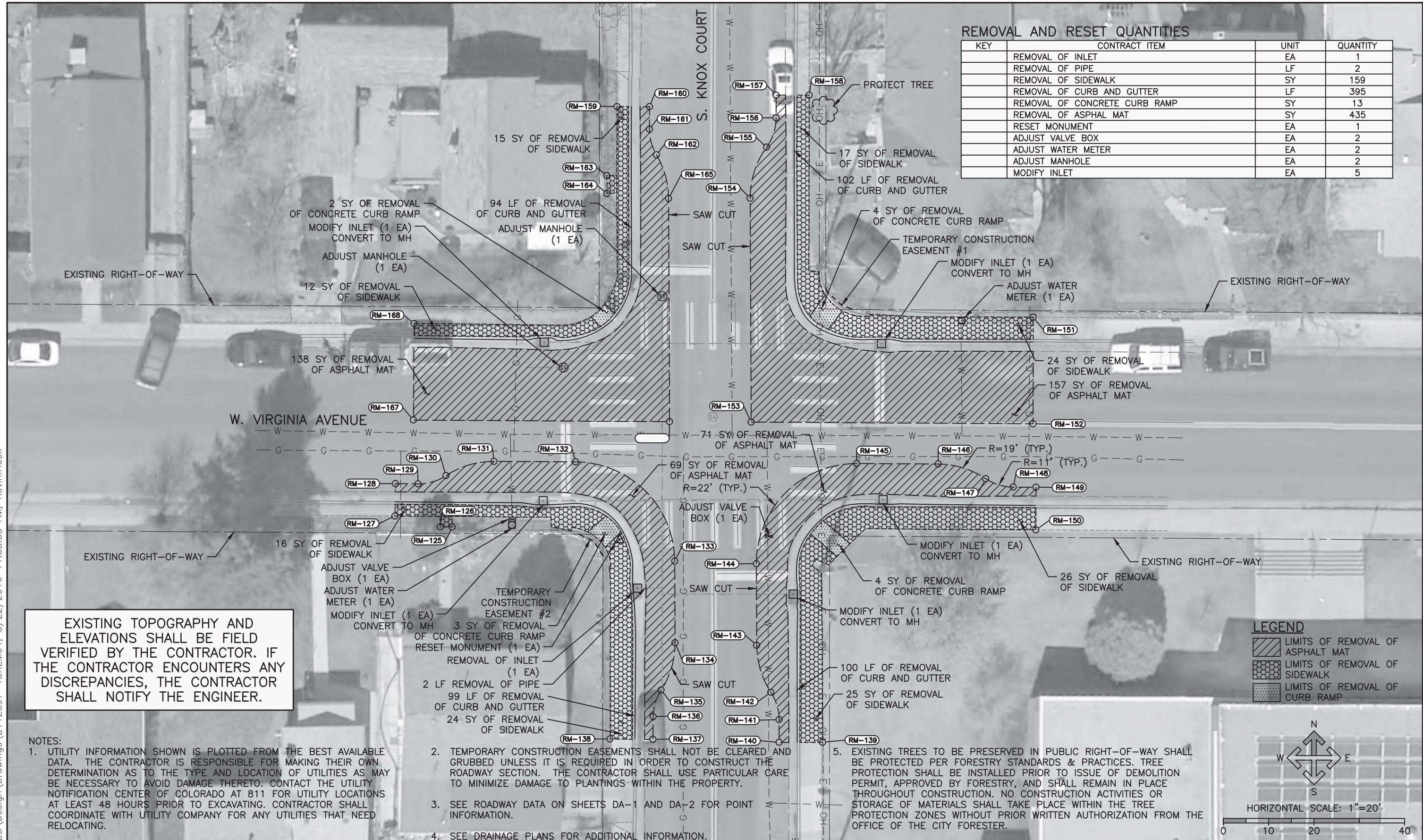






REMOVAL AND RESET QUANTITIES

KEY	CONTRACT ITEM	UNIT	QUANTITY
	REMOVAL OF INLET	EA	1
	REMOVAL OF PIPE	LF	2
	REMOVAL OF SIDEWALK	SY	159
	REMOVAL OF CURB AND GUTTER	LF	395
	REMOVAL OF CONCRETE CURB RAMP	SY	13
	REMOVAL OF ASPHAL MAT	SY	435
	RESET MONUMENT	EA	1
	ADJUST VALVE BOX	EA	2
	ADJUST WATER METER	EA	2
	ADJUST MANHOLE	EA	2
	MODIFY INLET	EA	5



EXISTING TOPOGRAPHY AND ELEVATIONS SHALL BE FIELD VERIFIED BY THE CONTRACTOR. IF THE CONTRACTOR ENCOUNTERS ANY DISCREPANCIES, THE CONTRACTOR SHALL NOTIFY THE ENGINEER.

- NOTES:
- UTILITY INFORMATION SHOWN IS PLOTTED FROM THE BEST AVAILABLE DATA. THE CONTRACTOR IS RESPONSIBLE FOR MAKING THEIR OWN DETERMINATION AS TO THE TYPE AND LOCATION OF UTILITIES AS MAY BE NECESSARY TO AVOID DAMAGE THERETO. CONTACT THE UTILITY NOTIFICATION CENTER OF COLORADO AT 811 FOR UTILITY LOCATIONS AT LEAST 48 HOURS PRIOR TO EXCAVATING. CONTRACTOR SHALL COORDINATE WITH UTILITY COMPANY FOR ANY UTILITIES THAT NEED RELOCATING.
  - TEMPORARY CONSTRUCTION EASEMENTS SHALL NOT BE CLEARED AND GRUBBED UNLESS IT IS REQUIRED IN ORDER TO CONSTRUCT THE ROADWAY SECTION. THE CONTRACTOR SHALL USE PARTICULAR CARE TO MINIMIZE DAMAGE TO PLANTINGS WITHIN THE PROPERTY.
  - SEE ROADWAY DATA ON SHEETS DA-1 AND DA-2 FOR POINT INFORMATION.
  - SEE DRAINAGE PLANS FOR ADDITIONAL INFORMATION.
  - EXISTING TREES TO BE PRESERVED IN PUBLIC RIGHT-OF-WAY SHALL BE PROTECTED PER FORESTRY STANDARDS & PRACTICES. TREE PROTECTION SHALL BE INSTALLED PRIOR TO ISSUE OF DEMOLITION PERMIT, APPROVED BY FORESTRY, AND SHALL REMAIN IN PLACE THROUGHOUT CONSTRUCTION. NO CONSTRUCTION ACTIVITIES OR STORAGE OF MATERIALS SHALL TAKE PLACE WITHIN THE TREE PROTECTION ZONES WITHOUT PRIOR WRITTEN AUTHORIZATION FROM THE OFFICE OF THE CITY FORESTER.

Print Date: 3/22/2016 11:58:53 AM		Sheet Revisions			As Constructed		KNOX COURT NEIGHBORHOOD BIKEWAY REMOVAL AND RESET PLAN W. VIRGINIA AVENUE		Project No./Code	
File Name: D112397-15REM04.dwg					No Revisions:				-	
Horizontal Scale: 1"=20' Vertical Scale: N/A					Revised:		Designer: KJH Structure		-	
					Void:		Detailer: KJH Numbers			
6300 South Syracuse Way, Suite 600 Centennial, CO 80111 Phone: 303.721.1440 Fax: 303.721.0832		<b>DENVER</b> THE MILE HIGH CITY					Subset: Roadway Sheets: RM-4 of 4		Sheet Number 14	

K:\112397-15\CADD\Drawings\15REM04, 3/22/2016 11:58:53 AM, Kevin.Hock



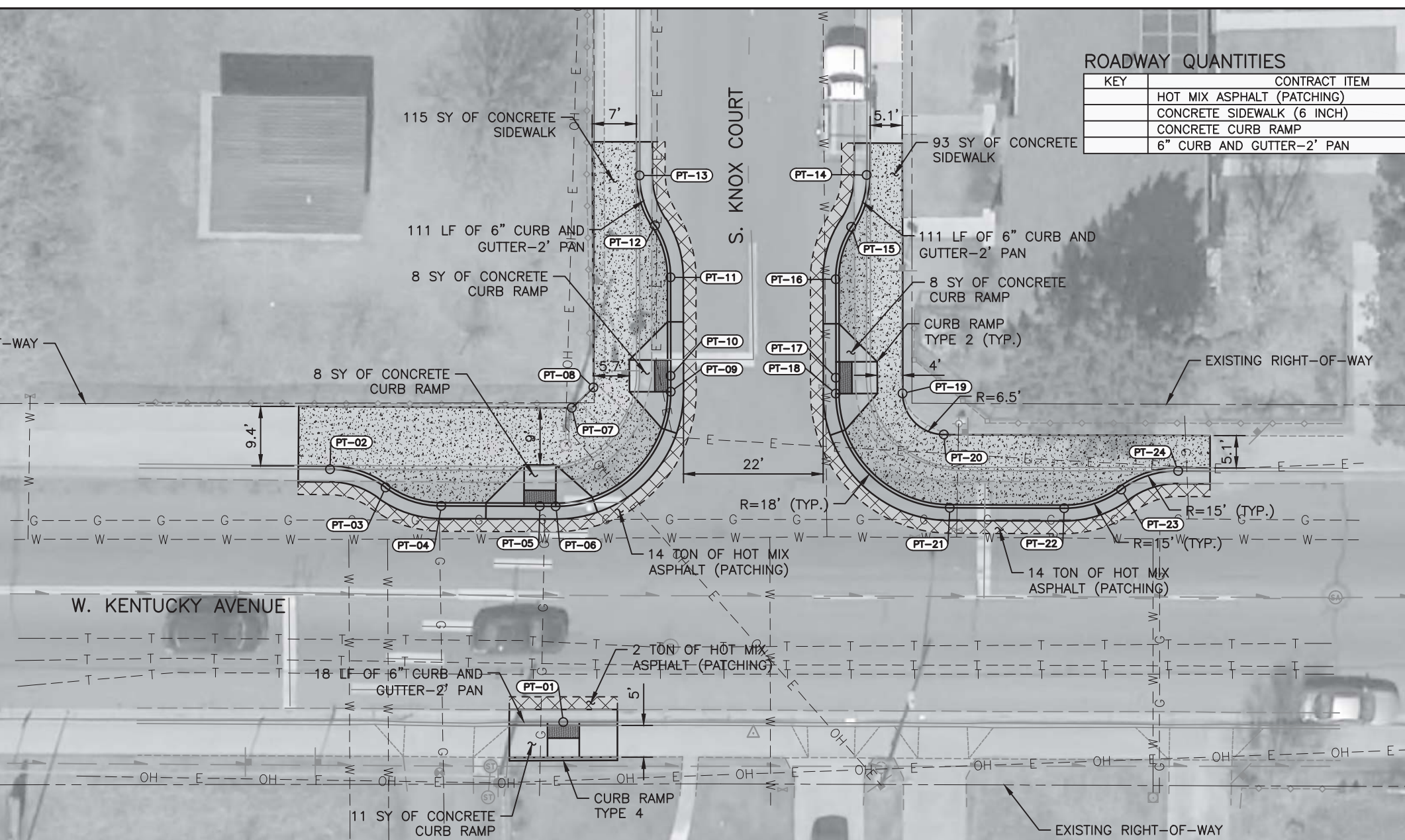


Know what's below.  
Call before you dig.

ROADWAY QUANTITIES

KEY	CONTRACT ITEM	UNIT	QUANTITY
	HOT MIX ASPHALT (PATCHING)	TON	30
	CONCRETE SIDEWALK (6 INCH)	SY	208
	CONCRETE CURB RAMP	SY	35
	6" CURB AND GUTTER-2' PAN	LF	240

EXISTING RIGHT-OF-WAY



EXISTING RIGHT-OF-WAY

EXISTING TOPOGRAPHY AND ELEVATIONS SHALL BE FIELD VERIFIED BY THE CONTRACTOR. IF THE CONTRACTOR ENCOUNTERS ANY DISCREPANCIES, THE CONTRACTOR SHALL NOTIFY THE ENGINEER.

NOTES:

- UTILITY INFORMATION SHOWN IS PLOTTED FROM THE BEST AVAILABLE DATA. THE CONTRACTOR IS RESPONSIBLE FOR MAKING THEIR OWN DETERMINATION AS TO THE TYPE AND LOCATION OF UTILITIES AS MAY BE NECESSARY TO AVOID DAMAGE THERETO. CONTACT THE UTILITY NOTIFICATION CENTER OF COLORADO AT 811 FOR UTILITY LOCATIONS AT LEAST 48 HOURS PRIOR TO EXCAVATING. CONTRACTOR SHALL COORDINATE WITH UTILITY COMPANY FOR ANY UTILITIES THAT NEED RELOCATING.
- TEMPORARY CONSTRUCTION EASEMENTS SHALL NOT BE CLEARED AND GRUBBED UNLESS IT IS REQUIRED IN ORDER TO CONSTRUCT THE ROADWAY SECTION. THE CONTRACTOR SHALL USE PARTICULAR CARE TO MINIMIZE DAMAGE TO PLANTINGS WITHIN THE PROPERTY.
- SEE ROADWAY DATA ON SHEETS DA-1 AND DA-2 FOR POINT INFORMATION.

LEGEND

- LIMITS OF HOT MIX ASPHALT (PATCHING)
- LIMITS OF CONCRETE SIDEWALK
- LIMITS OF TRUNCATED DOME



HORIZONTAL SCALE: 1"=20'  
0 10 20 40

Print Date: 3/22/2016 11:59:10 AM  
 File Name: D112397-15PLN01.dwg  
 Horizontal Scale: 1"=20' Vertical Scale: N/A

6300 South Syracuse Way, Suite 600  
 Centennial, CO 80111  
 Phone: 303.721.1440  
 Fax: 303.721.0832

Sheet Revisions			
Date	Comments	Initials	
			(R-X)



As Constructed	KNOX COURT NEIGHBORHOOD BIKEWAY ROADWAY PLAN		Project No./Code
No Revisions:	W. KENTUCKY AVENUE		-
Revised:	Designer: KJH	Structure Numbers	-
	Detailer: KJH		
Void:	Subset: Roadway	Sheets: RP-1 of 4	Sheet Number 15

K:\112397-15\CADD\Design\Drawings\15PLN01, 3/22/2016 11:59:10 AM, Kevin.Hock






Know what's below.  
Call before you dig.

### ROADWAY QUANTITIES

KEY	CONTRACT ITEM	UNIT	QUANTITY
	HOT MIX ASPHALT (PATCHING)	TON	28
	HOT MIX ASPHALT	TON	106
	CONCRETE SIDEWALK (6 INCH)	SY	312
	CONCRETE CURB RAMP	SY	57
	6" CURB AND GUTTER-2' PAN	LF	426



EXISTING TOPOGRAPHY AND ELEVATIONS SHALL BE FIELD VERIFIED BY THE CONTRACTOR. IF THE CONTRACTOR ENCOUNTERS ANY DISCREPANCIES, THE CONTRACTOR SHALL NOTIFY THE ENGINEER.

- NOTES:
- UTILITY INFORMATION SHOWN IS PLOTTED FROM THE BEST AVAILABLE DATA. THE CONTRACTOR IS RESPONSIBLE FOR MAKING THEIR OWN DETERMINATION AS TO THE TYPE AND LOCATION OF UTILITIES AS MAY BE NECESSARY TO AVOID DAMAGE THERETO. CONTACT THE UTILITY NOTIFICATION CENTER OF COLORADO AT 811 FOR UTILITY LOCATIONS AT LEAST 48 HOURS PRIOR TO EXCAVATING. CONTRACTOR SHALL COORDINATE WITH UTILITY COMPANY FOR ANY UTILITIES THAT NEED RELOCATING.
  - TEMPORARY CONSTRUCTION EASEMENTS SHALL NOT BE CLEARED AND GRUBBED UNLESS IT IS REQUIRED IN ORDER TO CONSTRUCT THE ROADWAY SECTION. THE CONTRACTOR SHALL USE PARTICULAR CARE TO MINIMIZE DAMAGE TO PLANTINGS WITHIN THE PROPERTY.
  - SEE ROADWAY DATA ON SHEETS DA-1 AND DA-2 FOR POINT INFORMATION.

### LEGEND

- MEDIAN COVER MATERIAL (PATTERNED CONCRETE)
- LIMITS OF HOT MIX ASPHALT (PATCHING)
- LIMITS OF HOT MIX ASPHALT
- LIMITS OF CONCRETE SIDEWALK
- LIMITS OF TRUNCATED DOME



HORIZONTAL SCALE: 1"=20'  
0 10 20 40

K:\112397-15\CADD\Drawings\15PLN02, 3/22/2016 11:59:28 AM, Kevin.Hock

Print Date: 3/22/2016 11:59:28 AM		<b>Sheet Revisions</b>			
File Name: D112397-15PLN02.dwg		Date	Comments	Initials	As Constructed
Horizontal Scale: 1"=20' Vertical Scale: N/A	(R-X)				No Revisions:
	6300 South Syracuse Way, Suite 600 Centennial, CO 80111 Phone: 303.721.1440 Fax: 303.721.0832				Revised:
					Void:
				KNOX COURT NEIGHBORHOOD BIKEWAY ROADWAY PLAN W. EXPOSITION AVENUE	
				Designer: KJH Detailer: KJH	Project No./Code -
				Subset: Roadway Sheets: RP-2 of 4	Sheet Number 16





Know what's below.  
Call before you dig.

### ROADWAY QUANTITIES

KEY	CONTRACT ITEM	UNIT	QUANTITY
	HOT MIX ASPHALT (PATCHING)	TON	52
	CONCRETE SIDEWALK (6 INCH)	SY	305
	CONCRETE CURB RAMP	SY	54
	6" CURB AND GUTTER-2' PAN	LF	410
	CONCRETE PAVEMENT	SY	1

EXISTING RIGHT-OF-WAY

EXISTING RIGHT-OF-WAY

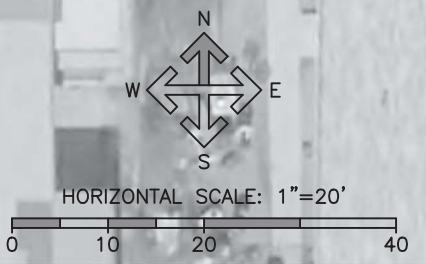
EXISTING TOPOGRAPHY AND ELEVATIONS SHALL BE FIELD VERIFIED BY THE CONTRACTOR. IF THE CONTRACTOR ENCOUNTERS ANY DISCREPANCIES, THE CONTRACTOR SHALL NOTIFY THE ENGINEER.

#### NOTES:

- UTILITY INFORMATION SHOWN IS PLOTTED FROM THE BEST AVAILABLE DATA. THE CONTRACTOR IS RESPONSIBLE FOR MAKING THEIR OWN DETERMINATION AS TO THE TYPE AND LOCATION OF UTILITIES AS MAY BE NECESSARY TO AVOID DAMAGE THERETO. CONTACT THE UTILITY NOTIFICATION CENTER OF COLORADO AT 811 FOR UTILITY LOCATIONS AT LEAST 48 HOURS PRIOR TO EXCAVATING. CONTRACTOR SHALL COORDINATE WITH UTILITY COMPANY FOR ANY UTILITIES THAT NEED RELOCATING.
- TEMPORARY CONSTRUCTION EASEMENTS SHALL NOT BE CLEARED AND GRUBBED UNLESS IT IS REQUIRED IN ORDER TO CONSTRUCT THE ROADWAY SECTION. THE CONTRACTOR SHALL USE PARTICULAR CARE TO MINIMIZE DAMAGE TO PLANTINGS WITHIN THE PROPERTY.
- SEE ROADWAY DATA ON SHEETS DA-1 AND DA-2 FOR POINT INFORMATION.

#### LEGEND


- LIMITS OF HOT MIX ASPHALT (PATCHING)
- LIMITS OF CONCRETE SIDEWALK
- LIMITS OF TRUNCATED DOME



K:\112397-15\CADD\Design\Drawings\15PLN03, 3/22/2016 11:59:45 AM, Kevin.Hock

Print Date: 3/22/2016 11:59:45 AM	
File Name: D112397-15PLN03.dwg	
Horizontal Scale: 1"=20'	Vertical Scale: N/A
	6300 South Syracuse Way, Suite 600 Centennial, CO 80111 Phone: 303.721.1440 Fax: 303.721.0832

Sheet Revisions			
Date	Comments	Initials	



As Constructed	KNOX COURT NEIGHBORHOOD BIKEWAY ROADWAY PLAN W. CUSTER PLACE		Project No./Code
No Revisions:			—
Revised:	Designer: KJH	Structure Numbers	—
	Detailer: KJH		
Void:	Subset: Roadway	Sheets: RP-3 of 4	Sheet Number 17

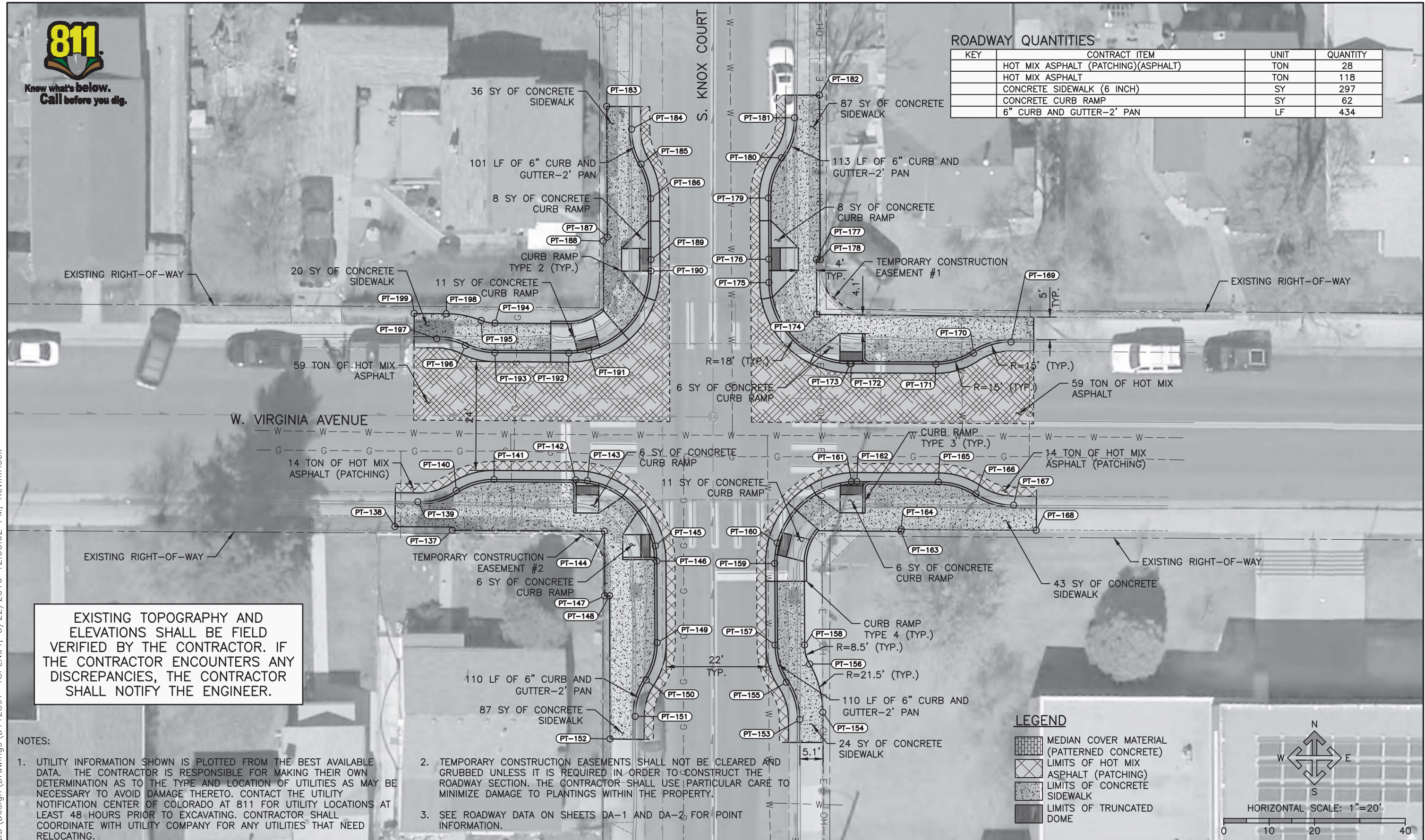




Know what's below.  
Call before you dig.

### ROADWAY QUANTITIES

KEY	CONTRACT ITEM	UNIT	QUANTITY
	HOT MIX ASPHALT (PATCHING)(ASPHALT)	TON	28
	HOT MIX ASPHALT	TON	118
	CONCRETE SIDEWALK (6 INCH)	SY	297
	CONCRETE CURB RAMP	SY	62
	6" CURB AND GUTTER-2' PAN	LF	434



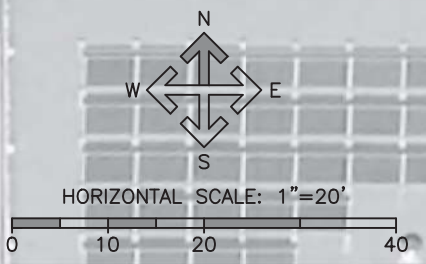
EXISTING TOPOGRAPHY AND ELEVATIONS SHALL BE FIELD VERIFIED BY THE CONTRACTOR. IF THE CONTRACTOR ENCOUNTERS ANY DISCREPANCIES, THE CONTRACTOR SHALL NOTIFY THE ENGINEER.

#### NOTES:

- UTILITY INFORMATION SHOWN IS PLOTTED FROM THE BEST AVAILABLE DATA. THE CONTRACTOR IS RESPONSIBLE FOR MAKING THEIR OWN DETERMINATION AS TO THE TYPE AND LOCATION OF UTILITIES AS MAY BE NECESSARY TO AVOID DAMAGE THERETO. CONTACT THE UTILITY NOTIFICATION CENTER OF COLORADO AT 811 FOR UTILITY LOCATIONS AT LEAST 48 HOURS PRIOR TO EXCAVATING. CONTRACTOR SHALL COORDINATE WITH UTILITY COMPANY FOR ANY UTILITIES THAT NEED RELOCATING.
- TEMPORARY CONSTRUCTION EASEMENTS SHALL NOT BE CLEARED AND GRUBBED UNLESS IT IS REQUIRED IN ORDER TO CONSTRUCT THE ROADWAY SECTION. THE CONTRACTOR SHALL USE PARTICULAR CARE TO MINIMIZE DAMAGE TO PLANTINGS WITHIN THE PROPERTY.
- SEE ROADWAY DATA ON SHEETS DA-1 AND DA-2 FOR POINT INFORMATION.

#### LEGEND

- MEDIAN COVER MATERIAL (PATTERNED CONCRETE)
- LIMITS OF HOT MIX ASPHALT (PATCHING)
- LIMITS OF CONCRETE SIDEWALK
- LIMITS OF TRUNCATED DOME



K:\112397-15\CADD\Drawings\15PLN04\_3/22/2016 12:00:02 PM, Kevin.Hock

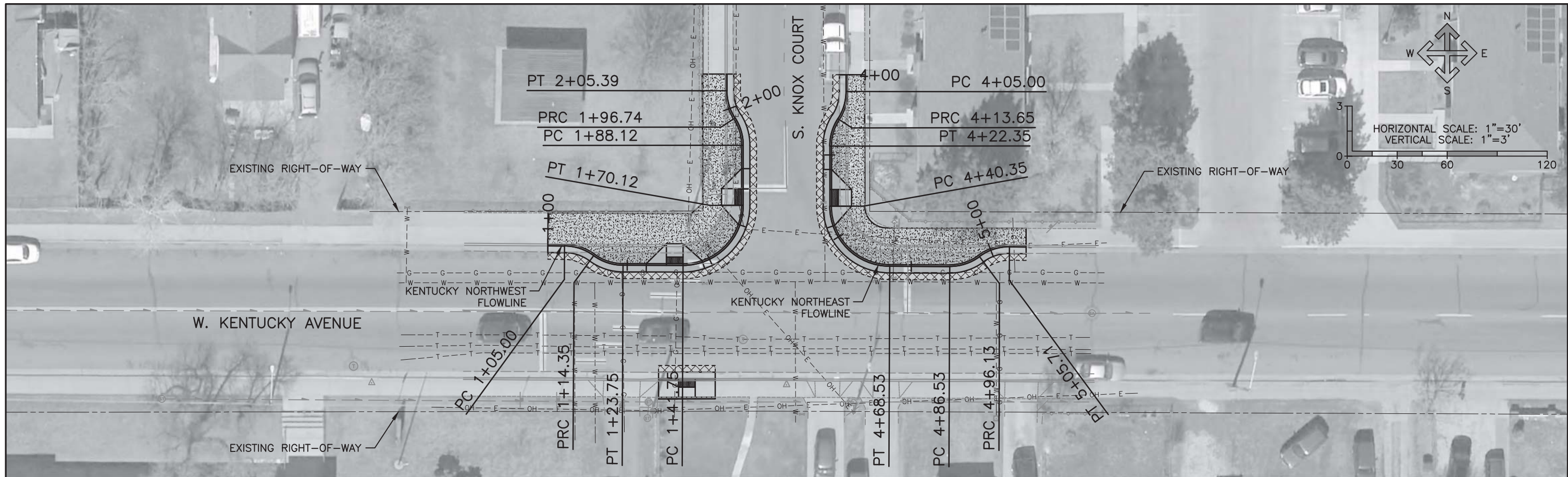
Print Date: 3/22/2016 12:00:02 PM
File Name: D112397-15PLN04.dwg
Horizontal Scale: 1"=20' Vertical Scale: N/A
6300 South Syracuse Way, Suite 600 Centennial, CO 80111 Phone: 303.721.1440 Fax: 303.721.0832

Sheet Revisions			
Date	Comments	Initials	



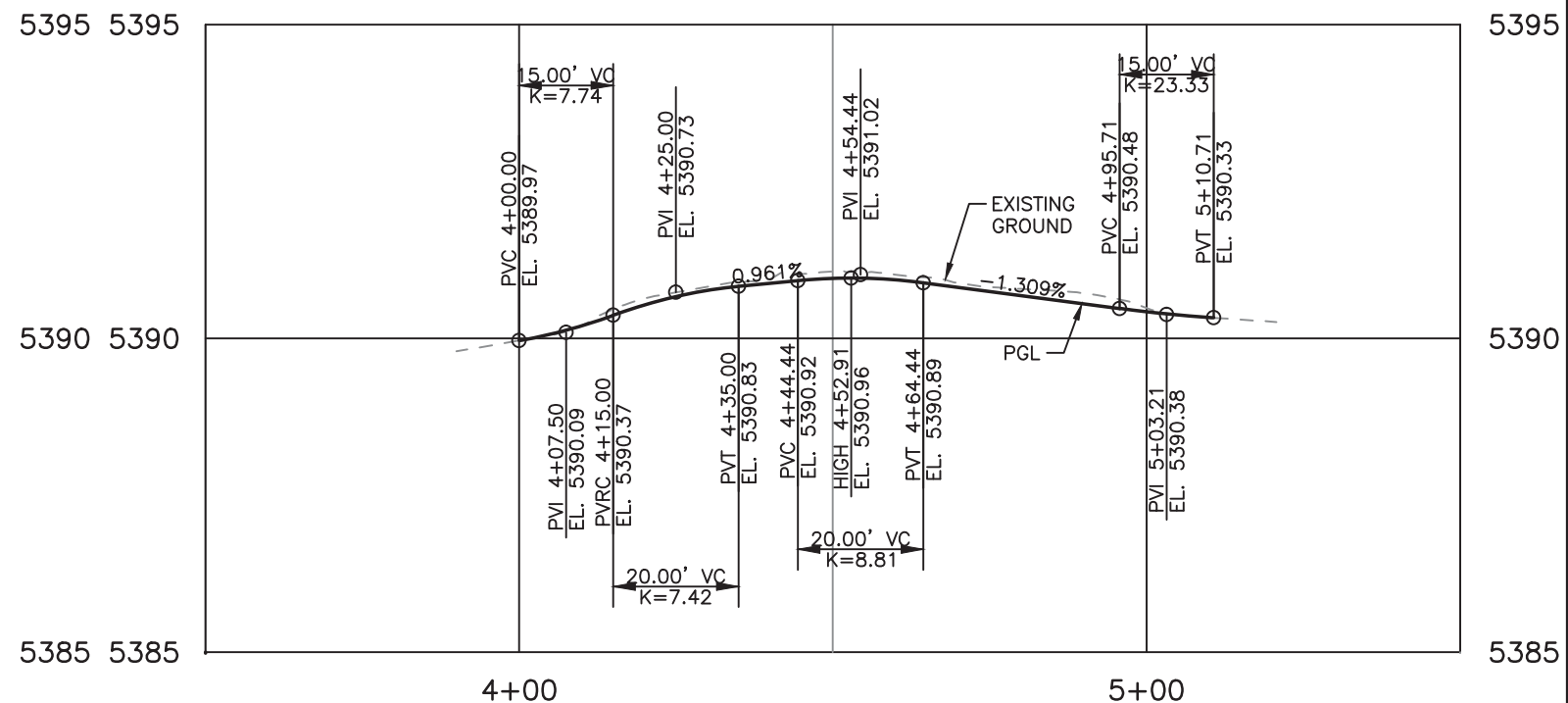
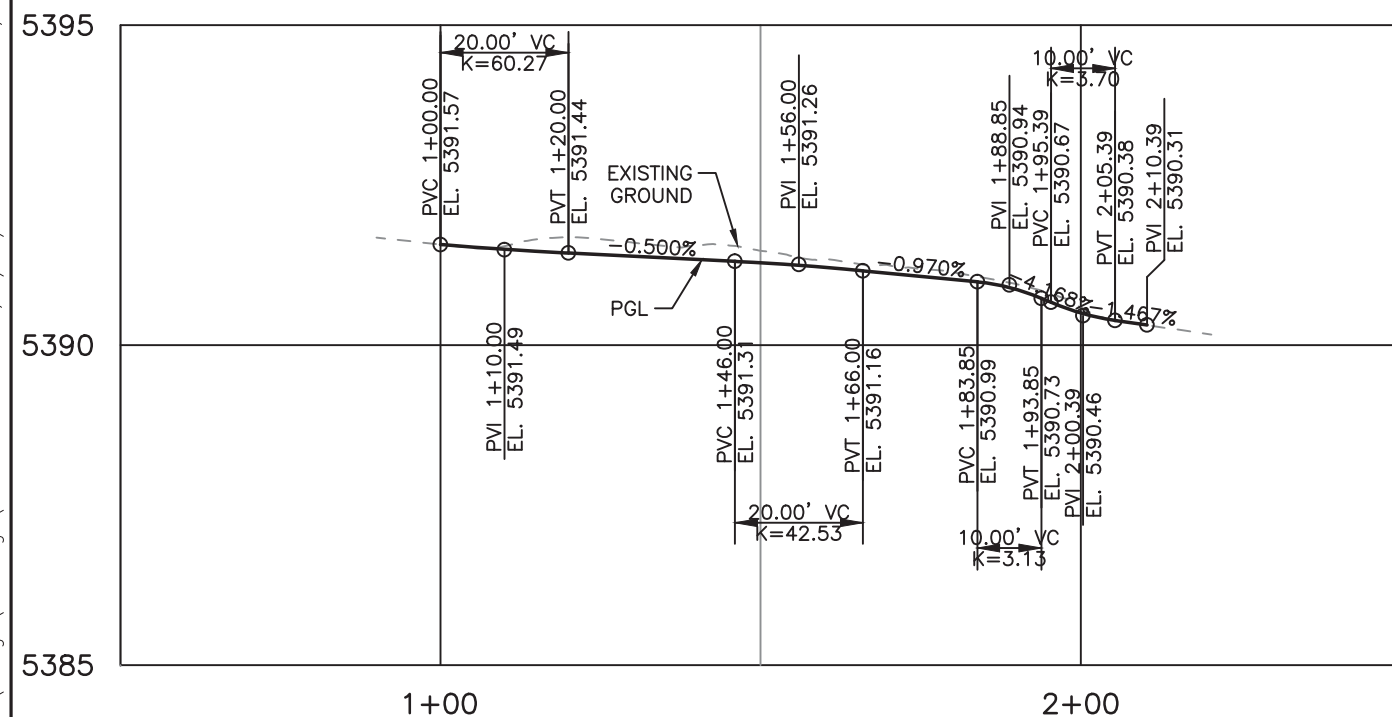
As Constructed	KNOX COURT NEIGHBORHOOD BIKEWAY ROADWAY PLAN		Project No./Code
No Revisions:	W. VIRGINIA AVENUE		-
Revised:	Designer: KJH	Structure Numbers	-
Void:	Detailer: KJH		
	Subset: Roadway	Sheets: RP-4 of 4	Sheet Number 18





KENTUCKY NORTHWEST FLOWLINE


KENTUCKY NORTHEAST FLOWLINE



K:\112397-15\CADD\Design\Drawings\15PRO001-15PRO001.dwg, 3/22/2016 12:00:18 PM, Kevin.Hock

Print Date: 3/22/2016 12:00:18 PM  
 File Name: D112397-15PRO001.dwg  
 Horizontal Scale: 1"=30' Vertical Scale: 1"=3'

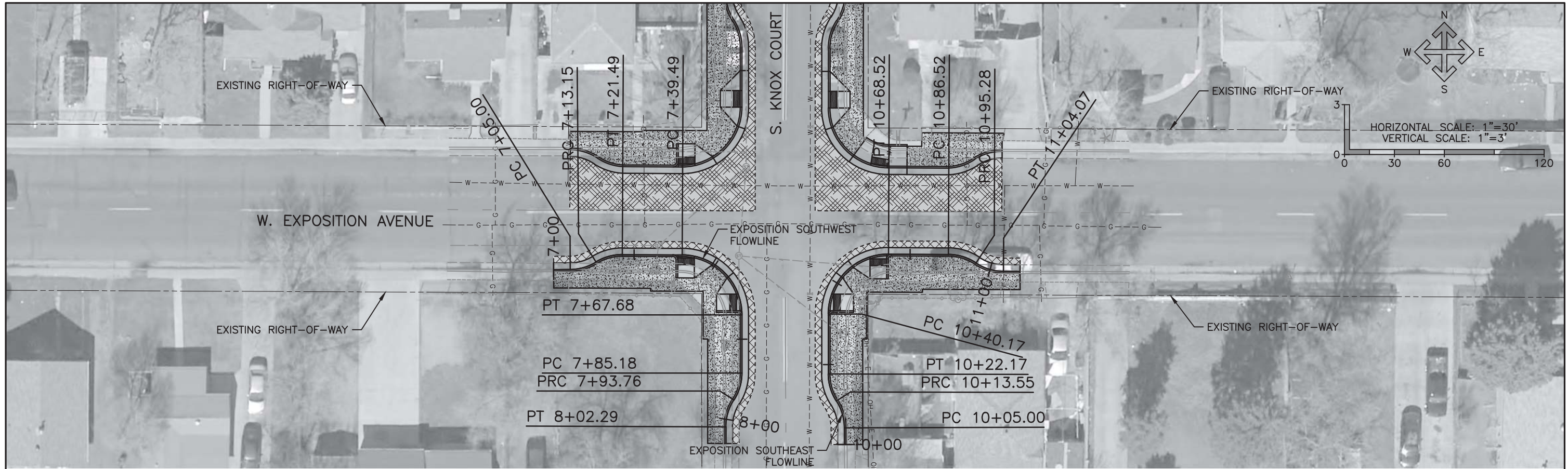
Sheet Revisions		
Date	Comments	Initials



As Constructed	KNOX COURT NEIGHBORHOOD BIKEWAY CURB RETURN DETAILS W. KENTUCKY AVENUE		Project No./Code
No Revisions:			
Revised:	Designer: KJH	Structure Numbers	
Void:	Detailer: KJH		
	Subset: Roadway	Sheets: CR-1 of 7	Sheet Number 19

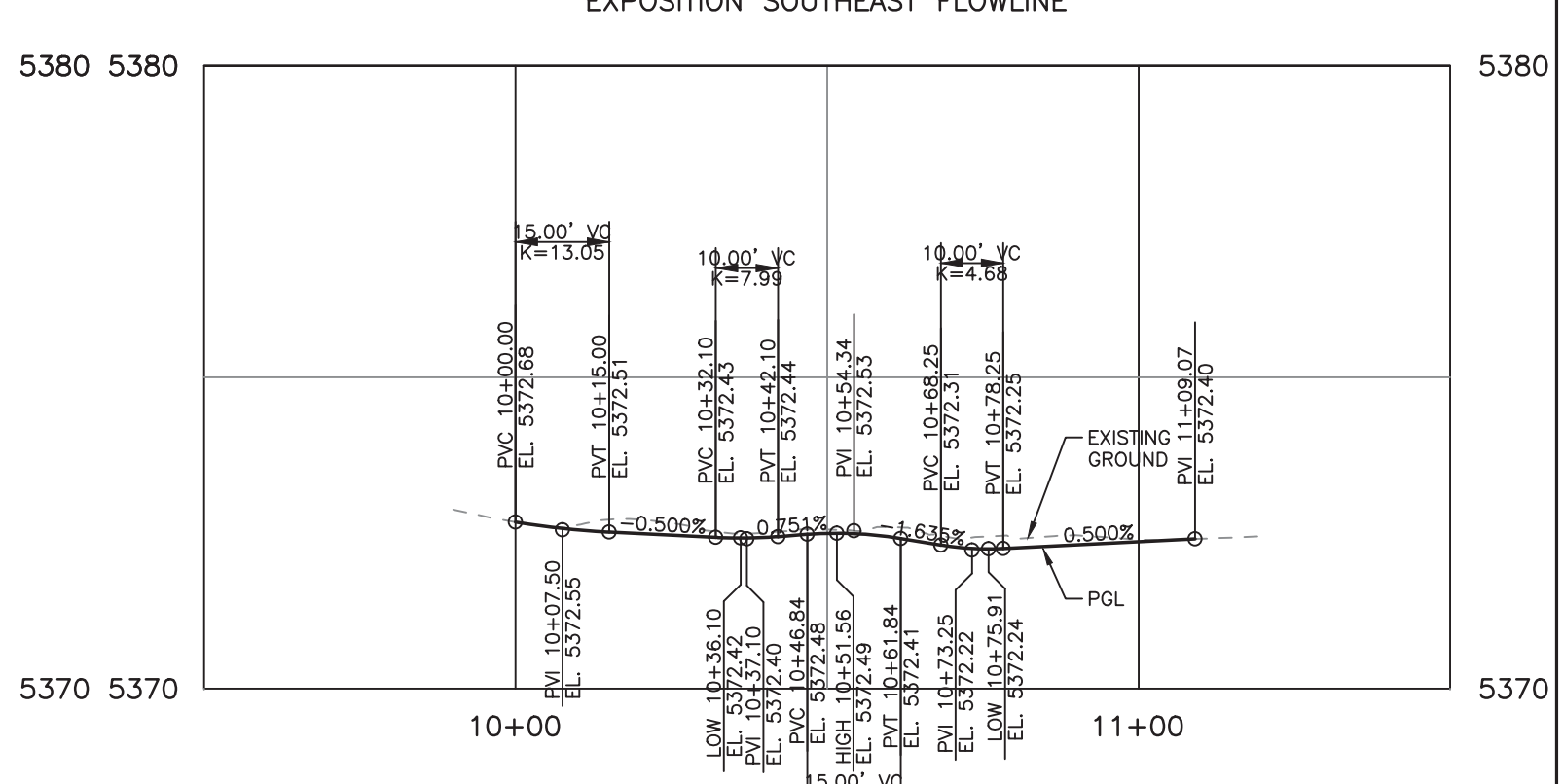
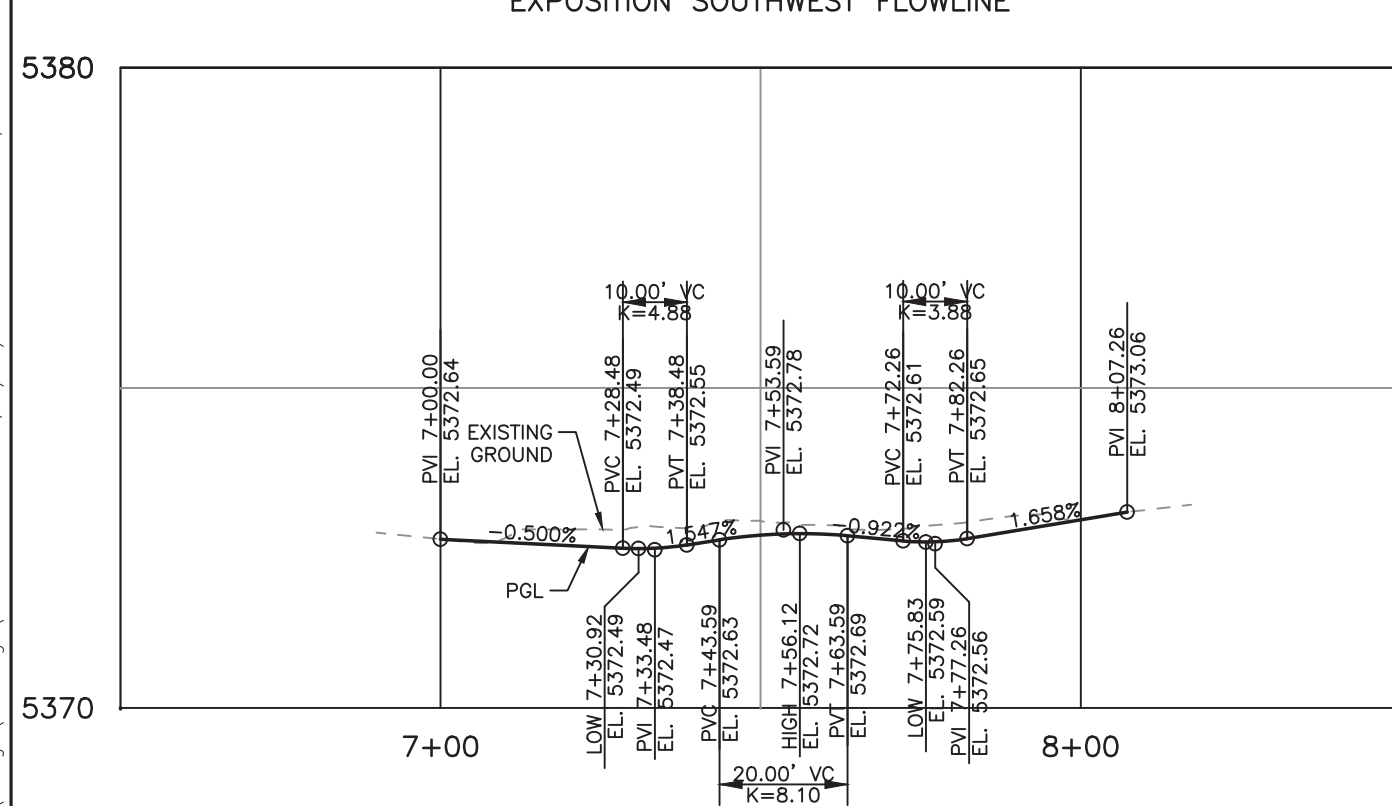
**FELSBERG HOLT & ULLEVIG**  
 6300 South Syracuse Way, Suite 600  
 Centennial, CO 80111  
 Phone: 303.721.1440  
 Fax: 303.721.0832





EXPOSITION SOUTHWEST FLOWLINE

EXPOSITION SOUTHEAST FLOWLINE



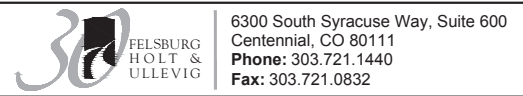
K:\112397-15\CADD\Drawings\15PRO02, 3/22/2016 12:00:33 PM, Kevin.Hock

Print Date: 3/22/2016 12:00:33 PM  
 File Name: D112397-15PRO02.dwg  
 Horizontal Scale: 1"=30' Vertical Scale: 1"=3'

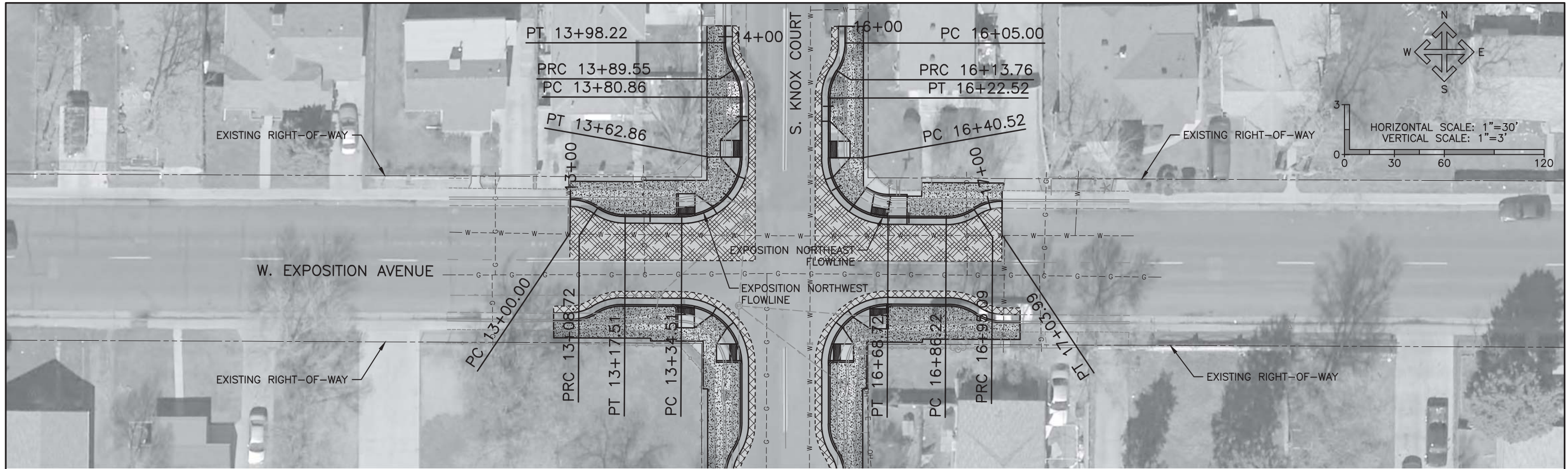
Sheet Revisions		
Date	Comments	Initials



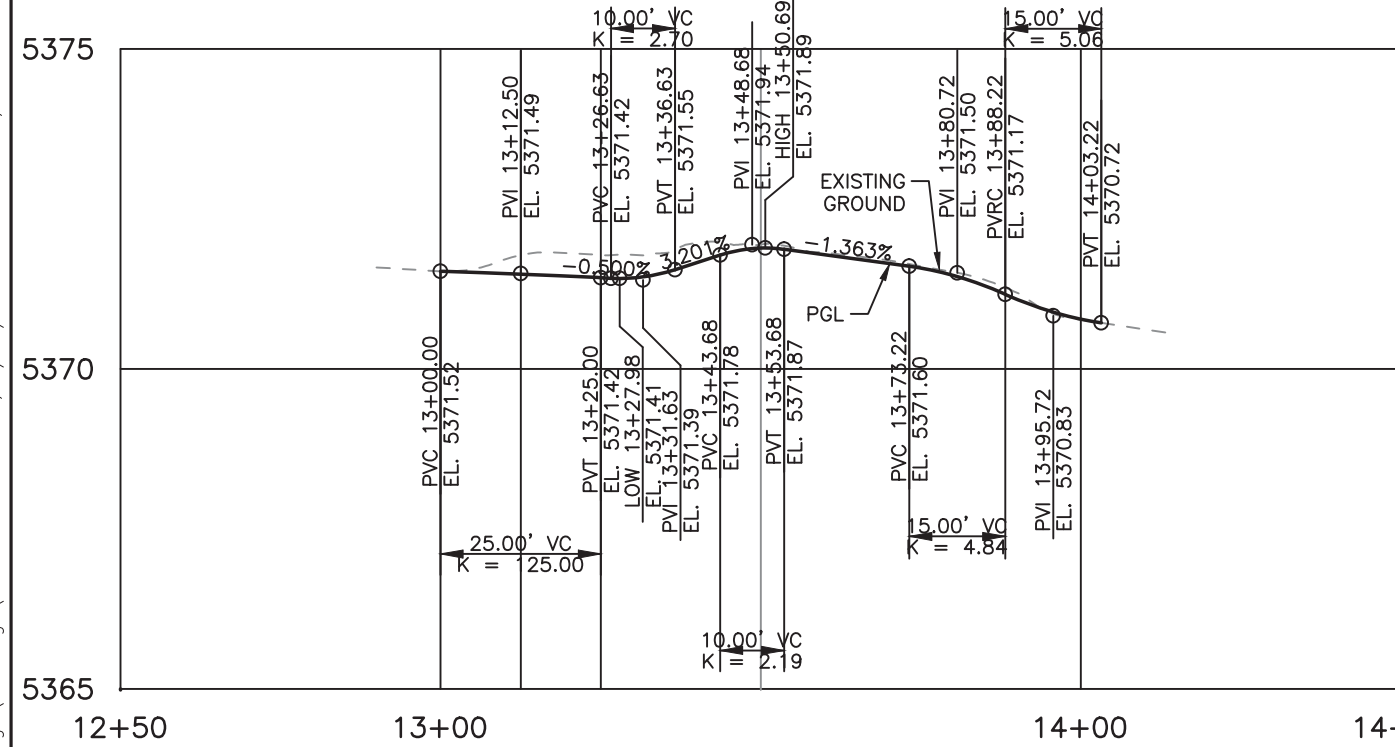
As Constructed	KNOX COURT NEIGHBORHOOD BIKEWAY CURB RETURN DETAILS W. EXPOSITION AVENUE		Project No./Code
No Revisions:			
Revised:	Designer: KJH	Structure Numbers	
Void:	Detailer: KJH		
	Subset: Roadway	Sheets: CR-2 of 7	Sheet Number 20



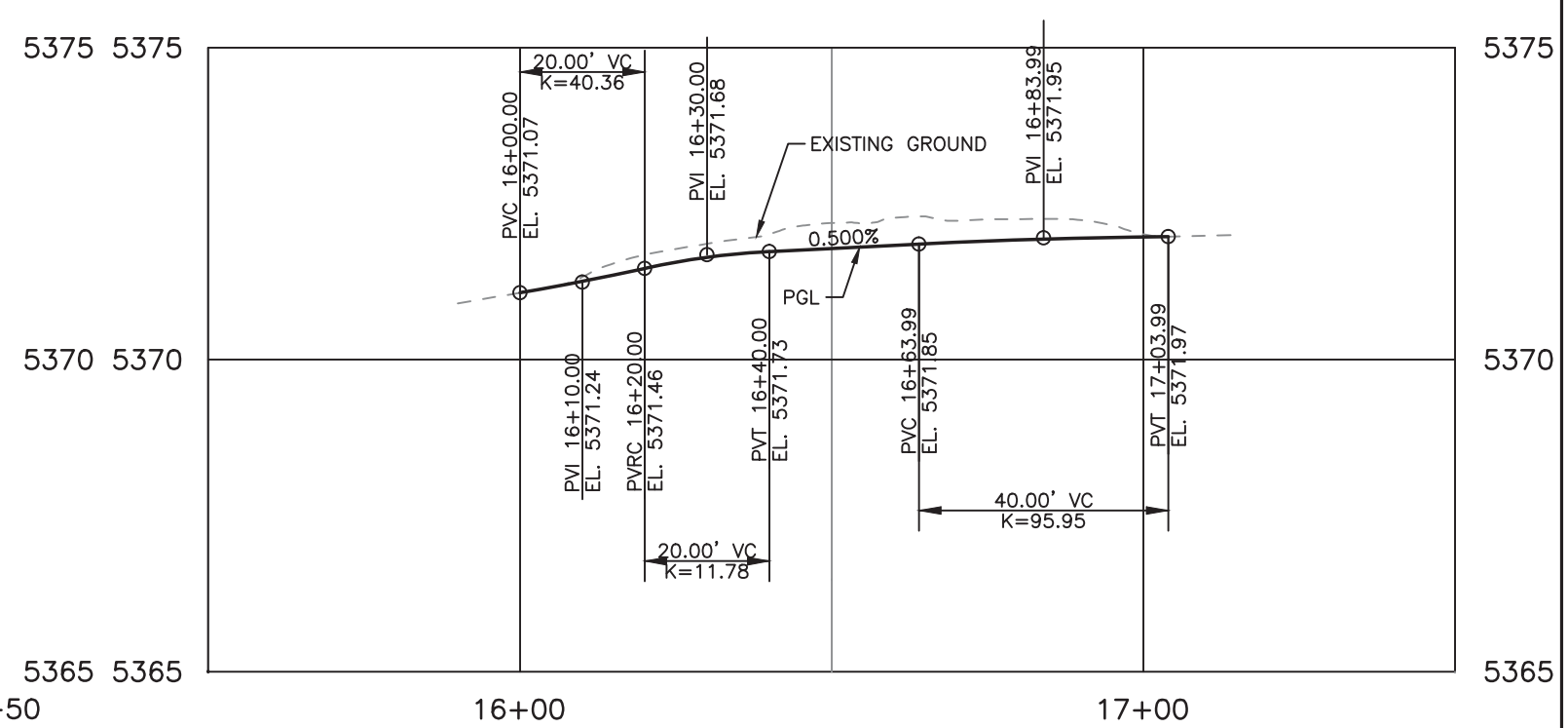




EXPOSITION NORTHWEST FLOWLINE



EXPOSITION NORTHEAST FLOWLINE



K:\112397-15\CADD\Design\Drawings\D112397-15PRO03, 3/22/2016 12:00:48 PM, Kevin.Hock

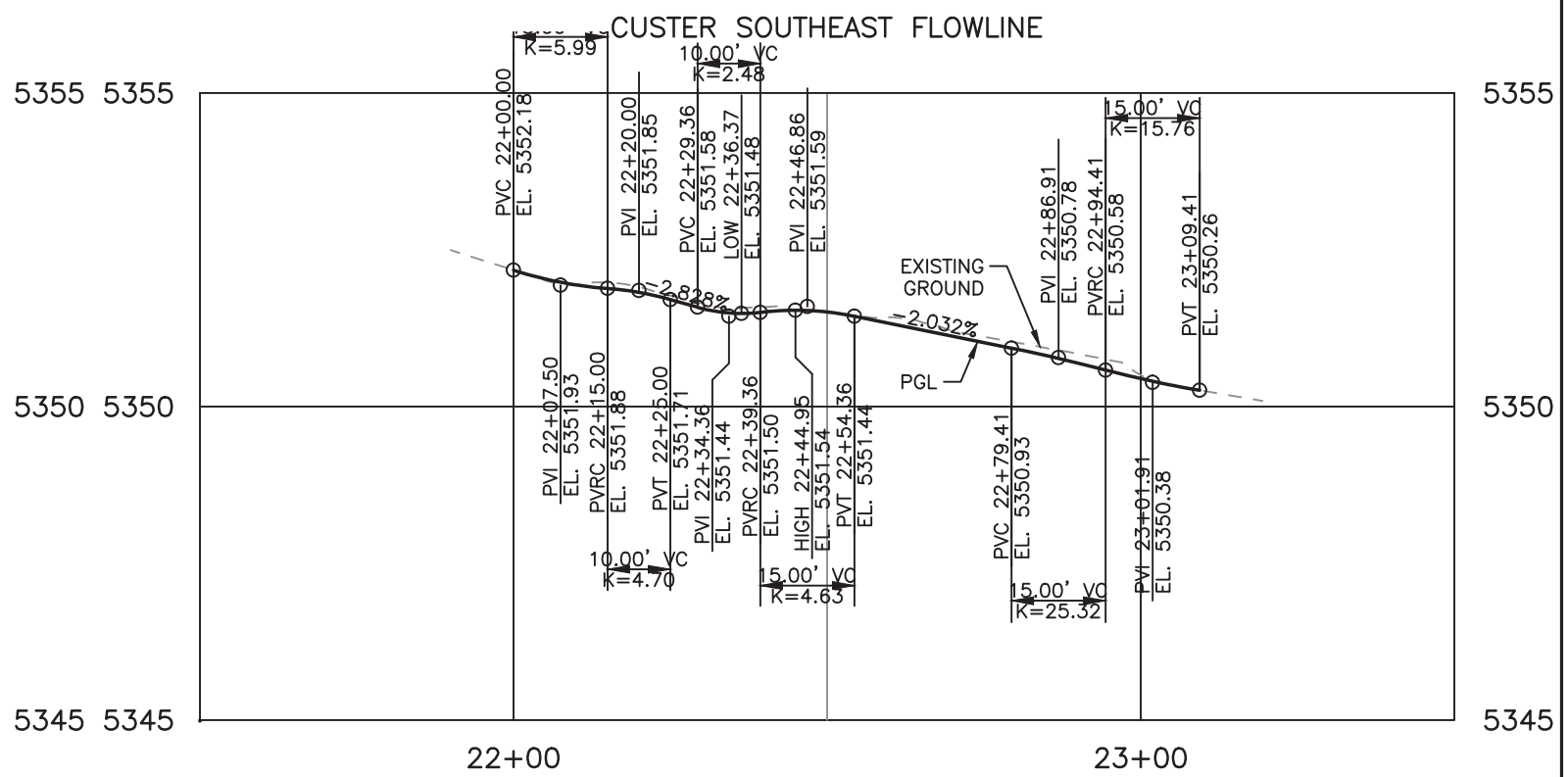
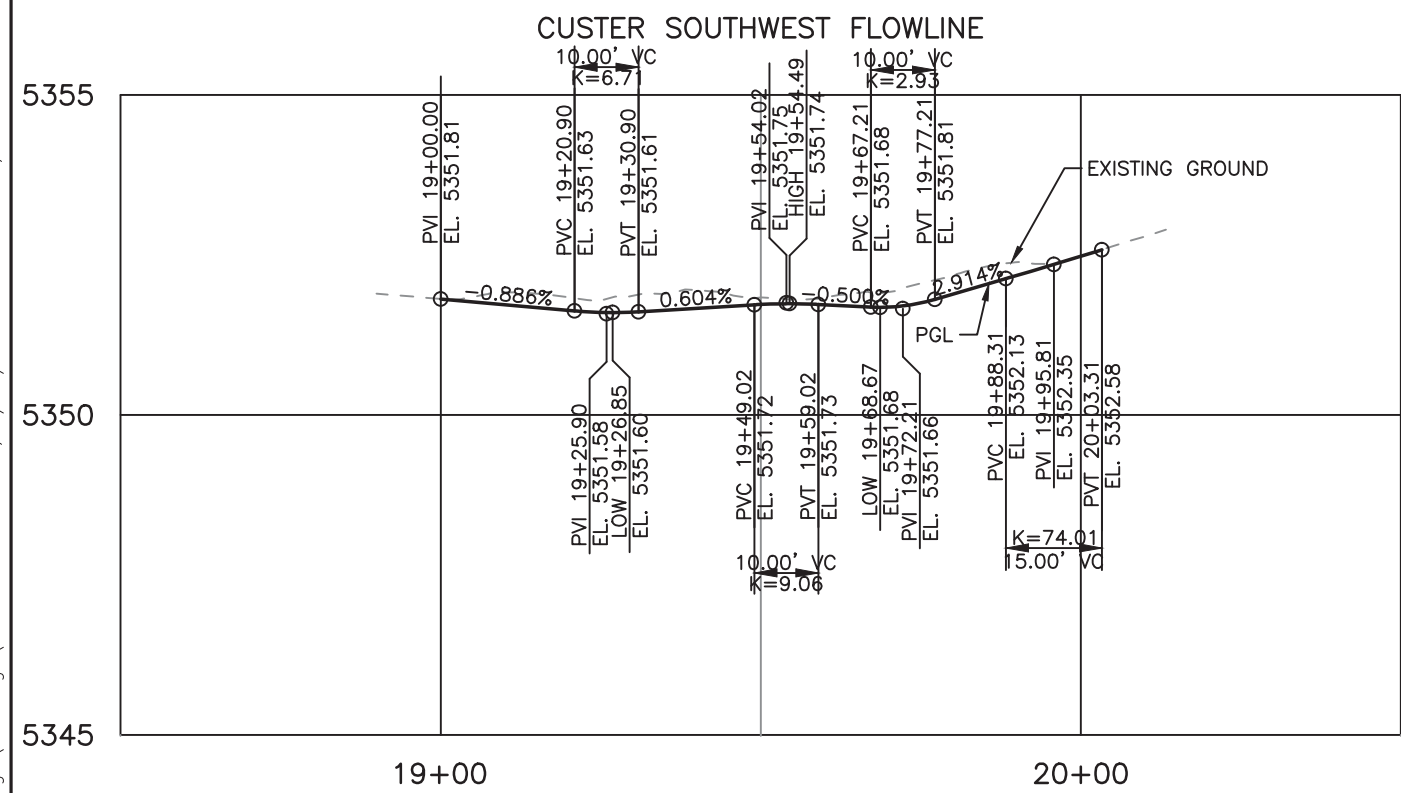
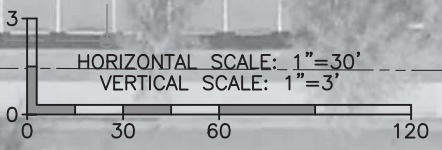
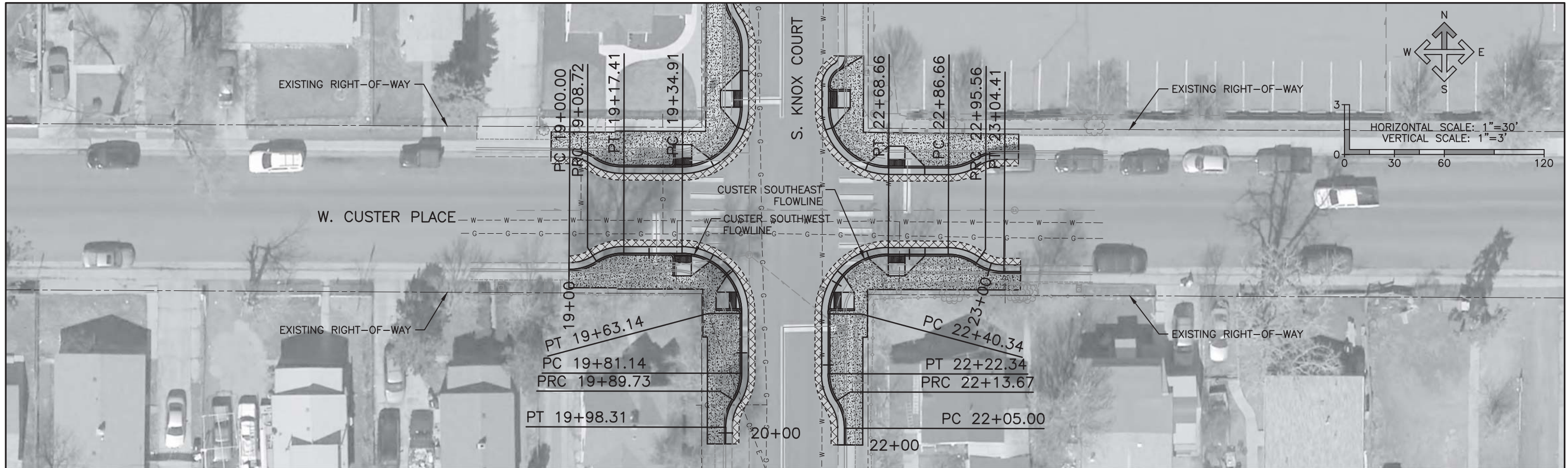
Print Date: 3/22/2016 12:00:48 PM	
File Name: D112397-15PRO03.dwg	
Horizontal Scale: 1"=30'	Vertical Scale: 1"=3'
6300 South Syracuse Way, Suite 600 Centennial, CO 80111 Phone: 303.721.1440 Fax: 303.721.0832	

Sheet Revisions		
Date	Comments	Initials



As Constructed	KNOX COURT NEIGHBORHOOD BIKEWAY CURB RETURN DETAILS W. EXPOSITION AVENUE		Project No./Code
No Revisions:			
Revised:	Designer: KJH	Structure Numbers	
Void:	Detailer: KJH		
	Subset: Roadway	Sheets: CR-3 of 7	Sheet Number 21





K:\112397-15\CADD\Design\Drawings\15PRO04, 3/22/2016 12:01:03 PM, Kevin.Hock

Print Date: 3/22/2016 12:01:03 PM  
 File Name: D112397-15PRO04.dwg  
 Horizontal Scale: 1"=30' Vertical Scale: 1"=3'

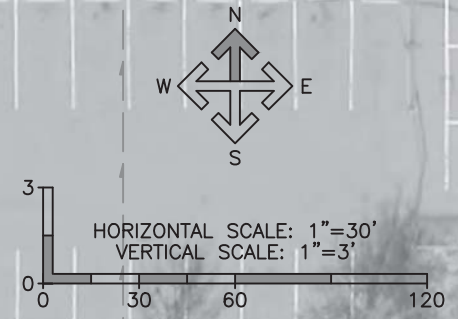
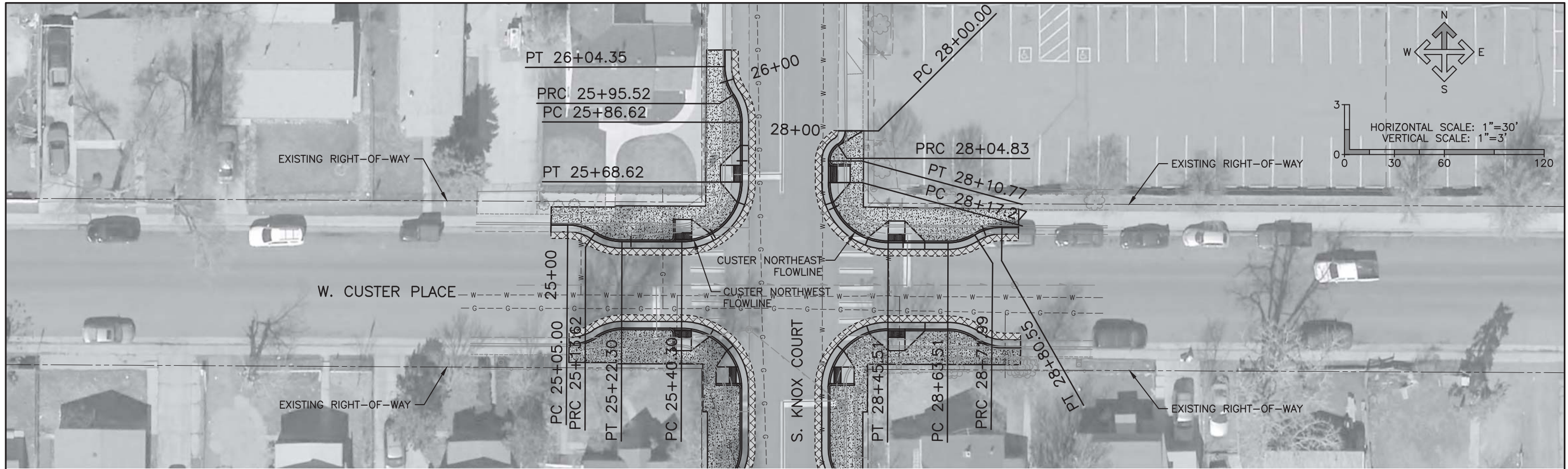
Sheet Revisions			
Date	Comments	Initials	



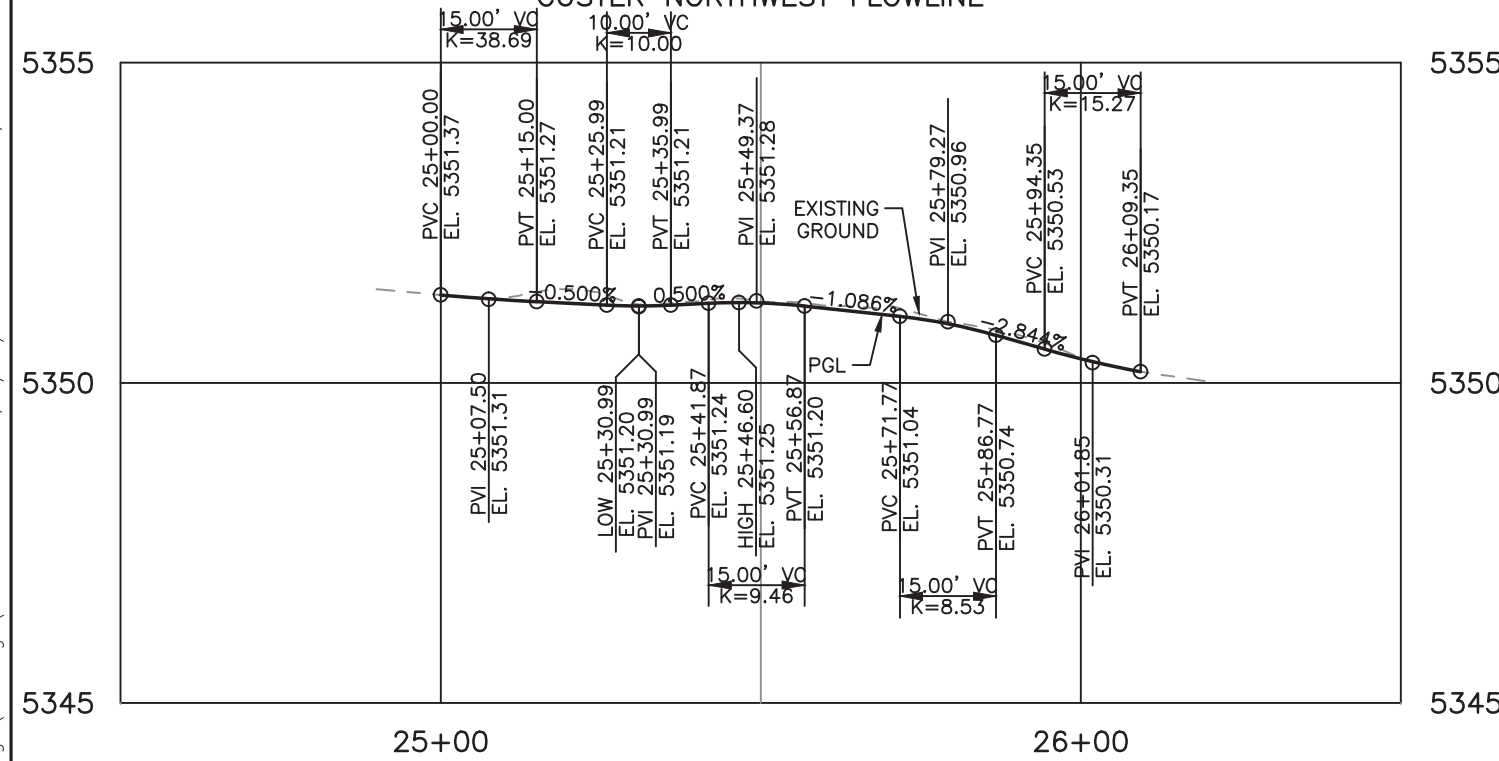
As Constructed	KNOX COURT NEIGHBORHOOD BIKEWAY CURB RETURN DETAILS W. CUSTER PLACE		Project No./Code
No Revisions:			
Revised:	Designer: KJH	Structure Numbers	
Void:	Detailer: KJH		
	Subset: Roadway	Sheets: CR-4 of 7	Sheet Number 22

**FELSBURG HOLT & ULLEVIK**  
 6300 South Syracuse Way, Suite 600  
 Centennial, CO 80111  
 Phone: 303.721.1440  
 Fax: 303.721.0832

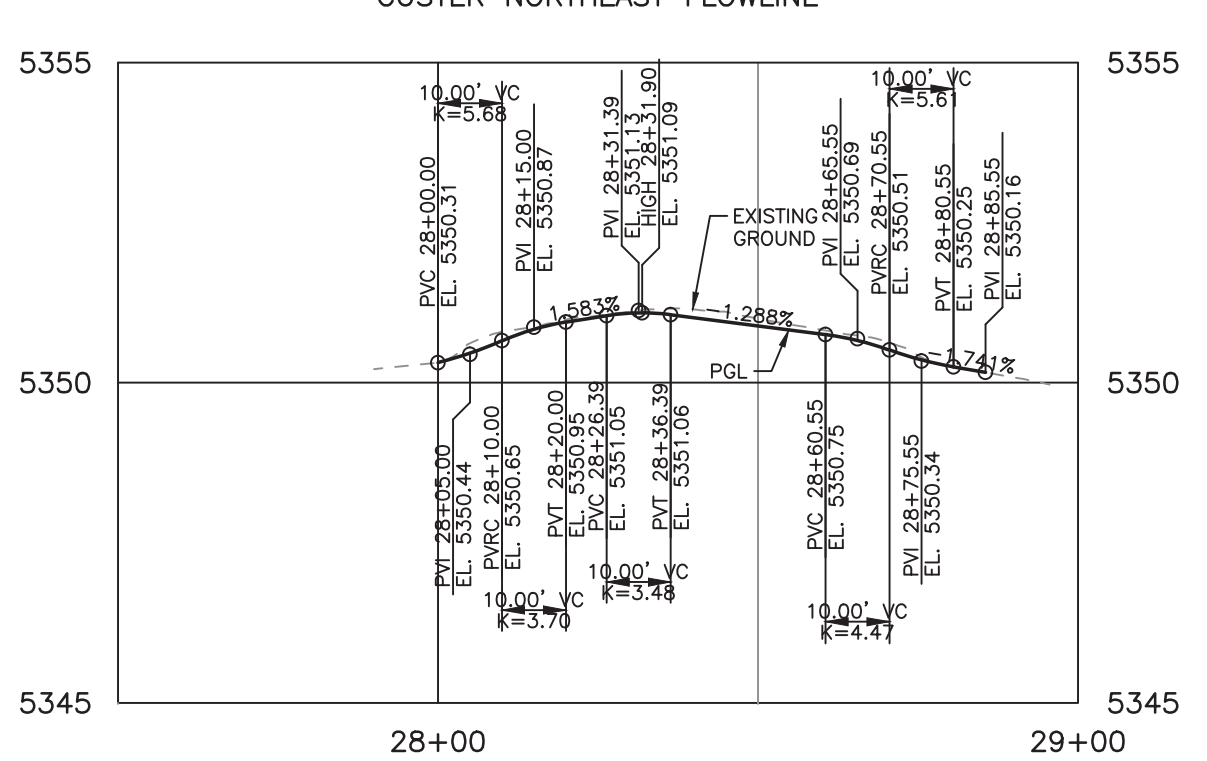




CUSTER NORTHWEST FLOWLINE



CUSTER NORTHEAST FLOWLINE



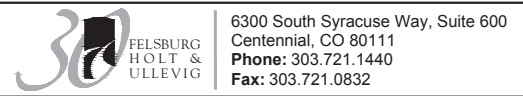
K:\112397-15\CADD\Design\Drawings\15PRO05, 3/22/2016 12:01:17 PM, Kevin.Hock

Print Date: 3/22/2016 12:01:17 PM  
 File Name: D112397-15PRO05.dwg  
 Horizontal Scale: 1"=30' Vertical Scale: 1"=3'

Sheet Revisions		
Date	Comments	Initials

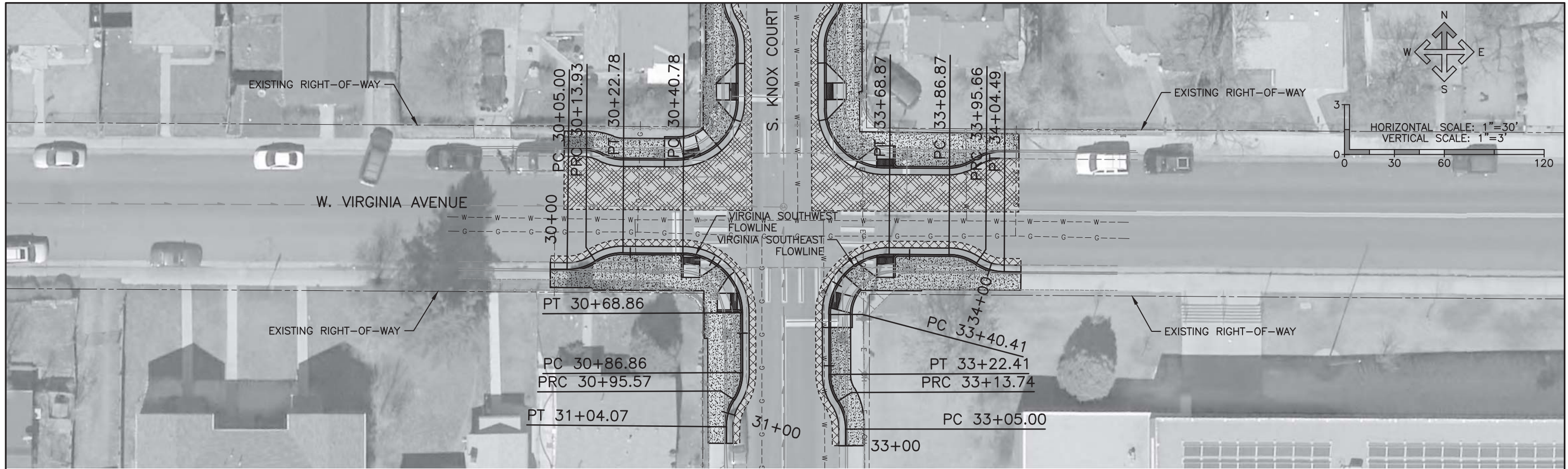


As Constructed	KNOX COURT NEIGHBORHOOD BIKEWAY CURB RETURN DETAILS W. CUSTER PLACE		Project No./Code
No Revisions:			
Revised:	Designer: KJH	Structure Numbers	
Void:	Detailer: KJH		
	Subset: Roadway	Sheets: CR-5 of 7	Sheet Number 23

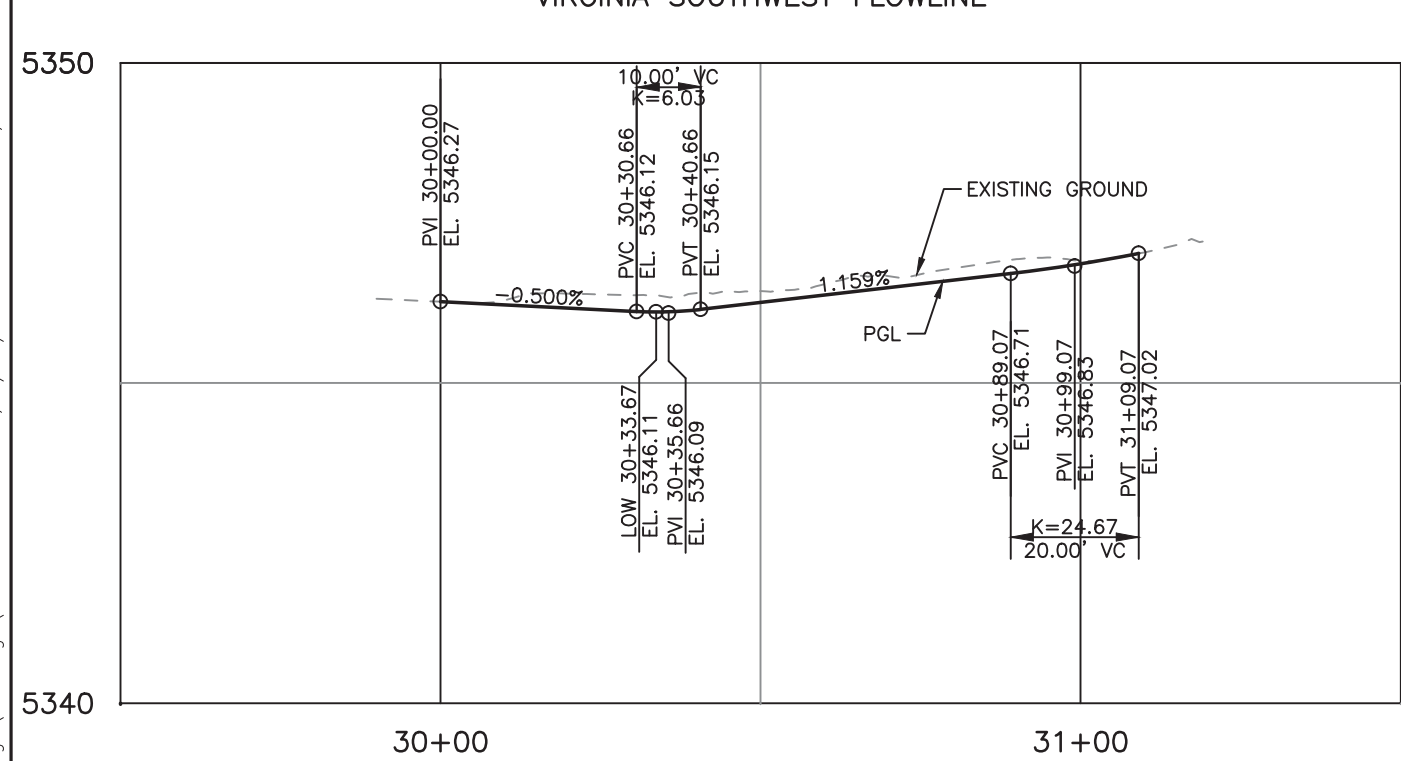


6300 South Syracuse Way, Suite 600  
 Centennial, CO 80111  
 Phone: 303.721.1440  
 Fax: 303.721.0832

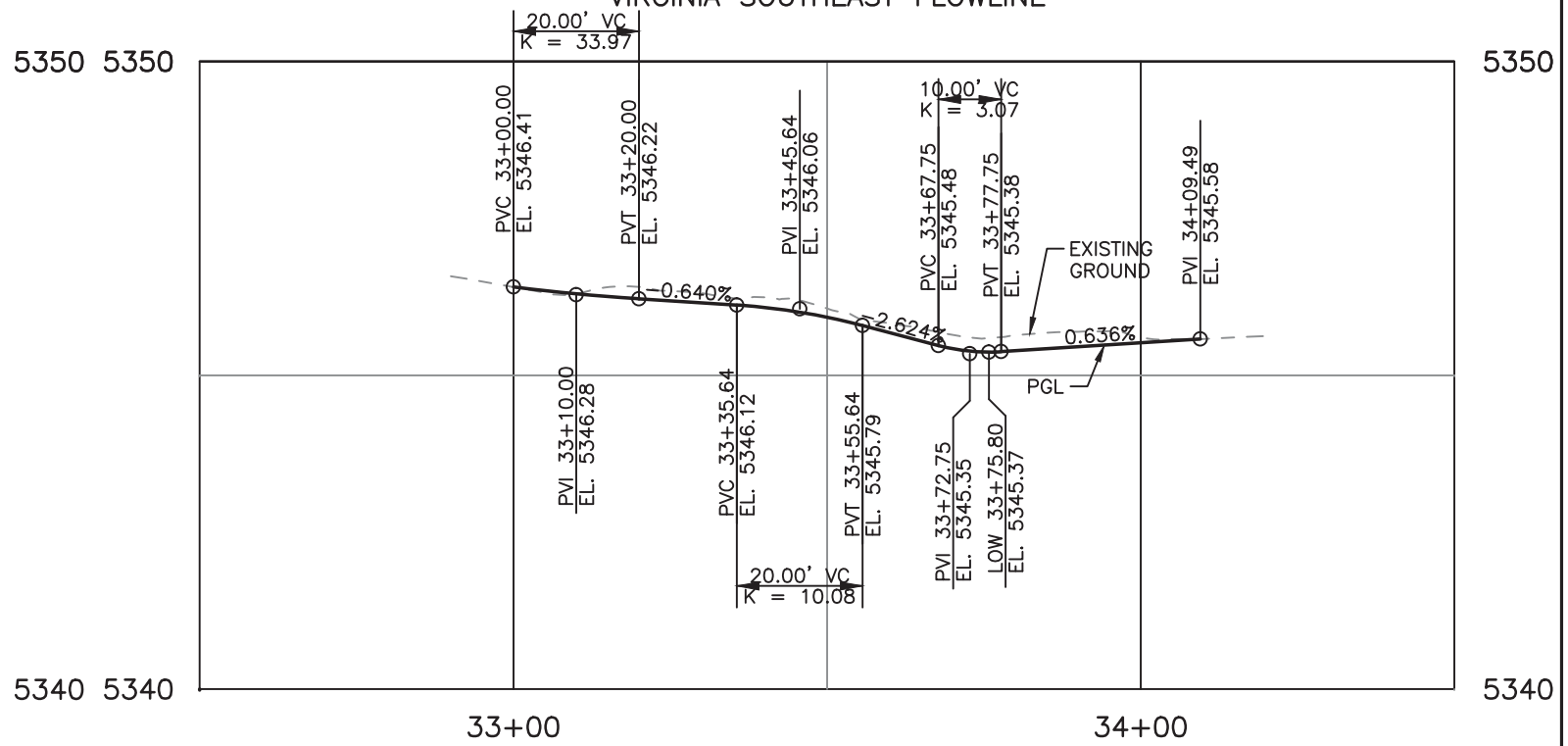




VIRGINIA SOUTHWEST FLOWLINE



VIRGINIA SOUTHEAST FLOWLINE



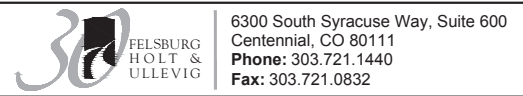
K:\112397-15\CADD\Design\Drawings\15PRO06, 3/22/2016 12:01:32 PM, Kevin.Hock

Print Date: 3/22/2016 12:01:32 PM  
 File Name: D112397-15PRO06.dwg  
 Horizontal Scale: 1"=30' Vertical Scale: 1"=3'

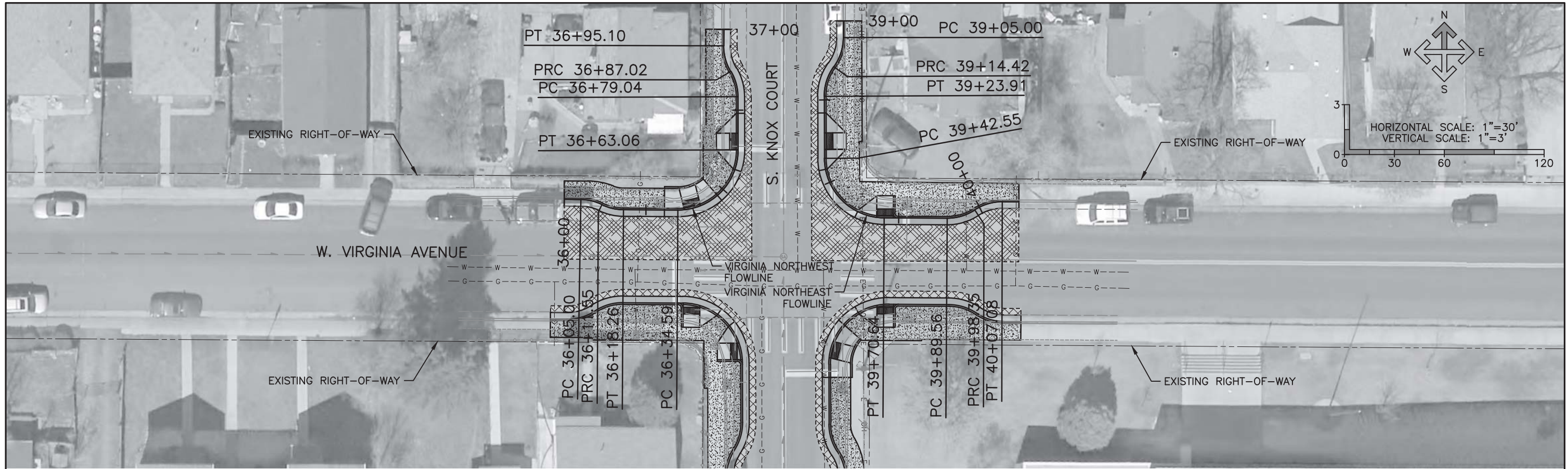
Sheet Revisions		
Date	Comments	Initials



As Constructed	KNOX COURT NEIGHBORHOOD BIKEWAY CURB RETURN DETAILS W. VIRGINIA AVENUE		Project No./Code
No Revisions:			
Revised:	Designer: KJH	Structure Numbers	
Void:	Detailer: KJH		
	Subset: Roadway	Sheets: CR-6 of 7	Sheet Number 24

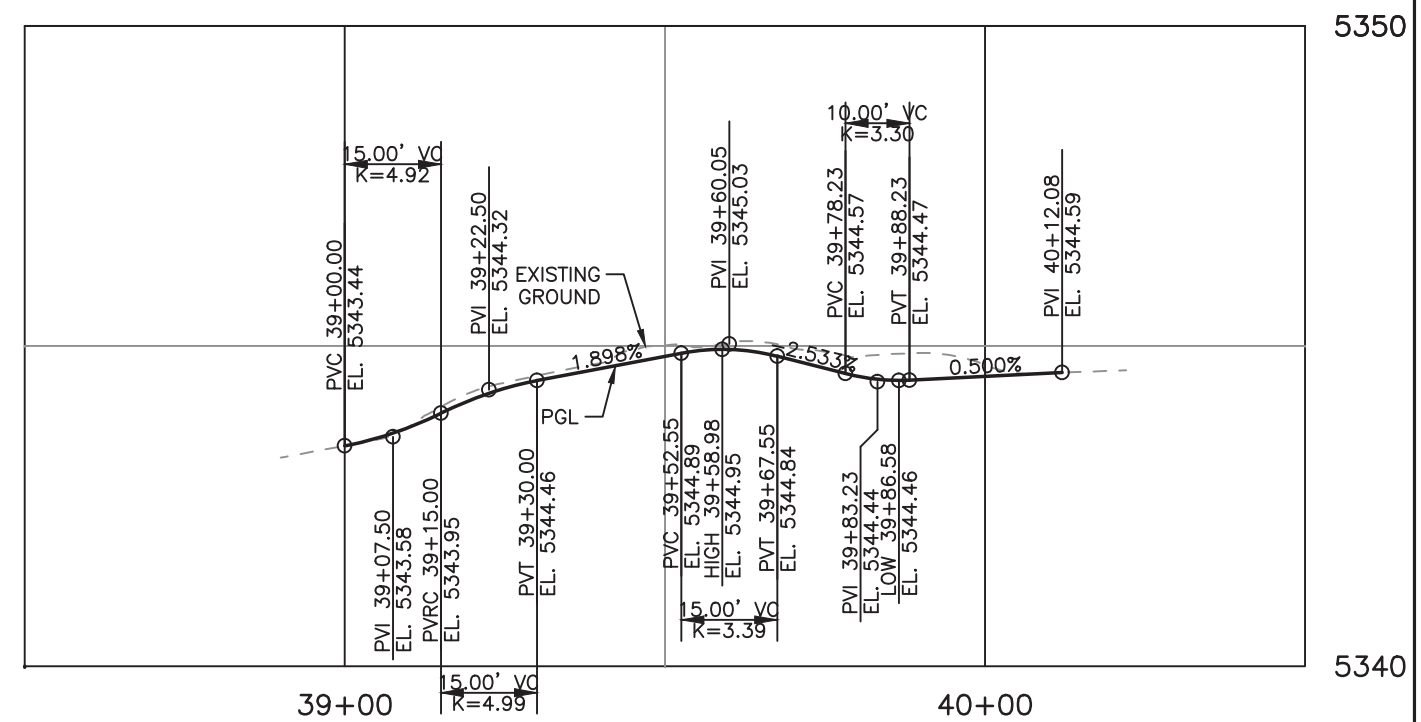
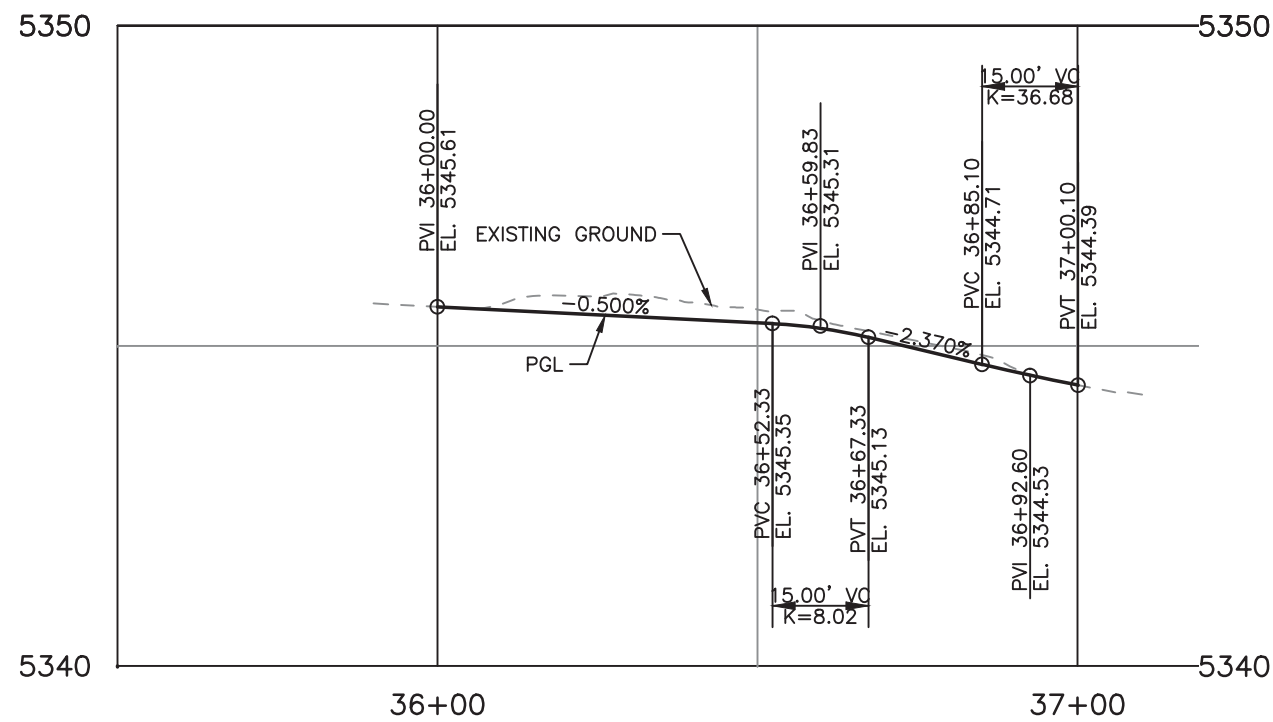






VIRGINIA NORTHWEST FLOWLINE

VIRGINIA NORTHEAST FLOWLINE



K:\112397-15\CADD\Design\Drawings\15PRO07, 3/22/2016 12:01:47 PM, Kevin.Hock

Print Date: 3/22/2016 12:01:47 PM	
File Name: D112397-15PRO07.dwg	
Horizontal Scale: 1"=30'	Vertical Scale: 1"=3'
6300 South Syracuse Way, Suite 600 Centennial, CO 80111 Phone: 303.721.1440 Fax: 303.721.0832	

Sheet Revisions			
Date	Comments	Initials	



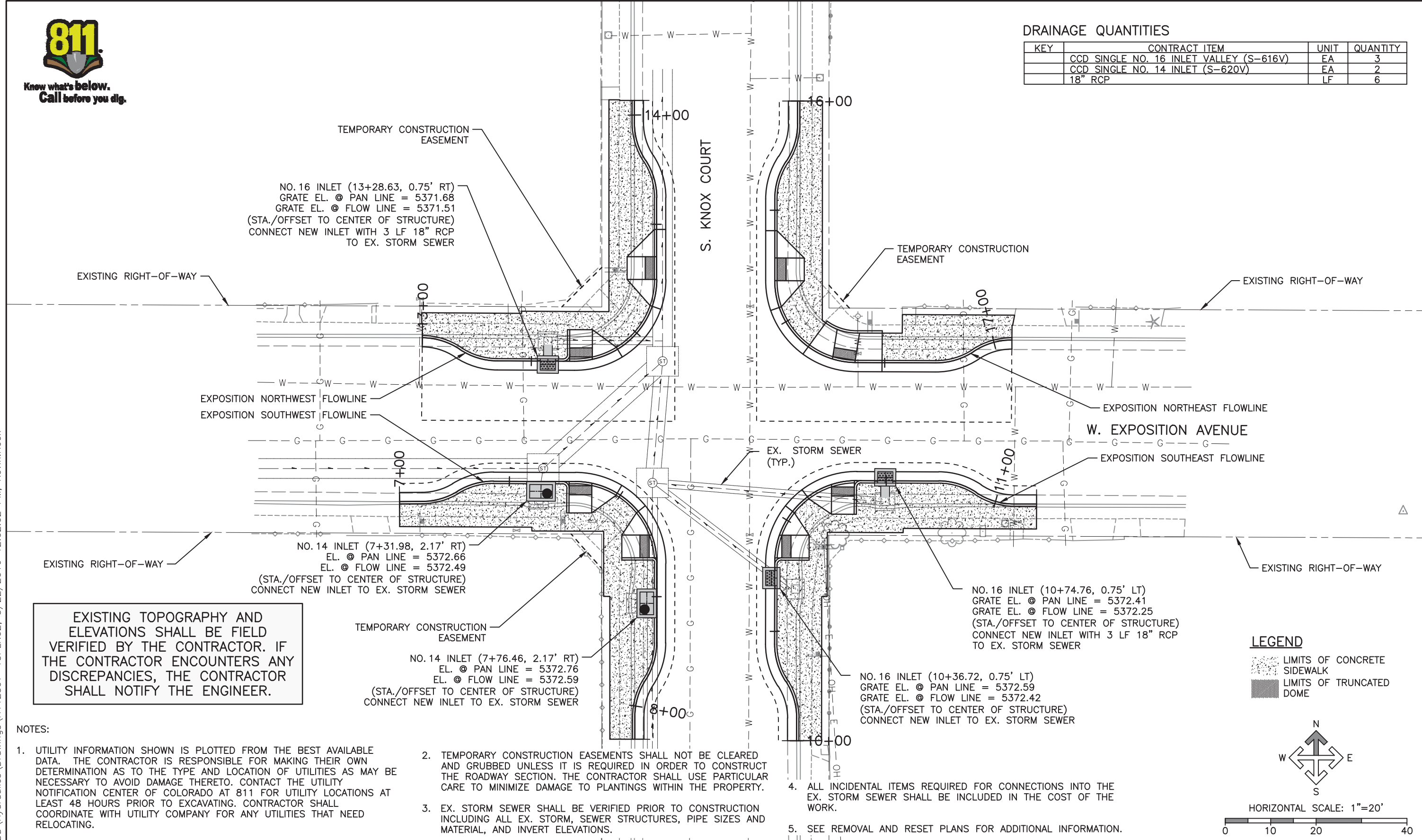
As Constructed	KNOX COURT NEIGHBORHOOD BIKEWAY CURB RETURN DETAILS W. VIRGINIA AVENUE		Project No./Code
No Revisions:			
Revised:	Designer: KJH	Structure Numbers	
Void:	Detailer: KJH		
	Subset: Roadway	Sheets: CR-7 of 7	Sheet Number 25



Know what's below.  
Call before you dig.

### DRAINAGE QUANTITIES

KEY	CONTRACT ITEM	UNIT	QUANTITY
	CCD SINGLE NO. 16 INLET VALLEY (S-616V)	EA	3
	CCD SINGLE NO. 14 INLET (S-620V)	EA	2
	18" RCP	LF	6



NO. 16 INLET (13+28.63, 0.75' RT)  
 GRATE EL. @ PAN LINE = 5371.68  
 GRATE EL. @ FLOW LINE = 5371.51  
 (STA./OFFSET TO CENTER OF STRUCTURE)  
 CONNECT NEW INLET WITH 3 LF 18" RCP  
 TO EX. STORM SEWER

NO. 14 INLET (7+31.98, 2.17' RT)  
 EL. @ PAN LINE = 5372.66  
 EL. @ FLOW LINE = 5372.49  
 (STA./OFFSET TO CENTER OF STRUCTURE)  
 CONNECT NEW INLET TO EX. STORM SEWER

NO. 14 INLET (7+76.46, 2.17' RT)  
 EL. @ PAN LINE = 5372.76  
 EL. @ FLOW LINE = 5372.59  
 (STA./OFFSET TO CENTER OF STRUCTURE)  
 CONNECT NEW INLET TO EX. STORM SEWER

NO. 16 INLET (10+74.76, 0.75' LT)  
 GRATE EL. @ PAN LINE = 5372.41  
 GRATE EL. @ FLOW LINE = 5372.25  
 (STA./OFFSET TO CENTER OF STRUCTURE)  
 CONNECT NEW INLET WITH 3 LF 18" RCP  
 TO EX. STORM SEWER

NO. 16 INLET (10+36.72, 0.75' LT)  
 GRATE EL. @ PAN LINE = 5372.59  
 GRATE EL. @ FLOW LINE = 5372.42  
 (STA./OFFSET TO CENTER OF STRUCTURE)  
 CONNECT NEW INLET TO EX. STORM SEWER

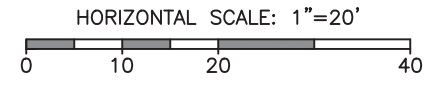
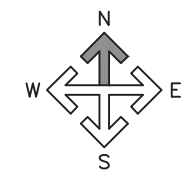
EXISTING TOPOGRAPHY AND ELEVATIONS SHALL BE FIELD VERIFIED BY THE CONTRACTOR. IF THE CONTRACTOR ENCOUNTERS ANY DISCREPANCIES, THE CONTRACTOR SHALL NOTIFY THE ENGINEER.

#### NOTES:

- UTILITY INFORMATION SHOWN IS PLOTTED FROM THE BEST AVAILABLE DATA. THE CONTRACTOR IS RESPONSIBLE FOR MAKING THEIR OWN DETERMINATION AS TO THE TYPE AND LOCATION OF UTILITIES AS MAY BE NECESSARY TO AVOID DAMAGE THERETO. CONTACT THE UTILITY NOTIFICATION CENTER OF COLORADO AT 811 FOR UTILITY LOCATIONS AT LEAST 48 HOURS PRIOR TO EXCAVATING. CONTRACTOR SHALL COORDINATE WITH UTILITY COMPANY FOR ANY UTILITIES THAT NEED RELOCATING.
- TEMPORARY CONSTRUCTION EASEMENTS SHALL NOT BE CLEARED AND GRUBBED UNLESS IT IS REQUIRED IN ORDER TO CONSTRUCT THE ROADWAY SECTION. THE CONTRACTOR SHALL USE PARTICULAR CARE TO MINIMIZE DAMAGE TO PLANTINGS WITHIN THE PROPERTY.
- EX. STORM SEWER SHALL BE VERIFIED PRIOR TO CONSTRUCTION INCLUDING ALL EX. STORM, SEWER STRUCTURES, PIPE SIZES AND MATERIAL, AND INVERT ELEVATIONS.
- ALL INCIDENTAL ITEMS REQUIRED FOR CONNECTIONS INTO THE EX. STORM SEWER SHALL BE INCLUDED IN THE COST OF THE WORK.
- SEE REMOVAL AND RESET PLANS FOR ADDITIONAL INFORMATION.

**LEGEND**

- [Stippled Area] LIMITS OF CONCRETE SIDEWALK
- [Hatched Area] LIMITS OF TRUNCATED DOME



K:\112397-15\CADD\Hydraulics\Drawings\H112397-15\PLN02, 3/22/2016 12:02:02 PM, Kevin.Hock

Print Date: 3/22/2016 12:02:02 PM
File Name: H112397-15PLN02.dwg
Horizontal Scale: 1"=20' Vertical Scale: N/A
6300 South Syracuse Way, Suite 600 Centennial, CO 80111 Phone: 303.721.1440 Fax: 303.721.0832

Sheet Revisions			
Date	Comments	Initials	



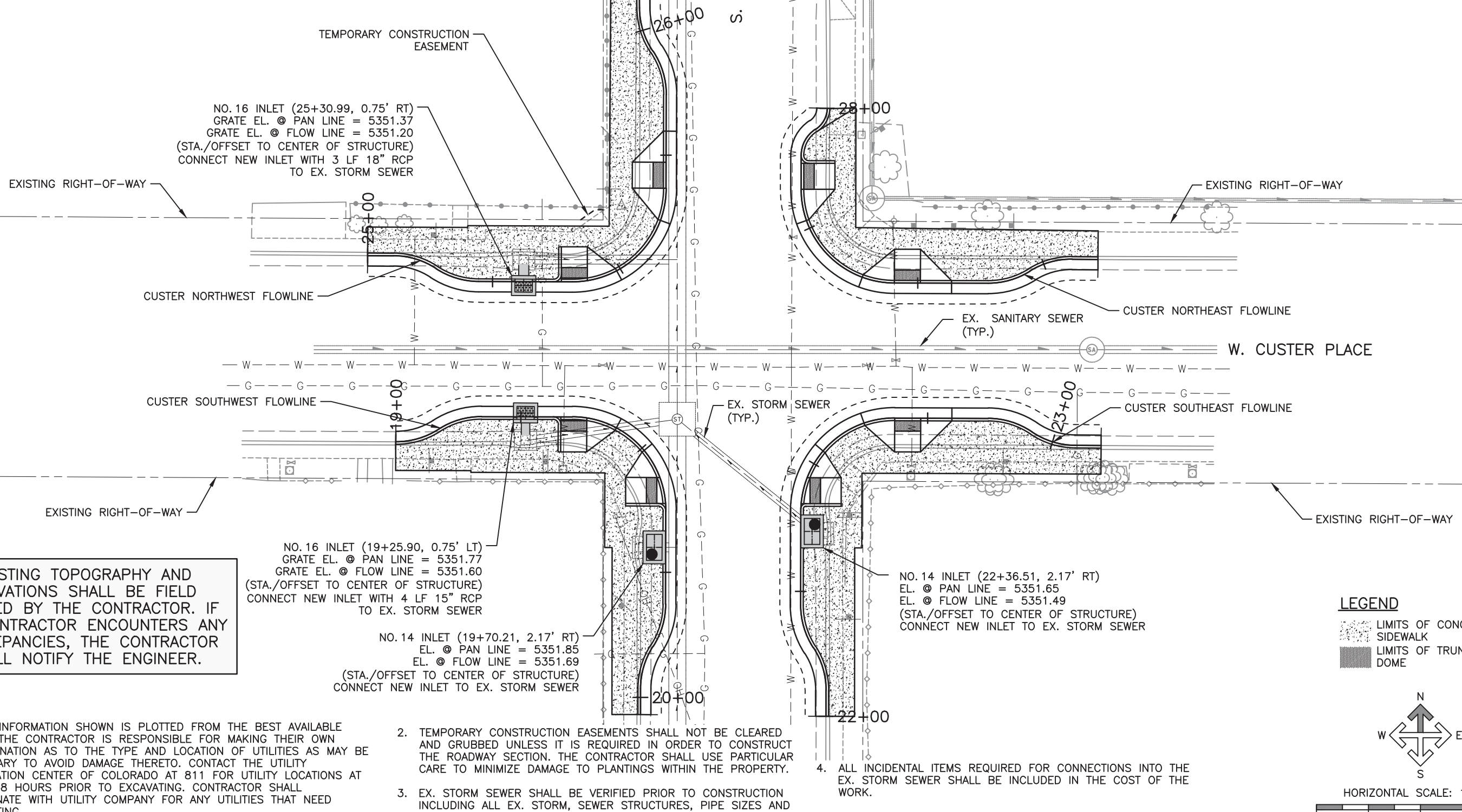
As Constructed	KNOX COURT NEIGHBORHOOD BIKEWAY		Project No./Code
No Revisions:	DRAINAGE PLAN		
Revised:	W. EXPOSITION AVENUE		—
Void:	Designer: LMG	Structure Numbers	—
	Detailer: LMG	Sheets: DP-1 of 3	Sheet Number 26





DRAINAGE QUANTITIES

KEY	CONTRACT ITEM	UNIT	QUANTITY
	CCD SINGLE NO. 16 INLET VALLEY (S-616V)	EA	2
	CCD SINGLE NO. 14 INLET (S-620V)	EA	2
	15" RCP	LF	4
	18" RCP	LF	3



EXISTING TOPOGRAPHY AND ELEVATIONS SHALL BE FIELD VERIFIED BY THE CONTRACTOR. IF THE CONTRACTOR ENCOUNTERS ANY DISCREPANCIES, THE CONTRACTOR SHALL NOTIFY THE ENGINEER.

NOTES:

- UTILITY INFORMATION SHOWN IS PLOTTED FROM THE BEST AVAILABLE DATA. THE CONTRACTOR IS RESPONSIBLE FOR MAKING THEIR OWN DETERMINATION AS TO THE TYPE AND LOCATION OF UTILITIES AS MAY BE NECESSARY TO AVOID DAMAGE THERETO. CONTACT THE UTILITY NOTIFICATION CENTER OF COLORADO AT 811 FOR UTILITY LOCATIONS AT LEAST 48 HOURS PRIOR TO EXCAVATING. CONTRACTOR SHALL COORDINATE WITH UTILITY COMPANY FOR ANY UTILITIES THAT NEED RELOCATING.
- TEMPORARY CONSTRUCTION EASEMENTS SHALL NOT BE CLEARED AND GRUBBED UNLESS IT IS REQUIRED IN ORDER TO CONSTRUCT THE ROADWAY SECTION. THE CONTRACTOR SHALL USE PARTICULAR CARE TO MINIMIZE DAMAGE TO PLANTINGS WITHIN THE PROPERTY.
- EX. STORM SEWER SHALL BE VERIFIED PRIOR TO CONSTRUCTION INCLUDING ALL EX. STORM, SEWER STRUCTURES, PIPE SIZES AND MATERIAL, AND INVERT ELEVATIONS.
- ALL INCIDENTAL ITEMS REQUIRED FOR CONNECTIONS INTO THE EX. STORM SEWER SHALL BE INCLUDED IN THE COST OF THE WORK.
- SEE REMOVAL AND RESET PLANS FOR ADDITIONAL INFORMATION.

**LEGEND**

- LIMITS OF CONCRETE SIDEWALK
- LIMITS OF TRUNCATED DOME

HORIZONTAL SCALE: 1"=20'

K:\112397-15\CADD\Hydraulics\Drawings\H112397-15\PLN03, 3/22/2016 12:02:25 PM, Kevin.Hock

Print Date: 3/22/2016 12:02:25 PM	Sheet Revisions				As Constructed	<b>KNOX COURT NEIGHBORHOOD BIKEWAY DRAINAGE PLAN W. CUSTER PLACE</b>	Project No./Code
File Name: H112397-15\PLN03.dwg	Date	Comments	Initials		No Revisions:		
Horizontal Scale: 1"=20' Vertical Scale: N/A				Revised:	Designer: LMG	Structure Numbers	-
6300 South Syracuse Way, Suite 600 Centennial, CO 80111 Phone: 303.721.1440 Fax: 303.721.0832				Void:	Detailer: LMG	Sheets: DP-2 of 3	Sheet Number 27

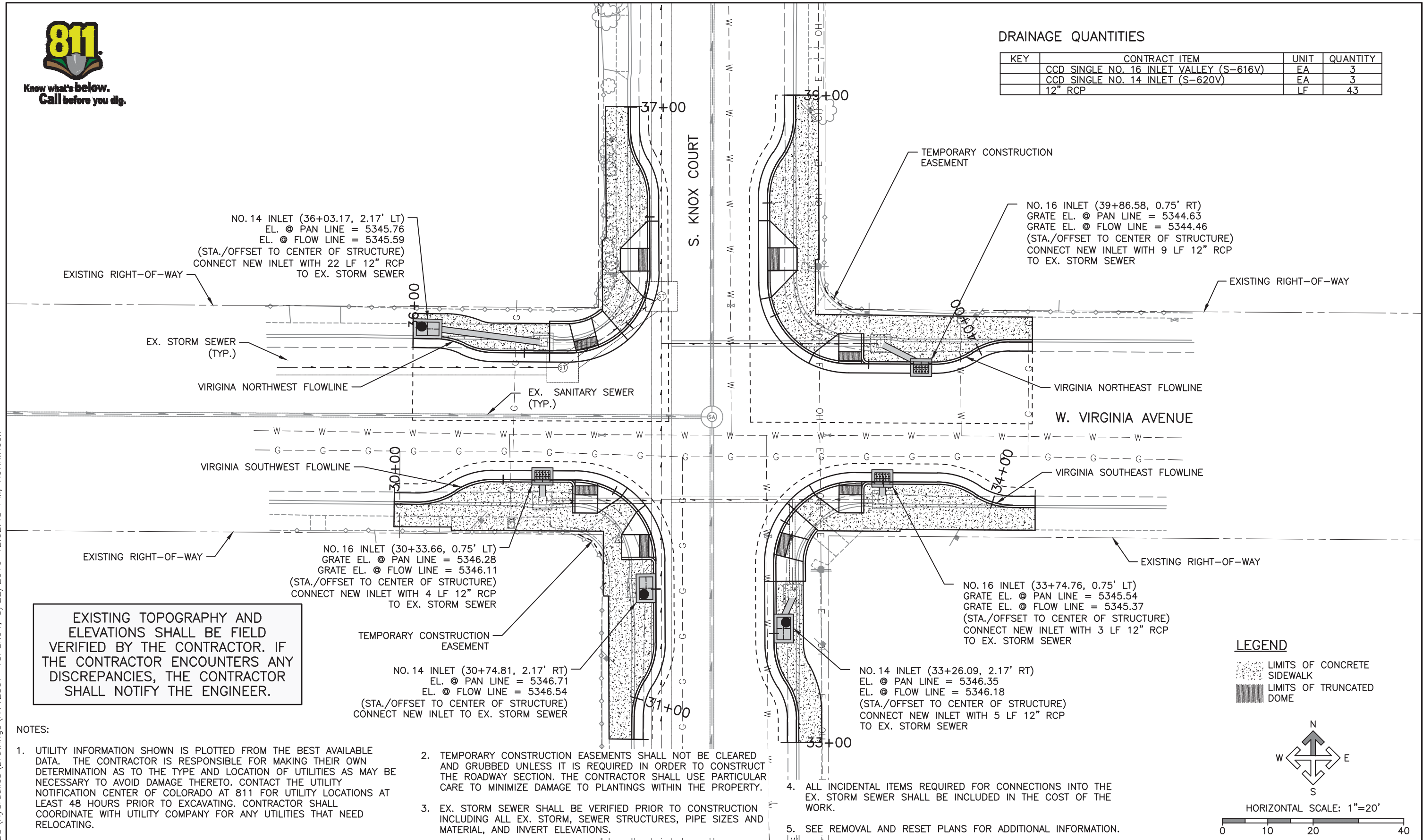




Know what's below.  
Call before you dig.

### DRAINAGE QUANTITIES

KEY	CONTRACT ITEM	UNIT	QUANTITY
	CCD SINGLE NO. 16 INLET VALLEY (S-616V)	EA	3
	CCD SINGLE NO. 14 INLET (S-620V)	EA	3
	12" RCP	LF	43



**LEGEND**

- [Stippled Area] LIMITS OF CONCRETE SIDEWALK
- [Hatched Area] LIMITS OF TRUNCATED DOME

**LEGEND**


HORIZONTAL SCALE: 1"=20'

0 10 20 40

K:\112397-15\CADD\Hydraulics\Drawings\H112397-15PLN04, 3/22/2016 12:02:48 PM, Kevin.Hock

Print Date: 3/22/2016 12:02:48 PM
File Name: H112397-15PLN04.dwg
Horizontal Scale: 1"=20' Vertical Scale: N/A
6300 South Syracuse Way, Suite 600 Centennial, CO 80111 Phone: 303.721.1440 Fax: 303.721.0832

Sheet Revisions			
Date	Comments	Initials	



As Constructed	KNOX COURT NEIGHBORHOOD BIKEWAY		Project No./Code
No Revisions:	DRAINAGE PLAN		
Revised:	Designer: LMG	Structure Numbers	—
Void:	Detailer: LMG	Sheets: DP-3 of 3	Sheet Number 28


CITY AND COUNTY OF DENVER  
DEPARTMENT OF PUBLIC WORKS

CONTRACT NO. 201626972  
PROJECT NAME: 2016 Enhanced Bicycle Construction Services Master On-Call

ADDENDUM NO. 2 TO CONTRACT DOCUMENTS

Bidders are hereby instructed that the bid opening date has been extended and a prequalification category has been added.

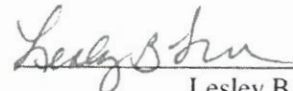
**BID OPENING DATE**

- The Bid Opening date for this project has been extended to **Thursday April 28, 2016**. It will be held at 201 W Colfax Denver, CO in room 6.G.7 at 11:00 a.m.

**PREQUALIFICATION CHANGES**

- A new prequalification category has been added, it is 1(F)2 Concrete.
- Both prequalification categories [1(A) General and 1(F)2 Concrete] have been lowered and set at the \$3,000,000.00 monetary level.

This **ADDENDUM** shall be attached to, become a part of, and be returned with the Bid Proposal.

  
\_\_\_\_\_  
Lesley B. Thomas  
City Engineer

4.5.16

\_\_\_\_\_  
Date

The undersigned bidder acknowledges receipt of this Addendum. The Proposal submitted herewith is in accordance with the stipulations set forth herein.

  
\_\_\_\_\_  
Contractor

ADDENDUM NO. 2

DATE: 4/28/16

CITY AND COUNTY OF DENVER  
STATE OF COLORADO



Department of Public Works  
Bid Documents Package  
Contract Number : 201626972



2016 Enhanced Bicycle Facility  
Construction Services Master On-Call

March 14, 2016



**CITY AND COUNTY OF DENVER  
DEPARTMENT OF PUBLIC WORKS  
ENGINEERING DIVISION**

**TABLE OF CONTENTS FOR CONTRACT DOCUMENTS**

<b>BID FORM AND SUBMITTAL PACKAGE</b>	<b><u>PAGE</u></b>
Bid Form and Submittal Package (bound separately and attached as part of these Bid Documents)	
Table of Contents	BF-1
Bidder's Checklist	BF-2 through BF-3
Bid Form and Submittal Package Acknowledgment Form	BF-4 through BF-5
Bid Form	BF-6 through BF-8
List of Proposed Minority and Woman Business Enterprise(s)	BF-9 through BF-12
Commitment to Minority and Woman Business Enterprise Participation	BF-13
Minority and Woman Business Enterprise Letter(s) of Intent	BF-14
Joint Venture Affidavit	BF-16
Joint Venture Eligibility Form	BF-17 through BF-19
Bid Bond	BF-20
Diversity and Inclusiveness in City Solicitations Form	BF-21 through BF-24
 <b><u>BID DOCUMENTS</u></b>	
Table of Contents	BDP-1
Statement of Quantities	SQ-1 through SQ-6
Notice of Invitation for Bids	BDP-2 through BDP-3
Instructions to Bidders	BDP-4 through BDP-14
Equal Employment Opportunity Provisions	BDP-15 through BDP-25
Appendix A	
Appendix F	
Contract Form	BDP-26 through BDP-32
Index of the General Contract Conditions	BDP-33 through BDP-37
Special Contract Conditions	BDP-38 through BDP-52
Final/Partial Release and Certificate of Payment Forms (Samples)	BDP- 41 through BDP-42
Performance and Payment Bond Form	BDP-53 through BDP-54
Performance and Payment Bond Surety Authorization letter (Sample)	BDP – 55
Notice to Apparent Low Bidder (Sample)	BDP-56 through BDP-57
Notice To Proceed (Sample)	BDP-58
Final Receipt (Sample)	BDP-59
 <b>On-Call Specific Contract Forms</b>	
1. Change Rider	1 page
2. Proposal Request	1 page
3. Proposal Request Pricing Worksheet	1 page
4. Unit Price Sheets for Proposal Request	1 page
5. Contractor Worksheet for Proposal Requests	1 page
6. Work Order	2 pages
7. Work Order Change	2 pages
Prevailing Wage Rate Schedule	8 pages
Index to Technical Specifications	TS-i through TS-iii
Technical Specifications	TS- 1 through TS-89



**CITY AND COUNTY OF DENVER  
DEPARTMENT OF PUBLIC WORKS  
201626972**

**2016 Enhanced Bicycle Facility Construction Services Master On-Call  
STATEMENT OF QUANTITIES**

<b>Item No.</b>	<b>Description</b>	<b>Estimated Quantity</b>	
202-00001	Removal of Structure	20	EA
202-00019	Removal of Inlet	20	EA
202-00195	Removal of Median cover	30	SY
202-00200	Removal of Sidewalk	8,000	SY
202-00201	Removal of Curb Head	200	LF
202-00203	Removal of Curb & Gutter	15,000	LF
202-00204	Removal of Combination Curb, Gutter & Walk	5,000	LF
202-00206	Removal of Concrete Curb Ramp	5,000	SY
202-00210	Removal of Concrete Pavement	10,000	SY
202-00220	Removal of Asphalt Mat	6,000	SY
202-00250	Removal of Pavement Markings- Decorative	25,000	SF
202-00251	Removal of Pavement Markings- Long Line	50,000	SF
202-00252	Removal of Pavement Markings- W/S	10,000	SF
202-00810	Removal of Ground Sign	1,200	EA
202-00811	Removal of Parking Meter Post	500	EA
202-00821	Removal of Sign Panel	2,000	EA
202-00827	Removal of Pull Box	200	EA
203-00100	Muck Excavation	2,000	CY
203-01597	Potholing	160	HR



**CITY AND COUNTY OF DENVER  
DEPARTMENT OF PUBLIC WORKS  
201626972**

**2016 Enhanced Bicycle Facility Construction Services Master On-Call  
STATEMENT OF QUANTITIES**

<u>Item No.</u>	<u>Description</u>	<u>Estimated Quantity</u>	
203-02330	3-man Labor Crew	85	HR
207-00205	Topsoil	100	CY
208-00050	Storm Drain Inlet Protection	300	EA
210-00810	Reset Ground Sign	100	EA
210-04010	Adjust Manhole/Meter/Valve	75	EA
210-04020	Reset Inlet Grate, Frame & Adjustable Curb Box (New Casting)	150	EA
212-00050	Sodding	3,000	SF
212-01200	Landscape Restoration	3,000	SF
304-06000	Aggregate Base Course	5,000	Ton
403-00720	HBP Patch	2,000	Ton
412-00600	6 Inch Concrete Pavement	7,500	SY
412-00800	8 Inch Concrete Pavement	1,800	SY
601-01000	Concrete Class B (Bus Islands and Traffic Circles)	250	CY
603-01150	15 Inch Reinforced Concrete Pipe (CIP)	150	LF
603-01180	18 Inch Reinforced Concrete Pipe (CIP)	80	LF
604-16050	Type 14 Curb Inlet (6 Foot)	5	EA
604-16050	Type 14 Curb Inlet (9 Foot)	5	EA
604-16050	Type 16 Curb Inlet (Single)(4 Foot 8 Inches)	15	EA





**CITY AND COUNTY OF DENVER  
DEPARTMENT OF PUBLIC WORKS  
201626972**

**2016 Enhanced Bicycle Facility Construction Services Master On-Call  
STATEMENT OF QUANTITIES**

<b>Item No.</b>	<b>Description</b>	<b>Estimated Quantity</b>	
604-16050	Type 16 Curb Inlet (Single)(8 Foot 5 Inches)	8	EA
604-30005	4 Foot DIA Manhole Slab Base (5 Foot)	20	EA
604-39010	4 Foot DIA Manhole Slab Base (10 Foot)	8	EA
608-00000	Concrete Sidewalk (6 Inch)	4,000	SY
608-00005	Concrete Sidewalk (Special)	1,200	SY
608-00010	Concrete Curb Ramp	1,500	SY
609	Intersection Valley Pan (8 Foot)(10 Inches)	120	LF
609-20100	Variable Height Curb Head W/Reinforcement	400	LF
609-21020	Curb & Gutter Type II, Section 2B	7,000	LF
609-21023	Curb & Gutter Type IIB (9 Inch) Curbhead	2,000	LF
609-22021	Combination Curb, Gutter & Sidewalk (2 Foot - 8 Inch)	1,200	LF
609-22025	Combination Curb, Gutter & Sidewalk (3 Foot - 11 Inch)	1,200	LF
610-00024	Median cover Material (4 Inch Concrete)(#67 or #57 Aggregate)	1,500	SF
613-07000	Reset Pull Box	100	EA
613-07000	Pull Box (Special)	16	EA
614-00011	Sign Panel (Class I)	6,500	SF
614-00012	Sign Panel (Class II)	700	SF
614-00013	Sign Panel (Class III)	700	SF



**CITY AND COUNTY OF DENVER  
DEPARTMENT OF PUBLIC WORKS  
201626972**

**2016 Enhanced Bicycle Facility Construction Services Master On-Call  
STATEMENT OF QUANTITIES**

<b>Item No.</b>	<b>Description</b>	<b>Estimated Quantity</b>	
614-00216	Steel Sign Post (2x2 Inch Tubing)	4,000	LF
614-00042	Core and Install Parking Meter Post - Single (Post Provided)	160	EA
614-00043	Core and Install Parking Meter Post - Double (Post Provided)	160	EA
614-00044	Core for Bicycle Rack Installation	35	EA
622-00010	Bicycle Rack Concrete Mount (Install Only)	40	EA
622-00012	Bicycle Rack- Brick Paver Mount (Install Only)	40	EA
622-00014	Bicycle Corral- Concrete Mount (Install Only)	8	EA
622-00016	Bicycle Corral- Asphalt Mount (Install Only)	8	EA
623-00204	Sprinkler system-Adjust Sprinkler	300	EA
623-00204	Sprinkler system-New Sprinkler Head	200	EA
623-00505	Sprinkler System-Irrigation Reconstruction	800	LF
627-00002	Thermoplastic Pavement Marking	3,000	SF
627-00005	Expoxy Pavement Marking	795	GAL
627-00011	Waterbourne Paint Marking	500	GAL
627-00035	Raised Pavement Marker with Flexible Posts and Curb (Concrete Installation)	85	EA
627-00036	Raised Pavement Marker with Flexible Post (Concrete Installation)	110	EA



**CITY AND COUNTY OF DENVER  
DEPARTMENT OF PUBLIC WORKS  
201626972**

**2016 Enhanced Bicycle Facility Construction Services Master On-Call  
STATEMENT OF QUANTITIES**

<u>Item No.</u>	<u>Description</u>	<u>Estimated Quantity</u>	
627-00037	Raised Pavement Marker with Flexible Posts and Curb (Asphalt Installation)	300	EA
627-00038	Raised Pavement Marker with Flexible Post (Asphalt Installation)	150	EA
627-00039	Flush Mount Flexible Posts (Asphalt Installation)	200	EA
627-00040	Flush Mount Flexible Posts (Concrete Installation)	90	EA
627-00070	Preformed Thermoplastic Pavement Marking (Long-Line/Dashes)(90 Mil)	10,000	SF
627-02010	Preformed Plastic Pavement Marking (Type 2)(In Laid)	20,000	SF
627-30405	Preformed Thermoplastic Pavement Marking (Words/Symbols)(90 Mil)	1,500	SF
627-30405	Preformed Thermoplastic Pavement Marking Bike Symbol (Words/Symbols)(90 Mil)	7,500	SF
627-30407	Preformed Thermoplastic Pavement Marking (Decorative)(90 Mil)	10,000	SF
627-30407	Preformed Thermoplastic Pavement Marking (Decorative)(90 Mil)	10,000	SF
627-304XX	Preformed Thermoplastic Pavement Marking (Decorative)(125 Mil)	3,000	SF
627-30410	Preformed Thermoplastic Pavement Marking (X-Walk/Stop Line) (90 Mil)	2,750	SF
627-30412	Preformed Thermoplastic Pavement Marking Adhesive (Concrete Surface)(Manufacturer Recommended)	20,000	SF
629-01065	Survey Monument	50	EA
630-00003	Uniform Traffic Control	15	HOURL





**CITY AND COUNTY OF DENVER  
DEPARTMENT OF PUBLIC WORKS  
201626972**

**2016 Enhanced Bicycle Facility Construction Services Master On-Call  
STATEMENT OF QUANTITIES**

<b>Item No.</b>	<b>Description</b>	<b>Estimated Quantity</b>	
630-00012	Traffic Control Management	70	DAY
630-80335	Type III Barricade	4	EA
630-80339	Type I Barricade	250	EA
630-80341	Construction Traffic Sign (Panel Size A)	500	EA
630-80344	Construction Traffic Sign (Panel Size B)	650	EA
630-80358	Advance Warning Flashing or Sequence Arrow Panel	80	DAY
630-80359	Portable Message Sign Panel	22	DAY
630-80360	Drum Channelizing Device	3,800	EA
630-80363	Drum Channelizing Device (With Light)(Flashing)	520	EA
630-80380	Traffic Cone	1,000	EA
630-85040	Impact Attenuator (Truck Mounted)	70	DAY
<b>Allowances</b>			
A/W 01	Construction Surveying	1	AL
A/W 02	Mobilization (Percent of Task Order Construction Bid Items)	1	AL

**CITY AND COUNTY OF DENVER  
DEPARTMENT OF PUBLIC WORKS  
ENGINEERING DIVISION**

**NOTICE FOR INVITATION FOR BIDS  
FOR CONTRACT NO. 201626972**

**2016 ENHANCED BICYCLE FACILITY CONSTRUCTION SERVICES MASTER ON-CALL**

**BID SCHEDULE:  
11:00 a.m., Local Time  
APRIL 07, 2016**

Sealed bids will be received in Room 6.G.7, 201 West Colfax Ave., Denver, CO 80202, beginning at 10:30 a.m., no later than 11:00 a.m., on bid day. All properly delivered bids will then be publicly opened and read aloud.

Bids submitted prior to 10:30 a.m. on the specified bid opening date/time shall be presented at the Office of Contract Administration, Attention: Public Works Contract Administration, 201 West Colfax Avenue, Department 614, Denver, Colorado 80202.

Prior to submitting a bid, the bidder shall consult the Contractor's Bulletin Board located at 201 W. Colfax, 2<sup>nd</sup> Floor, Denver, Colorado, 80202 and/or [www.work4denver.com](http://www.work4denver.com).

**GENERAL STATEMENT OF WORK:**

Project includes installation of protected bicycle lane and neighborhood bikeway facilities. Components of these facilities include curb and drainage reconfiguration, pavement markings, bicycle loop and rack parking and signage.

**ESTIMATED CONSTRUCTION COST:**

The estimated cost of construction for this project is between \$4,750,000.00 and \$5,250,000.00.

**TEXTURA CONSTRUCTION PAYMENT MANAGEMENT:**

Bidders are required, when preparing a bid, to agree that it shall use the Textura® Construction Payment Management System (CPM System) for this Project and recognizes that all fees associated with the CPM System are to be paid by the awarded Contractor for billings for work performed. Use the pricing scale provided in Instructions to Bidders to price the Textura service appropriately. For details on the company and service contact the Textura® Corporation 866-TEXTURA or [www.texturacorp.com](http://www.texturacorp.com).

**DOCUMENTS AND BID INFORMATION AVAILABLE:**

Contract Documents complete with Technical Specifications and construction drawings, if applicable will be available on the first day of publication at: [www.work4denver.com](http://www.work4denver.com) to download digital Contract Documents at a cost of \$10.00 per download (eBid Document Number #4332090). Contact QuestCDN.com at 952-233-1632 or [info@questcdn.com](mailto:info@questcdn.com) for assistance.

**PRE-BID CONFERENCE:**

A pre-bid conference will be held for this Project at 9:00 a.m., local time, on March 24, 2016. This meeting will take place at 201 W Colfax, Room 4.I.5, Denver, CO 80202.

**DEADLINE TO SUBMIT QUESTIONS:** March 31, 2016 by 2:00 p.m. local time.

**PREQUALIFICATION REQUIREMENTS:**

Each bidder must be prequalified in category **1(A) General** in the **\$6,000,000.00** monetary level in accordance with the City's Rules and Regulations Governing Prequalification of Contractors. Each bidder must have submitted a prequalification application a minimum of ten (10) calendar days prior to the bid opening date. Applications must be submitted to the Department of Public Works, Prequalification Section, 201 West Colfax Avenue, Department 506, Denver, Colorado 80202. To view the Rules and Regulations and to obtain a prequalification application, please visit our website at <https://www.denvergov.org/content/denvergov/en/denver-department-of-public-works/rules-and-regulations/prequalification-of-contractors-rules-regs-18.html> or call 720-865-2539 for prequalification information ONLY.

**MINORITY AND WOMAN BUSINESS ENTERPRISE PARTICIPATION:**

Construction, reconstruction and remodeling contracts made and entered into by the City and County of Denver are subject to Article III, Divisions 1 and 3 of Chapter 28 of the Denver Revised Municipal Code, (Sections 28-31 to 28-36 and 28-52 to 28-90 D.R.M.C) and all Minority and Woman Business Enterprise and Equal Employment Opportunity Rules and Regulations adopted by the Director of the Division of Small Business Opportunity.

Article III, Division 3 of Chapter 28 of the D.R.M.C. directs the Director of the Division of Small Business Opportunity to establish a project goal for expenditures on construction, reconstruction, and remodeling work contracted by the City and County of Denver. The specific goal for this project is:

**8% Minority and Woman Business Enterprise (M/WBE) Participation**

Project goals must be met with certified participants as set forth in Section 28-60, D.R.M.C. or through the demonstration of a sufficient good faith effort under Section 28-62 D.R.M.C. For compliance with good faith requirements under Section 28-62(b), **the M/WBE percentage solicitation level required for this project is 100%.**

The Director of the Division of Small Business Opportunity urges all participants in City construction, reconstruction and remodeling projects to assist in achieving these goals.

**MISCELLANEOUS:**

Contracts for construction, reconstruction, and remodeling are subject to the City prevailing wage rate requirements established pursuant to Section 20-76, D.R.M.C.

As its best interest may appear, the Manager of Public Works reserves the right to reject any or all bids and to waive informalities in bids.

Publication Dates:        March 14, 15, 16, 2016  
Published In:                The Daily Journal

A modified version of this Notice of Invitation for Bids and the project's Statement of Quantities is available on the City and County of Denver's website at: [www.work4denver.com](http://www.work4denver.com).



**CITY AND COUNTY OF DENVER  
DEPARTMENT OF PUBLIC WORKS  
ENGINEERING DIVISION**

**INSTRUCTIONS TO BIDDERS**

**IB-1 INSTRUCTION TO BIDDERS**

These Instructions to Bidders are a part of the Contract Documents and are intended to serve as a guide to bidders. They are general in nature and may be amended or supplemented as needed to support any one specific invitation to bid. Each bidder shall prepare its bid in strict compliance with all requirements of the Contract Documents and by careful application of these instructions.

**IB-2 BIDDING**

The copy of the Contract Documents contains the Bid Form and Submittal Package for this Project which must be used to submit a bid hereunder. The bidder must fully complete, execute and submit this Bid Form and Submittal Package, along with any other specified components of the Contract Documents, as its bid for the referenced Project.

A bidder is not required to submit as part of its bid the entire set of Contract Documents distributed by the City pursuant to the Notice of Invitation for Bids, if the bidder executes and submits the Bidder Acknowledgment Form included with the Bid Form and Submittal Package as part of its bid. However, each bidder, by submitting its bid, shall be conclusively presumed to have received and reviewed all of the information contained in the Contract Documents as this term is further defined herein.

Each bid must be enclosed in a sealed envelope, must be addressed to the Manager and must show on the face of the envelope the full name of the bidder, the City Project Number, and descriptive title of the Project for which the bid is made.

The advertisement for Notice of Invitation for Bids will identify where and when the bid must be delivered.

**IB-3 CONTRACT DOCUMENTS AS PUBLISHED BY CITY**

Each bidder shall be responsible for, and shall be deemed to have received, all the information contained in the Contract Documents as distributed by the City pursuant to the Notice of Invitation for Bids, including addenda, whether or not such bidder has reviewed all or part of the Contract Documents in either its hard copy form or in any other format. If organizations or companies other than the City or its design professional distribute the City's Contract Documents for review by prospective bidders, whether in hard copy or via electronic or other media, neither the City nor its design professional shall be responsible for the content, completeness or accuracy of any information distributed or transmitted by any such organization or company.

**IB-4 COMPLETING AND SIGNING THE BID FORMS**

The bidder must complete the Bid Form by legibly writing or printing in ink, in words and figures as required, all the bidder's prices offered for the Work to be performed. All blank spaces, which require a response of the bidder, must be properly completed in full. If in the process of evaluating a bid, words and figures, as written on the Bid Form by the bidder, do not agree, the written words will govern.

This Bid Form requires unit price bids for representative work items listed. The bidder shall write in the Bid Form spaces provided a unit price for each work item for which a quantity is given and shall also write the product of each unit price and the quantity specified in the "Amount" or "Total" space provided. Upon completion of all spaces provided for the listed work items, the bidder shall total all of the work item "Amounts" provided by the bidder and write that total, in words and figures, in each space provided on the Bid Form.

Each bidder must sign the Bid Form and give the bidder's current business address. If an individual, the signature must be of the individual offering the bid; if a partnership, the signature must be that of a general partner; and if a corporation, both the president and the secretary must sign and the seal of the corporation must be affixed. Signatures of other persons may be acceptable if the bid contains sufficient evidence, satisfactory to the City in its sole discretion, to indicate that the other persons are authorized to bind the bidder.

**IB-5 UNACCEPTABLE BIDS**

The City will not accept bids from Bidders not prequalified with the Department of Public Works (if prequalification is required for this project), in arrears to the City upon debt or contract, or which are defaulters (as surety or otherwise) upon any obligation to the City.

**IB-6 INFORMAL AND UNBALANCED BIDS**

Any alteration, interlineation, erasure, omission, deletion or addition by the bidder to the Bid Form and Submittal Package or other parts of the Contract Documents submitted with the Bid Form and Submittal Package, as originally issued to the bidder, shall render the accompanying bid informal and may constitute cause for rejection.

Any unauthorized addition, conditional or alternate bids, failure to provide a unit price, lump sum amount or authorized alternate item specified or other irregularities of any kind which tend to render the bid incomplete, indefinite or ambiguous shall render the bid informal and may constitute cause for rejection.

Bids for any work item that are deemed unbalanced or unreasonable so as to disproportionate to reasonable approximations or estimates of the work item or items that do not reasonably carry its own proportion of cost or that contain inadequate or unreasonable prices for any item may be rejected. Bids which have not acknowledged all addenda to the Contract Documents issued for this bid may also be rejected.

The right is reserved by the City to reject any or all bids and to waive any informalities where it is deemed by the City to be in the best interests of the City to do so.

**IB-7 ONLY ONE BID ACCEPTED**

The City will accept only one bid for the same work from any one bidder. This includes bids that may be submitted under different names by one business enterprise.

**IB-8 BID GUARANTEE**

As a guarantee of good faith on the part of the bidder, each bid must be accompanied by a bid guarantee, consisting of either a certified or cashier's check made payable without condition to the order of the City and County of Denver or a bid bond written by an approved corporate surety in favor of the City and County of Denver. If the bid of a bidder is acceptable and the bidder is notified by the Manager that it is considered to be the Apparent Low Bidder and said bidder fails to execute a contract in the form prescribed or to furnish a performance and payment bond with a legally responsible and approved surety or to furnish the required evidence of insurance or satisfy all conditions precedent to contract execution within five (5) days after such notice is made by the City, said bid guarantee shall be forfeited to the City as liquidated damages and not as a penalty.

The bid guarantee shall be in the amount of five percent (5%) of the total bid unless otherwise specified in the Notice of Invitation for Bids and on the form appearing in the Contract Documents in the Bid Form and Submittal Package. Failure to submit a proper bid guarantee, satisfying all of the requirements specified herein and on the form provided herein shall render the bid nonresponsive and may constitute cause for rejection.

Following award and execution of the Contract by the Apparent Low Bidder, or earlier in the sole discretion of the City, bid guarantees of all but the Apparent Low Bidder will be returned. When the Apparent Low Bidder executes the Contract and delivers to the City satisfactory performance and payment bonds, required insurance documentation, and has satisfied all conditions precedent to contract execution by the City, and after approval, if any, by the Council of the City of the proposed Contract with the Apparent Low Bidder, the bid guarantee of the Apparent Low Bidder shall be returned. Such return shall be made within one hundred twenty (120) days from date bids are opened unless otherwise specified in the Special Contract Conditions.

**IB-9 NOT USED**

**IB-10 INCONSISTENCIES**

Any seeming inconsistencies or ambiguities between different provisions of the Contract Documents or any point which the bidder believes requires a decision or interpretation by the City must be inquired into by the bidder by addressing a formal written communication to the Manager of Public Works and sending or delivering it to the offices of the Division of Public Works advertising this Project for bid at least forty-eight (48) hours, excluding Saturdays, Sundays, and holidays, before the time set for the opening of bids

Information about the decision or interpretation made in response to any inquiry will be posted on the Contractor's Bulletin Board (refer to IB-12 CONTRACTOR'S BULLETIN BOARD, for the location of the Contractor's Bulletin Board). If the matter raised requires, in the sole discretion of the Manager, that an addendum to the bid documents be issued, such addendum will be published and each bidder shall be required to acknowledge the addendum by signing and identifying it in the Bid Form when submitting the bid.

After bids are opened, all bidders must abide by the formal response of the Manager, as to any interpretation. The City shall not be bound and the bidder shall not rely on any oral communication, interpretation clarification or determination of the Contract Documents prior to bid opening.

**IB-11 WITHDRAWAL OF BID**

A bidder may withdraw its bid at any time prior to the time for receipt of bids set forth in the Notice of Invitation for Bids by making written request upon the Manager of Public Works. After such time, no bid may be withdrawn or modified.

Such request must be signed by the persons authorized to bind the bidder as defined in IB-3, COMPLETING AND SIGNING BID FORMS.

**IB-12 CONTRACTOR'S BULLETIN BOARD**

It shall be conclusively presumed that the bidder has, before submitting any bid, read and shall take full responsibility for all addenda, posted decisions, and other information relevant to the bid posted by the City on the Contractor's Bulletin Board. The Contractor's Bulletin Board is located on the 2nd floor at 201 W. Colfax Avenue, Denver, CO 80202.

**IB-13 PRE-BID MEETING**

Bidders are urged to attend the pre-bid meeting(s) scheduled for this Project. Attendance is not mandatory; however, bidders will be held responsible for all information presented at such meeting(s).

**IB-14 ADDENDA**

As its best interests may require, the City may issue addenda to the Contract Documents. Such addenda shall be posted on the Contractor's Bulletin Board and made available to all persons having purchased a set of Contract Documents as set forth in the Notice of Invitation for Bids contained herein. All bidders must acknowledge receipt of all addenda on the Bid Form at the time of submission of the bid.

**IB-15 BID OPENING**

Bidders are invited to be present at the bid opening. Unless otherwise suspended, delayed or canceled by posted notice from the Manager, bid opening will occur at the time and place designated in the Notice of Invitation for Bid.

**IB-16 EVALUATION OF BIDS AND BASIS OF BID SELECTION**

Bids will be evaluated after being read in open meeting at the place designated for such bid opening. The low bidders' bids will be reviewed for responsiveness to the requirements of Bid Documents and whether or not the bids contain irregularities which could give any bidder an unfair advantage.

Contract award will be made on the basis of the lowest, total, responsive, qualified bid, which bid shall include the total of all work items listed on the Bid Form. Bid selection will be subject to all requirements and special bidder qualifications contained herein and subject to approval of such resulting Contract in accordance with the Charter and Revised Municipal Code of the City and County of Denver. In addition to all other specified requirements, the City will correct arithmetical errors in all bids and corrected totals only will be considered as the basis of selection.

Upon concluding that the bid is, in fact, the lowest, total, responsive bid to the bidding conditions and that of a responsible, qualified bidder, the City will notify the Apparent Low Bidder.

As its best interests may appear, the City and County of Denver reserves the right to waive informalities in bids, to reject any and all bids and to rebid the Project.

**IB-17 NOTICE TO APPARENT LOW BIDDER**



The Notice to Apparent Low Bidder, a form of which is included in the Contract Special Conditions Section of the Contract Documents, is issued by the City directly to the selected bidder and informs the bidder that the Manager intends to seek approval of the execution of the Contract by the City in accordance with the Charter and Revised Municipal Code of the City and County of Denver. Specifically, it informs the bidder of its obligations with respect to execution of the Contract and instructs the bidder on how to proceed toward execution of the Contract. The City reserves the right to notify the Apparent Low Bidder, at any time within one hundred twenty (120) days from the date of the opening of the bids, that approval to contract with the Apparent Low Bidder shall be sought in accordance with the Charter and Revised Municipal Code of the City and County of Denver.

In accordance with the terms and conditions contained in the Bid Form and Submittal Package and any additional requirements set forth in the Notice to Apparent Low Bidder or elsewhere in the Contract Documents, the Apparent Low Bidder shall execute the Contract Form contained in the Contract Documents made available by the City for execution in the appropriate number of counterparts. The Apparent Low Bidder shall return the fully executed Contract Document sets, along with any supplemental documents required herein, to the City and shall comply with all other conditions precedent to Contract execution within five (5) days of the date of issuance of the Notice to Apparent Low Bidder by the City. Failure to comply with each of these requirements within five (5) days of the date of issuance of the Notice to Apparent Low Bidder by the City shall render the bid nonresponsive and may constitute cause for rejection.

Issuance of such Notice shall not, however, constitute a commitment on the part of the City or create any rights in the Apparent Low Bidder to any contract with the City.

#### **IB-18 EXECUTION OF CONTRACT**

The process of executing a contract requires action by both the apparent low bidder and the City. After it notifies the Apparent Low Bidder, the City will prepare the Contract Documents by incorporating all of the documents submitted by the Apparent Low Bidder into one or more executable copies. Upon notification that the contract documents are ready for execution the Apparent Low Bidder shall execute the contract documents. At this time, the successful bidder shall also provide certain supplemental documents for incorporation into the Contract Documents. These supplemental documents shall include: the properly executed Certificate of Insurance Forms evidencing the apparent low bidder's satisfactory compliance with the insurance requirements set forth in the Contract Documents; a properly executed Payment and Performance Bond Form and appropriate Power of Attorney evidencing the Apparent Low Bidder's satisfactory compliance with the bonding requirements set forth in the Contract Documents; and documentation of compliance with any other conditions precedent to execution of the Contract by the City set forth in the Contract Documents. The insurance and bond forms contained in the Contract Special Conditions Section of the Contract Documents must be used in satisfying these supplemental document requirements.

These documents are then delivered to the City within the prescribed time period for examination of the documents to determine whether or not the Contractor has correctly executed the Contract and has correctly provided the required supplemental documents and that these documents are satisfactorily and properly completed. From here, all of the documents are forwarded to the City Attorney who will, if the insurance and bonding offered is acceptable and if all other elements of the Contract Documents are in order, recommend that the Manager and the Mayor approve the documents and, when required by the City Charter, prepare an ordinance for submittal to City Council authorizing the execution of the Contract. The City Attorney shall in all applicable instances submit the proposed contract and ordinance to City Council. After City Council approval, the Contract shall be reviewed by the City Attorney and routed for execution by the Mayor, the Clerk for attestation and the Auditor for countersignature and registration. When the total process of contract execution is complete, a Notice to Proceed will be issued and a single executed copy of the Contract will be delivered to the Contractor. Any work performed or materials purchased prior to the issuance of Notice to Proceed is at the Contractor's risk.

#### **IB-19 BONDING REQUIREMENTS**

In accordance with the provisions of General Contract Conditions, Title 15, PERFORMANCE AND PAYMENT BONDS, the minimum bonding requirements for this Contract are set forth in the form **CITY AND COUNTY OF DENVER PERFORMANCE AND PAYMENT BOND** contained in the Special Conditions Section of the Contract Documents. Upon receipt of Notice to Apparent Low Bidder, the apparent low bidder must cause this form bond to be purchased, executed and furnished, along with appropriate Powers of Attorney and a surety authorization letter (in form similar to the one attached), to the City.

## **IB-20 INSURANCE REQUIREMENTS**

The minimum insurance requirements for this Contract are set forth in the Special Conditions Section of the Contract Documents. Bidders are urged to consider, in preparing a bid hereunder, that each condition, requirement or specification set forth in the form certificate must be complied with by the Contractor and all subcontractors performing Work on the Project, unless such requirements are specifically accepted in writing by the City's Risk Management Office. The Contractor must either include all subcontractors performing work hereunder as insureds under each required policy or furnish a separate certificate for each subcontractor. In either case, the Contractor shall insure that each subcontractor complies with all of the coverage requirements.

## **IB-21 PERMITS AND LICENSES**

All permits, licenses and approvals required in the prosecution of the work shall be obtained and paid for by the Contractor.

## **IB-22 WAGE RATE REQUIREMENTS**

In preparing any bid hereunder, the Contractor must comply with and should carefully consider all requirements and conditions of the City's Payment of Prevailing Wages Ordinance, Sections 20-76 through 20-79, D.R.M.C. and any determinations made by the City pursuant thereto.

At the time of the preparation of the Contract Documents, the then-current prevailing wage rates applicable to this Project shall be bound within the Contract Documents made available to potential bidders for the Project. If, more than ten (10) days prior to the actual date of bid opening, the Career Service Board determines that prevailing wages rates different from those bound in the Contract Documents are applicable to one or more of the various classes of laborers, mechanics and workers encompassed by this Project, such different prevailing wage rates shall be provided in an addendum. If different prevailing wage rates are determined by the Career Service Board ten (10) or less days prior to the actual date of bid opening, the City will determine on a case by case basis in its sole discretion whether such different prevailing wage rates are to be included in an addendum. In conjunction with such determination, the City may elect, in its sole discretion, to postpone the date of bid opening on the Project. In any event, the bidder will be held, at the actual date of bid opening, to those prevailing wage rates incorporated into the Contract Documents and as modified by any such addenda.

These prevailing wage rates shall be considered the **minimum** City prevailing wage rates to be paid by all contractors or subcontractors for a period not to exceed one (1) year from the date of the Contract. Increases in prevailing wages subsequent to the date of the Contract for a period not to exceed one (1) year shall not be mandatory on either the contractor or subcontractors. Future increases in prevailing wages on contracts whose period of performance exceeds one (1) year shall be mandatory for the contractor and subcontractors only on the yearly anniversary date of the Contract. The **minimum** City prevailing wage rate for any such subsequent yearly period or portion thereof shall be the wage rates in effect on the yearly anniversary date of the contract which begins such subsequent period. In no event shall any increases in prevailing wages over the amounts thereof as stated in such Technical Specifications and addenda thereto result in any increased liability on the part of the City and the possibility and risk of any such increase is assumed by all contractors entering into any such contract with the City. Decreases in prevailing wages subsequent to the date of the contract for a period not to exceed one year (1) shall not be permitted. Decreases in prevailing wages on contracts whose period of performance exceeds one (1) year shall not be effective except on the yearly anniversary date of the contract.

## **IB-23 TAX REQUIREMENTS**

General. Bidders are referred to the General Contract Condition 323, TAXES, as to taxes to which they may be subject in performing the Work under this Contract, including but not limited to sales and use taxes and the Denver Occupational Privilege Tax. The following instructions are to be considered along with the General Contract Conditions and not in lieu of them.

Sales and Use Tax. Construction and building materials sold to contractors and subcontractors for use on structures, roads, streets, highways, and other public works owned by the City and County of Denver are exempt from state, RTD, and Cultural Facilities District sales and use taxes. However, such materials will be subject to sales and use taxes imposed by the City and County of Denver.

It is the responsibility of the Contractor and its subcontractors to apply to the Colorado Department of Revenue ("CDOR") for a certificate, or certificates, of exemption indicating that their purchase of construction or building materials is for a public project, and to deliver to the City copies of such applications as soon as possible after

approval by the CDOR. Bidders shall not include in their bid amounts the exempt state, RTD, and Cultural Facilities District Sales and Use Taxes.

Denver Occupational Privilege Tax. Any employee working for a contractor, or a subcontractor, who earns over \$500 working in Denver during a calendar month, is subject to the payment of the Employee Occupational Privilege Tax. The Contractor and any subcontractor must pay the Business Occupational Privilege Tax for each of its employees who is subject to such tax.

#### **IB-24 DIVERSITY AND INCLUSIVENESS IN CITY SOLICITATIONS**

Each bidder shall, as a condition of responsiveness to this solicitation, complete and return the “Diversity and Inclusiveness in City Solicitations Information Request Form” with their Bid.

Using the “Diversity and Inclusiveness in City Solicitations Information Request Form” provided please state whether you have a diversity and inclusiveness program for employment and retention, procurement and supply chain activities, or customer service and provide the additional information requested on the form. The information provided on the “Diversity and Inclusiveness in City Solicitations Information Request Form” will provide an opportunity for City contractors to describe their own diversity and inclusiveness practices. Contractors are not expected to conduct intrusive examinations of its employees, managers, or business partners in order to describe diversity and inclusiveness measures. Rather, the City simply seeks a description of the contractor’s current practices, if any.

Diversity and Inclusiveness information provided by City contractors in response to City solicitations for services or goods will be collated, analyzed, and made available in reports consistent with City Executive Order No. 101. However, no personally identifiable provided by or obtained from contractor’s will be in such reports.

#### **IB-25 MINORITY AND WOMAN BUSINESS ENTERPRISE (M/WBE) REQUIREMENTS**

Article III, Divisions 1 and 3 of Chapter 28, Denver Revised Municipal Code (D.R.M.C.), designated as Sections 28-31 – 28-36 and 28-52 – 28-90 D.R.M.C. and referred to in these Bid Documents as the “M/WBE Ordinance” and any Rules or Regulations promulgated pursuant thereto apply to this Project and are incorporated into these Bid Documents by reference. Generally, the M/WBE Ordinance provides for the adoption of a good faith goals program, to be administered by the Division of Small Business Opportunity (DSBO), devised to provide increased bidding opportunities for Minority and Woman Business Enterprises (M/WBEs). As such, each bidder must comply with the terms and conditions of the M/WBE Ordinance in making its bid and, if awarded the Contract, in performing all Work thereunder. A bidder’s failure to comply with the M/WBE Ordinance, any Rules or Regulations promulgated pursuant thereto, or any additional requirement contained herein shall render the bid non-responsive and shall constitute cause for rejection. Failure by the contractor awarded the contract to comply with M/WBE Ordinance requirements during the performance of the contract is a material breach of the contract, which may result in the in the imposition of sanctions on the Contractor, as deemed appropriate by DSBO. Copies of the M/WBE Ordinance and its accompanying Rules and Regulations are available for the use and review of bidders from DSBO. In order to comply with the bid requirements of the M/WBE Ordinance, a bidder shall either meet the established project goal or, in the alternative, demonstrate that the bidder has made sufficient good faith efforts to meet the goal in accordance with the M/WBE Ordinance.

##### **Meeting Established Goal**

In preparing a bid to meet the established Project goal, bidders should consider the following instructions relating to compliance with the M/WBE Ordinance:

1. Under the M/WBE Ordinance, the Director of DSBO (“Director”) is directed to establish project goals for expenditures on construction, reconstruction, and remodeling work performed for the City and County of Denver. The specific goal for this project is stated in the Notice of Invitation for Bids bound herein.
2. In preparing its bid, each bidder shall list on the Bid Form pages entitled "List of Proposed MWBE Bidders, Subcontractors, Suppliers, Manufacturers, Manufacturers' Representatives or Brokers" the name, address, work description/supply, committed level of participation and other required information for each M/WBE of any tier which the bidder intends to use in performing the work on this Project. **Only the M/WBEs identified and the precise levels of participation listed for each on the Bid Form page, at the time of bid opening, will be considered in determining whether the bidder has met the designated participation goal. Additional, revised or corrected participation submitted after bid**



**opening will not be considered.** M/WBE bidders may count self-performance or joint venture activity in meeting the M/WBE project goal, but only for the scope of work performed as a commercially useful function and at a percentage level the M/WBE will be performing itself.

3. If a bidder/proposer is participating in a joint venture with a certified M/WBE firm, complete the Joint Venture Eligibility Form and Joint Venture Affidavit contained in this bid document/RFP. Submit the aforementioned forms with the firm's Joint Venture Agreement, to the DSBO Director, **at least 10 working days prior to the proposal submittal**. The Joint Venture must be approved prior to the bid opening or proposal submittal by the DSBO Director. Approval by the DSBO Director includes determining the amount the Joint Venture will count towards meeting the project goal.
4. All M/WBEs listed on the Bid Form must be properly certified by the City on or before the date bids are opened in order to count towards meeting the designated goal. DSBO maintains an M/WBE Directory ("Directory"), which is a current listing of M/WBEs that have been certified by the City. A copy of the DSBO Directory is located at DSBO web site at <https://www.denvergov.org/dsbo>. Bidders are encouraged to use the Directory to assist in locating M/WBEs for the work and supplies required on the Project. Bidders are reminded that changes may be made to the Directory at anytime in accordance with the City's M/WBE Ordinance and procedures established to administer this program and a current copy of the Directory must always be used in preparing a bid. M/WBE certification or listing in the Directory is not a representation or warranty by the City as to the qualifications of any listed M/WBE.
5. In accordance with the provisions of the M/WBE Ordinance, DSBO will evaluate each bid to determine the responsiveness of the bid to the requirements of the M/WBE Ordinance. In determining whether a bidder's committed level of participation meets or exceeds the stated M/WBE goal, DSBO shall base its calculation of applicable amounts and percentages on the total base bid amount, not including any listed alternates, of each bid as follows:
  - a. The bid information provided by the agency will be used to determine the total base bid amount of each bid. Each bidder's total base bid amount will be multiplied by the M/WBE percentage established for the project to determine the exact dollar amount of required M/WBE participation for the Project. This amount will then be compared against the exact dollar amounts for the M/WBE committed for participation by the bidder. If the total dollar amount of participation listed meets or exceeds the established M/WBE dollar amount goal listed, then DSBO will determine that the goal has been met.
  - b. In addition, DSBO will determine the exact commitment percentage for each listed M/WBE by dividing the dollar amount listed for each M/WBE by the total base bid dollar amount submitted by the bidder. These individual percentages, when totaled for all listed M/WBE, will establish the total committed percentage level of M/WBE participation that the bidder must comply with during the life of the contract. In all cases, the committed percentage level of M/WBE participation must equal or exceed the assigned M/WBE goal for the Project.
  - c. In providing the exact dollar amount of participation for each listed M/WBE, a bidder should take care never to round up in determining whether or not the total of these amounts meets or exceeds the established percentage goal. The goal must be met or exceeded by dollar amounts and percentages in order for DSBO to determine that the bidder has met or exceeded the applicable M/WBE goal.
  - d. As previously mentioned, compliance with the M/WBE goal will be determined on the base bid alone. If a bid contains alternates, participation contained in any alternate will not count towards satisfaction of the Project goal. However, should any designated alternate be selected by the City for inclusion in the contract ultimately awarded, the M/WBE goal percentage level submitted at bid time, on the base bid, will also apply to the selected alternates and must be maintained for the life of the contract on the total contract amount, including any alternate work. Thus, even though such participation will not be considered in evaluating bids, bidders are urged to consider participation in preparing bids for designated alternates.

- d. On projects where force account or allowance bid items have been included, bidders must meet the M/WBE goal percentage based upon the total base bid, including all such items that are submitted to the City. However, when a force account or allowance is designated by the City to be either performed or purchased from a specific company, the bidder may back out the dollar amount of the force account or allowance from the total base bid and meet the M/WBE goal on the remaining reduced amount.
  - e. On bids which, at the time of bid opening, are equal to or exceed Five Million Dollars (\$5,000,000.00), including any alternates which may be selected, only sixty percent (60%) of the value of the commercially useful function performed by M/WBE suppliers shall count toward satisfaction of the Project goal. On Projects under Five Million (\$5,000,000.00) the value of the commercially useful function of M/WBE supplier(s) will count at a one hundred percent (100%) level. Manufacturer's representatives and packagers shall be counted in the same manner as brokers.
  - f. In utilizing the M/WBE participation of a Broker only the bona fide commissions earned by such Broker for its performance of a commercially useful function will count toward meeting the Project goals. The bidder must separate the bona fide brokerage commissions from the actual cost of the supplies or materials provided to determine the actual dollar amount of participation that can be counted towards meeting the goal.
6. On or before the third (3<sup>rd</sup>) working day after bid opening, all of the Bidders are required to submit an executed "Letter of Intent" for each M/WBE listed on the Bid Form as a joint venture member, subcontractor, supplier, manufacturer, manufacturers' representative or broker of any tier. **An MBE or WBE Prime Bidder needs to submit a Letter of Intent for itself for self performed work**, and must identify their level of participation on the designated M/WBE participation page bound herein. A Letter of Intent shall be submitted only for the M/WBEs listed at the time of bid opening, since this is the only participation that will be counted toward satisfaction of the project goal. A form for the M/WBE Letter of Intent is included with the Bid Form. The M/WBE Letter of Intent is a written communication from the Bidder to the City evidencing an understanding that the Bidder has or will enter into a contractual relationship with the M/WBE or that its subcontractor(s) and supplier(s), manufacturer(s), manufacturers' representative(s) and broker(s) will do so. Each M/WBE Letter of Intent shall be accompanied by a copy of the City and County of Denver's M/WBE certification letter for each proposed M/WBE identified at bid time. Bidders are urged to carefully review these Letters before submission to the City to ensure that they are properly completed and executed by the appropriate parties.

#### **Good Faith Effort.**

In preparing a bid to demonstrate a good faith effort, bidders should consider the following instructions relating to compliance with the M/WBE Ordinance:

1. If the bidder or proposer has not fully met the project goal as provided in section 28-60, then it shall demonstrate that it has made good faith efforts to meet such goal. The bidder or proposer shall furnish to the director, within three (3) working days after bid opening by the City or on or before the time of the final project-specific proposal submitted to and authorized by the City pursuant to a competitive selection process, or bid selection by a private owner, a detailed statement of its good faith efforts to meet the project goal set by the director. This statement shall address each of the items in subsection (b) and any additional criteria that the director may establish by rule or regulation consistent with the purposes of this division 3. Good faith efforts must be demonstrated to be meaningful and not merely for formalistic compliance with this Division 3. The scope and intensity of the efforts will be considered in determining whether the bidder or proposer has achieved a good faith effort.
2. The statement of good faith efforts shall include a specific response and verification with respect to each of the following good faith effort categories, which may be further defined by rule or regulation. A bidder or proposer may include any additional information it believes may be relevant. Failure of a bidder or proposer to show good faith efforts as to any one (1) of the following categories shall render its overall good faith effort showing insufficient and its bid or proposal non-responsive:
  - a. If prebid or preselection meetings are scheduled by the City at which MBEs and WBEs may be informed of subcontracting or joint venture opportunities under a proposed contract to be bid, or procured pursuant to the competitive selection process, attendance

- at such prebid or preselection meetings is not mandatory; however, bidders and proposers are responsible for the information provided at these meetings.
- b. The bidder or proposer must solicit through all reasonable and available means, the interest of all MBEs and WBEs certified in the scopes of work of the contract. The bidder or proposer must solicit the interest of such MBEs and WBEs within sufficient time, prior to the bid opening or date of final project-specific proposal in the case of a competitive selection process, to allow such MBEs and WBEs to respond to the solicitation. The bidder or proposer must determine with certainty if the MBEs and WBEs are interested by demonstrating appropriate steps to follow up initial solicitations.
  - c. The bidder or proposer must select portions of the work of the contract to be performed by MBEs and WBEs in order to increase the likelihood that the project goal will be achieved. This includes, where appropriate, breaking out contract work items into economically feasible units to facilitate MBE and WBE participation as subcontractors or joint venturers, and for bidder or proposer self-performed work, as suppliers, manufacturers, manufacturer's representatives and brokers, all reasonably consistent with industry practice, even when the bidder or proposer would otherwise prefer to perform these work items with its own forces. The bidder or proposer must identify what portions of the contract will be self-performed and what portions of the contract will be opened to solicitation of bids, proposals and quotes from MBE and WBEs. All portions of the contract not self-performed must be solicited for MBE and WBE participation. The ability or desire of a bidder or proposer to perform the work of a contract with its own forces does not relieve the bidder or proposer of the responsibility to meet the project goal or demonstrate good faith efforts to do so.
  - d. The bidder or proposer, consistent with industry practice, must provide MBEs and WBEs at a clearly stated location with timely, adequate access to and information about the plans, specifications, and requirements of the contract, including bonding and insurance requirements, if any, to assist them in responding to a solicitation.
  - e. The bidder or proposer must negotiate in good faith with interested MBEs and WBEs and provide written documentation of such negotiation with each such MBE or WBE.
  - f. For each MBE or WBE which contacted the bidder or proposer or which the bidder or proposer contacted or attempted to subcontract or joint venture with, consistent with industry practice, the bidder or proposer must supply a statement giving the reasons why the bidder or proposer and the MBE or WBE did not succeed in negotiating a subcontracting, supplier, manufacturer, manufacturer's representative, broker or joint venture agreement, as applicable.
3. The bidder or proposer must provide verification that it rejected each non-utilized MBE and WBE because the MBE or WBE did not submit the lowest bid or it was not qualified. Such verification shall include a verified statement of the amounts of all bids received from potential or utilized subcontractors, suppliers, manufacturers, manufacturer's representatives, brokers or joint venturers on the contract, whether or not they are MBEs or WBEs. In making such a determination of not being qualified, the bidder or proposer shall be guided by the definition of qualified in section 28-54(42), but evidence of lack of qualification must be based on factors other than solely the amount of the MBE's or WBE's bid. For each MBE or WBE found not to be qualified by the bidder or proposer, the verification shall include a statement giving the bidder's or proposer's reasons for its conclusion. A bidder's or proposer's industry standing or group memberships may not be the cause of rejection of an MBE or WBE. A bidder or proposer may not reject an MBE or WBE as being unqualified without sound reasons based on a reasonably thorough investigation and assessment of the MBE's or WBE's capabilities and expertise.
  4. If requested by a solicited MBE or WBE, the bidder or proposer must make reasonable efforts to assist interested MBEs and WBEs in obtaining bonding, lines of credit, or insurance as required by the City or by the bidder or proposer, provided that the bidder or proposer need not provide financial assistance toward this effort.
  5. If requested by a solicited MBE or WBE, the bidder or proposer must make reasonable efforts to assist interested MBEs and WBEs in obtaining necessary and competitively priced equipment, supplies,



materials, or related assistance or services for performance under the contract, provided that the bidder or proposer need not provide financial assistance toward this effort.

6. The bidder or proposer must use the DSBO MBE/WBE directories to identify, recruit, and place MBEs and WBEs.
7. In determining whether a bidder or proposer has satisfied good faith efforts as to a project goal, the success or failure of other bidders or proposers on the contract in meeting such project goal may be considered.

#### **Continuing Commitments.**

In accordance with the provisions of the M/WBE Ordinance, the bidder agrees that it is committed to meeting either the M/WBE participation goal or the M/WBE participation set forth in its statement of good faith. This commitment must be expressly indicated on the "Commitment to MWBE SBE Participation" form included with the Bid Form. This commitment includes the following understandings:

1. The bidder understands it must maintain M/WBE goals throughout the performance of the Contract pursuant to the requirements set out in D.R.M.C. 28-72.
2. The bidder understands that it must establish and maintain records and submit regular reports, as required, which will allow the City to assess progress in achieving the M/WBE participation goal.
3. The bidder understands that if change orders or any other contract modifications are issued under the contract, the bidder shall have a continuing obligation to immediately inform DSBO in writing of any agreed upon increase or decrease in the scope of work of such contract, upon any of the bases discussed in Section 28-73 of the M/WBE Ordinance, regardless of whether such increase or decrease in scope of work has been reduced to writing at the time of notification.
4. The bidder understands that if change orders or other contract modifications are issued under the contract, that include an increase in scope of work of a contract for construction, reconstruction, or remodeling, whether by amendment, change order, force account or otherwise which increases the dollar value of the contract, whether or not such change is within the scope of work designated for performance by an M/WBE at the time of contract award, such change orders or contract modification shall be immediately submitted to DSBO for notification purposes. Those amendments, change orders, force accounts or other contract modifications that involve a changed scope of work that cannot be performed by existing project subcontractors or by the contractor shall be subject to a goal for M/WBEs equal to the original goal on the contract which was included in the bid. The contractor shall satisfy such goal with respect to such changed scope of work by soliciting new M/WBEs in accordance with Section 28-73 of the M/WBE Ordinance as applicable, or the contractor must show each element of modified good faith set out in Section 28-75(c) of the M/WBE Ordinance. The contractor shall supply to the director the documentation described in Section 28-75(c) of the M/WBE Ordinance with respect to the increased dollar value of the contract.

All bidders are charged with knowledge of and are solely responsible for complying with each and every provision of the M/WBE Ordinance in making a bid and, if awarded, in performing the work described in the Contract Documents. Failure to comply with these provisions could constitute cause for rejection of a bid or subject the selected contractor to sanctions set forth in the M/WBE Ordinance. These instructions are intended only to generally assist the bidder in preparing and submitting a compliant bid. Should any questions arise regarding specific circumstances, bidders must consult the M/WBE Ordinance or contact the Project's designated DSBO representative at (720) 913-1999.

#### **IB- 26 DISCLOSURE OF INFORMATION**

All submissions and other materials provided or produced pursuant to this Invitation for Bids may be subject to the Colorado Open Records Law, C.R.S. 24-72-201, et seq. As such, bidders are urged to review these disclosure requirements and any exceptions to disclosure of information furnished by another party and, prior to submission of a bid to the City, appropriately identify materials that are not subject to disclosure. In the event of a request to the City for disclosure of such information, the City shall advise the bidder of such request to give the bidder an opportunity to object to the disclosure of designated confidential materials furnished to the City. In the event of the filing of a lawsuit to compel such disclosure, the City will tender all such material to the court for judicial determination of the issue of disclosure and each bidder agrees to intervene in such lawsuit to protect and assert its

claims of privilege against disclosure of such material. Each bidder further agrees to defend, indemnify and save and hold harmless the City, its officers, agents and employees, from any claim, damages, expense, loss or costs arising out of the bidder's intervention to protect and assert its claims of privilege against disclosure under the Open Records Law including, but not limited to, prompt reimbursement to the City of all reasonable attorney fees, costs and damages that the City may incur directly or may be ordered to pay by such court.

**IB-27 GENERAL BIDDING INFORMATION**

Bidders are instructed to contact the Contract Administrator designated below for this Project for pre-bid, post-bid and general City bidding information. Bidders can also visit [www.work4denver.com](http://www.work4denver.com) for information, both general and project specific. The Contract Administrator assigned to this project is Shannon Dyer who can be reached via email at [Shannon.dyer@denvergov.org](mailto:Shannon.dyer@denvergov.org).

**IB-28 PAYMENT PROCEDURE REQUIREMENTS**

Contractor recognizes and agrees that it shall be required to use the Textura® Construction Payment Management System (CPM System) for this Project. All fees associated with the CPM System are to be paid by the Contractor for billings for work performed. Bidders are required, when preparing a bid, to enter the price of the CPM service on the line provided for the service. The fee is all inclusive of all subcontractor, project and subscription fees associated with the CPM system. The bidder will calculate the fee based on a percentage of their total bid, and then should include it on the line item provided in the bid form labeled **“Textura® Construction Payment Management System Fee”**. This expense becomes part of the contract and billable to the City. Textura will invoice the awarded contractor directly. All costs including but not limited to costs associated with training, entering data or utilizing Textura other than the Textura Construction Payment Management System Fee are overhead and shall not be reimbursed by the City. Contractor is responsible for tax on Textura fee. As with other taxes, the City will not reimburse Contractor for this cost and therefore this cost should be included in Contractor's bid. Textura will invoice the awarded contractor directly.

PROJECT SIZE	FEE (% OF BID)
< \$1,000,000	0.22% (.0022)
\$1,000,001 - \$5,000,000	0.17% (.0017)
\$5,000,001 - \$20,000,000	0.12% (.0012)
\$20,000,001 - \$50,000,000	0.10% (.0010)
\$50,000,001 - \$100,000,000	0.08% (.0008)
\$100,000,001 - \$500,000,000	0.05% (.0005)
> \$500,000,000	CONTACT TEXTURA FOR PROGRAM PRICING

For more information:

<http://www.denvergov.org/content/denvergov/en/contract-administration/bidding-process.html>

**RULES AND REGULATIONS  
REGARDING  
EQUAL EMPLOYMENT OPPORTUNITY**

Promulgated and adopted by the Manager of Public Works pursuant to and by authority of Article III, Division 2, Chapter 28 of the Revised Municipal Code of the City and County of Denver, and for the purpose of insuring that contractors, subcontractors and suppliers soliciting and receiving compensation for contract work from or through the City and County of Denver provide equal opportunity in employment without regard to race, color, creed, sex, national origin, age, religion, marital status, political opinion or affiliation or mental or physical handicap and meet certain requirements for the hiring, training, promotion, and treatment during employment of members of ethnic groups subject to differential treatment, including persons of African descent (Black), Spanish-surnamed (Hispanic), Asian-American and American Indian Groups.

**RULE I - DEFINITIONS**

- A. "City" means the City and County of Denver.
- B. "Manager" shall mean the Manager of Public Works for the City and County of Denver.
- C. "Contract" means a contract entered into with the City and County of Denver, financed in whole or in part by local resources or funds of the City and County of Denver, for the construction of any public building or prosecution or completion of any public work.
- D. "Contractor" means the original party to a contract with the City and County of Denver, also referred to as the "general" or "prime" contractor.
- E. "Director" means the Director of the Division of Small Business Opportunity.
- F. "Subcontractor" means any person, company, association, partnership, corporation, or other entity which assumes by subordinate agreement some or all of the obligations of the general or prime contractor.
- G. The phrase "Bidding Specifications" as used in Article III, Division 2 of Chapter 28 of the Revised Municipal Code shall include BID CONDITION, INVITATION TO BID, and NOTICE OF PROPOSAL.
- H. "Affirmative Action Program" means a set of specific and result-oriented procedures or steps to which a contractor commits himself to apply every good faith effort to employ members of ethnic minority groups, to include persons of African descent (Black), Spanish surnamed (Hispanic), Asian-American, American Indians, and persons with mental or physical handicap.
- I. "Division of Small Business Opportunity" means the City agency established pursuant to Article III, Division 1 of Chapter 28 of the Denver Revised Municipal Code.

**RULE II - NOTICE OF HEARING**

When results of conciliation efforts are unsatisfactory to the Manager and he is informed in accordance with Article III, Division 2 of Chapter 28 of the Revised Municipal code that a contractor or subcontractor has apparently failed to meet affirmative action and equal employment opportunity requirements after a reasonable period of notice to correct deficiencies, the Manager will , prior to imposition of any sanctions, afford the general contractor a hearing in order to determine whether the contractor or his subcontractors have failed to comply with the affirmative action and equal employment opportunity requirements of Article III, Division 2 of Chapter 28 of the Revised Municipal Code or of the contract. Written notice of such hearing shall be delivered personally or sent by certified mail, return receipt requested, to the contractor and to any subcontractor involved, at least ten (10) days prior to the date scheduled for the hearing.



### **RULE III - HEARING**

- A. Contractors will appear at hearings and may be represented by counsel, and may present testimony orally and other evidence.
- B. Hearings shall be conducted by one or more hearing examiners designated as such by the Manager.
- C. The Director of the Division of Small Business Opportunity may participate in hearings as a witness.
- D. Hearings shall be held at the place specified in the notice of hearing.
- E. All oral testimony shall be given under oath or affirmation and a record of such proceedings shall be made.
- F. All hearings shall be open to the public.
- G. The hearing officer shall make recommendations to the Manager who shall make a final decision.

### **REGULATIONS**

#### **REGULATION NO. 1 - ORDINANCE:**

The Rules and Regulations of the Manager shall be inserted in the bidding specifications for every contract for which bidding is required.

#### **REGULATION NO. 2 - EXEMPTIONS:**

Each contract and subcontract, regardless of the dollar amount, shall be subject to affirmative action requirements unless specifically exempted in writing individually by the Manager. Exemptions apply only to "affirmative action" in equal employment opportunity, and are not to be construed as condonation in any manner of "discrimination" or "discriminatory practices" in employment because of race, color, creed, sex, age, national origin, religion, marital status, political opinion or mental or physical handicap.

#### **REGULATION NO. 3 - DIRECTOR OF CONTRACT COMPLIANCE:**

The Director of the Division of Small Business Opportunity shall perform the duties assigned to such official by Article III, Division 2 Chapter 28 of the Revised Municipal Code and by the Manager. (1) The Director of the Division of Small Business Opportunity or designated representatives shall inform bidders and contractors of affirmative action procedures, programs, and goals in accordance with the Ordinance at pre-bid and pre-construction conference; (2) make regular on-site inspections; (3) supply contractors and subcontractors with report forms to be completed by them when requested, and furnished to the Director of the Division of Small Business Opportunity; and (4) review payroll records, employment records and practices of general contractors and their subcontractors and suppliers during the performance of any contract. The Director of the Division of Small Business Opportunity shall promptly report apparent affirmative action deficiencies to the Manager.

#### **REGULATION NO. 4 - GOALS AND TIMETABLES:**

In general, goals and timetables should take into account anticipated vacancies and the availability of skills in the market place from which employees should be drawn. In addition, where discrimination in employment by a general contractor or any of his subcontractors is indicated, a corrective action program will take into account the need by the general contractor and his subcontractors to correct past discriminatory practices and reach goals of minority manpower utilization on a timely basis through such recruiting and advertising efforts as are necessary and appropriate.

**REGULATION NO. 5 - AWARD OF CONTRACTS:**

It shall be the responsibility of the Director of the Division of Small Business Opportunity to determine the affirmative action capability of bidders, contractors and subcontractors and to recommend to the Manager the award of contracts to those bidders, contractors and subcontractors and suppliers who demonstrate the ability and willingness to comply with the terms of their contract.

**REGULATION NO. 6 - PUBLICATION AND DUPLICATION:**

Copies of these Rules and Regulations as amended by the Manager from time to time, shall as soon as practicable and after Notice being published will be made a part of all City Contracts.

**REGULATION NO. 7 - NOTICE TO PROCEED:**

Prior to issuance of the Notice to Proceed a sign-off will be required of the Director of the Division of Small Business Opportunity or his designee.

**REGULATION NO. 8 - CONTRACTS WITH SUBCONTRACTORS:**

To the greatest extent possible, the contractor shall make a good faith effort to contract with minority contractors, subcontractors and suppliers for services and supplies by taking affirmative actions which include but are not limited to the following:

1. Advertise invitations for subcontractor bids in minority community news media.
2. Contact minority contractor organizations for referral of prospective subcontractors.
3. Purchase materials and supplies from minority material suppliers.

**REGULATION NO. 9 - AGENCY REFERRALS:**

It shall be no excuse that the union with which the contractor or subcontractor has an agreement providing for referral, exclusive or otherwise, failed to refer minority employees.

**REGULATION NO. 10 - CLAUSES:**

The Manager shall include the appropriate clauses in every contract and the contractor shall cause to be inserted in every subcontract the appropriate clauses:

1. APPENDIX A: City and County of Denver Equal Opportunity Clause - ALL CONTRACTS funded only with City and County of Denver monies.
2. APPENDIX B: Equal Opportunity Clause (11246) - ALL FEDERAL ASSISTED.
3. APPENDIX C: Section 3 - Assurance of Compliance - HUD ASSISTED PROJECTS.
4. APPENDIX D: Section 3 - Clause - HUD ASSISTED PROJECTS.

All amendments to the appendices shall be included by reference.

**REGULATION NO. 11 - SHOW CAUSE NOTICES:**

When the Manager has reasonable cause to believe that a contractor has violated Article III, Division 2 of Chapter 28 of the Denver Revised Municipal Code, he may issue a notice requiring the contractor to show cause, within fifteen (15) days why enforcement procedures, or other appropriate action to insure compliance, should not be instituted.

**REGULATION NO. 12 - BID CONDITIONS - AFFIRMATIVE ACTION  
REQUIREMENTS - EQUAL EMPLOYMENT OPPORTUNITY:**

1. APPENDIX E: The Bid Conditions - Affirmative Action Requirements - Equal Employment Opportunity as amended and published by the U.S. Department of Labor Employment Standards Administration, Office of Federal Contract Compliance, shall be inserted verbatim for bidding specification for every non-exempt contract involving the use of Federal funds.
2. APPENDIX F: The Bid Conditions - Affirmative Action Requirements - Equal Employment Opportunity as published by the Department of Public Works, City and County of Denver, shall be inserted verbatim as bidding specifications for every non-exempt contract using City funds.



**CITY AND COUNTY OF DENVER  
DEPARTMENT OF PUBLIC WORKS  
ENGINEERING DIVISION**

**APPENDIX A**

**CITY AND COUNTY OF DENVER EQUAL OPPORTUNITY CLAUSE -  
ALL CONTRACTS**

1. The Contractor will not discriminate against any employee or applicant for employment because of race, creed, color, sex, age, national origin, religion, marital status, political opinion or affiliation, or mental or physical handicap. The Contractor will take affirmative action to ensure that applicants are employed, and that employees are treated during employment without regard to their race, creed, color, sex, age, national origin, religion, marital status, political opinion or affiliation, or mental or physical handicap. Such action shall include, but not be limited to the following: employment, upgrading, demotion, or transfer; recruitment or recruitment advertising; layoff or termination; rates of pay or other forms of compensation; and selection for training, including apprenticeship. The Contractor agrees to post in conspicuous places, available to employees and applicants for employment, notices to be provided setting forth the provisions of this nondiscrimination clause.
2. The Contractor will, in all solicitations or advertisements for employees placed by or on behalf of the contractor, state that all qualified applicants will receive consideration for employment without regard to race, creed, color, sex, age, national origin, religion, marital status, political opinion or affiliation, or mental or physical handicap.
3. The Contractor will send to each labor union or representative of workers with which he has a collective bargaining agreement or other contract or understanding, a notice to be provided, advising the said labor union or workers' representatives of the contractor's commitments under this section, and shall post copies of the notice in conspicuous places available to employees and applicants for employment.
4. Each Contractor will comply with all provisions of Article III, Division 2 of Chapter 28 of the Revised Municipal Code, and the rules, regulations, and relevant orders of the Manager and the Director.
5. The Contractor will furnish all information and reports required by Article III, Division 2 of Chapter 28 of the Revised Municipal Code, and by rules, regulations and orders of the Manager and Director or pursuant thereto, and will permit access to his books, records, and accounts by the Manager, Director, or their designee for purposes of investigation to ascertain compliance with such rules, regulations, and orders.
6. In the event of the Contractor's noncompliance with the nondiscrimination clauses of this contract or with any of the said rules, regulations or orders, this contract may be canceled, terminated, or suspended in whole or in part and the Contractor may be declared ineligible for further City contracts in accordance with procedures authorized in Article III, Division 2, Chapter 28 of the Revised Municipal Code, or by rules, regulations, or order of the Manager.
7. The Contractor will include Regulation 12, Paragraph 2 and the provisions of paragraphs (1) through (6) in every subcontract of purchase order unless exempted by rules, regulations, or orders of the Manager issued pursuant to Article III, Division 2, Chapter 28 of the Revised Municipal Code, so that such provisions will be binding on each subcontractor or supplier. The Contractor will take such action with respect to any subcontract or purchase order as the administering agency may direct as a means of enforcing such provisions, including sanctions for noncompliance.

The applicant further agrees to be bound by the above equal opportunity clauses with respect to its own employment practices when it participates in City contracts. The Contractor agrees to assist and cooperate actively with the Manager and the Director in obtaining compliance of subcontractors and suppliers with the equal opportunity clause and the rules, regulations and relevant orders of the Manager, and will furnish the Manager and the Director such information as they may require for the supervision of compliance, and will otherwise assist the Manager and Director in the discharge of the City's primary responsibility for securing compliance. The Contractor further agrees to refrain from entering into any contract or contract modification subject to Article III, Division 2

of Chapter 28 of the Revised Municipal Code with a contractor debarred from, or who has not demonstrated eligibility for, City contracts.

The Contractor will carry out such sanctions and penalties for violation of the equal opportunity clause as may be imposed upon contractors and subcontractors by the Manager and Director. In addition, the Contractor agrees that failure or refusal to comply with these undertakings the Manager may take any or all of the following actions:

- A. Cancellation, termination, or suspension in whole or in part of this contract.
- B. Refrain from extending any further assistance to the applicant under the program with respect to which the failure occurred until satisfactory assurance of future compliance has been received from such applicant.
- C. Refer the case to the City Attorney for appropriate legal proceedings.

**SUBCONTRACTS:** Each prime Contractor or Subcontractor shall include the equal opportunity clause in each of its subcontracts.

**CITY AND COUNTY OF DENVER  
DEPARTMENT OF PUBLIC WORKS  
ENGINEERING DIVISION**

**APPENDIX F**

**AFFIRMATIVE ACTION REQUIREMENTS**

**EQUAL EMPLOYMENT OPPORTUNITY**

For All Non-Exempt Construction Contracts to Be Awarded by the  
City and County of Denver, Department of Public Works.

**NOTICE**

EACH BIDDER, CONTRACTOR OR SUBCONTRACTOR (HEREINAFTER THE CONTRACTOR) MUST FULLY COMPLY WITH THE REQUIREMENTS OF THESE BID CONDITIONS AS TO EACH CONSTRUCTION TRADE IT INTENDS TO USE ON THIS CONSTRUCTION CONTRACT, AND ALL OTHER CONSTRUCTION WORK (BOTH CITY AND NON-CITY) IN THE DENVER AREA DURING THE PERFORMANCE OF THIS CONTRACT OR SUBCONTRACT. THE CONTRACTOR COMMITS ITSELF TO THE GOALS FOR MINORITY MANPOWER UTILIZATION, AS APPLICABLE, AND ALL OTHER REQUIREMENTS, TERMS AND CONDITION OF THESE BID CONDITIONS BY SUBMITTING A PROPERLY SIGNED BID.

THE CONTRACTOR SHALL APPOINT A COMPANY EXECUTIVE TO ASSUME THE RESPONSIBILITY FOR THE IMPLEMENTATION OF THE REQUIREMENTS, TERMS AND CONDITIONS OF THESE BID CONDITIONS.

/s/

Manager of Public Works  
City and County of Denver



**A. REQUIREMENTS - AN AFFIRMATIVE ACTION PLAN:**

Contractors shall be subject to the provisions and requirements of these bid conditions including the goals and timetables for minority\* and female utilization, and specific affirmative action steps set forth by the Office of Contract Compliance. The contractor's commitment to the goals for minority, and female utilization as required constitutes a commitment that it will make every good faith effort to meet such goals.

**1. GOALS AND TIMETABLES:**

The goals and timetables for minority and female participation, expressed in percentage terms for the contractor's aggregate workforce in each trade are as follows:

GOALS FOR MINORITY PARTICIPATION FOR EACH TRADE	FEMALE PARTICIPATION FOR EACH TRADE
From January 1, 1982 to Until Further Notice	From January 1, 1982 to Until Further Notice
21.7% - 23.5%	6.9%
GOALS FOR	

The goals for minority and female utilization above are expressed in terms of hours of training and employment as a proportion of the total number of hours to be worked by the contractor's aggregate workforce, which includes all supervisory personnel, in each trade, on all projects for the City and County of Denver during the performance of its contract (i.e., The period beginning with the first day of work on the City and County of Denver funded construction contract and ending with the last day of work).

The hours of minority and female employment and training must be substantially uniform throughout the length of the contract in each trade and minorities and females must be employed evenly on each of a contractor's projects. Therefore, the transfer of minority or female employees from contractor to contractor or from project to project for the purpose of meeting the contractor's goals shall be a violation of these Bid Conditions.

If the Contractor counts the nonworking hours of apprentices they must be employed by the Contractor during the training period; the Contractor must have made a commitment to employ apprentices at the completion of their training subject to the availability of employment opportunities; and the apprentices must be trained pursuant to training programs approved by the Bureau of Apprenticeship and Training.

\* "Minority" is defined as including, Blacks, Spanish Surname Americans, Asian-Americans, and American Indians, and includes both men and minority women.

**2. SPECIFIC AFFIRMATIVE ACTION STEPS:**

No contractor shall be found to be in noncompliance solely on account of its failure to meet its goals, but will be given an opportunity to demonstrate that the contractor has instituted all the specific affirmative action steps specified and has made every good faith effort to make these steps work toward the attainment of its goals within the timetables, all to the purpose of expanding minority and female utilization in its aggregate workforce. A contractor, who fails to comply with its obligation under the Equal Opportunity Clause of its contract and fails to achieve its commitments to the goals for minority and female utilization has the burden of proving that it has engaged in an Affirmative Action Program directed at increasing minority and female utilization and that such efforts were at least as extensive and as specific as the following:

- a. The Contractor should have notified minority and female organizations when employment opportunities were available and should have maintained records of the organization's response.
- b. The Contractor should have maintained a file of the names and addresses of each minority and female referred to it by any individual or organization and what action was taken with respect to each such referred individual, and if the individual was not employed by the Contractor, the reasons. If such individual was sent to the union hiring hall for referral and

not referred back by the union or if referred, not employed by the Contractor, the file should have documented this and their reasons.

- c. The Contractor should have promptly notified the Department of Public Works, and the Division of Small Business Opportunity when the union or unions with which the Contractor has collective bargaining agreements did not refer to the contractor a minority or female sent by the contractor, or when the Contractor has other information that the union referral process has impeded efforts to meet its goals.
- d. The Contractor should have disseminated its EEO policy within its organization by including it in any employee handbook or policy manual; by publicizing it in company newspapers and annual reports and by advertising such policy at reasonable intervals in union publications. The EEO policy should be further disseminated by conducting staff meetings to explain and discuss the policy; by posting of the policy; and by review of the policy with minority and female employees.
- e. The Contractor should have disseminated its EEO policy externally by informing and discussing it with all recruitment sources; by advertising in news media, specifically including minority and female news media; and by notifying and discussing it with all subcontractors.
- f. The Contractor should have made both specific and reasonably recurrent written and oral recruitment efforts. Such efforts should have been directed at minority and female organizations, schools with substantial minority and female enrollment, and minority and female recruitment and training organizations within the Contractor's recruitment area.
- g. The Contractor should have evidence available for inspection that all tests and other selection techniques used to select from among candidates for hire, transfer, promotion, training, or retention are being used in a manner that does not violate the OFCCP Testing Guidelines in 41 CFR Part 60-3.
- h. The Contractor should have made sure that seniority practices and job classifications do not have a discriminatory effect.
- i. The Contractor should have made certain that all facilities are not segregated by race.
- j. The Contractor should have continually monitored all personnel activities to ensure that its EEO policy was being carried out including the evaluation of minority and female employees for promotional opportunities on a quarterly basis and the encouragement of such employees to seek those opportunities.
- k. The Contractor should have solicited bids for subcontracts from available minority and female subcontractors engaged in the trades covered by these Bid Conditions, including circulation of minority and female contractor associations.

NOTE: The Director and the Division of Small Business Opportunity will provide technical assistance on questions pertaining to minority and female recruitment sources, minority and female community organizations, and minority and female news media upon receipt of a request for assistance from a contractor.

**3. NON - DISCRIMINATION:**

In no event may a contractor utilize the goals and affirmative action steps required in such a manner as to cause or result in discrimination against any person on account of race, color, religion, sex, marital status, national origin, age, mental or physical handicap, political opinion or affiliation.

**4. COMPLIANCE AND ENFORCEMENT:**

In all cases, the compliance of a contractor will be determined in accordance with its obligations under the terms of these Bid Conditions. All contractors performing or to perform work on projects subject to these Bid Conditions hereby agree to inform their subcontractors in writing of their respective obligations under the terms and requirements of these Bid Conditions, including the provisions relating to goals of minority and female employment and training.

**B. CONTRACTORS SUBJECT TO THESE BID CONDITIONS:**

In regard to these Bid Conditions, if the Contractor meets the goals set forth therein or can demonstrate that it has made every good faith effort to meet these goals, the Contractor shall be presumed to be in compliance with Article III, Division 2 of Chapter 28 of the Revised Municipal Code, the implementing regulations and its obligations under these Bid Conditions. In the event, no formal sanctions or proceedings leading toward sanctions shall be instituted unless the contracting or administering agency otherwise determines that the contractor is violating the Equal Opportunity Clause.

1. Where the Office of Contract Compliance finds that a contractor failed to comply with the requirements of Article III, Division 2 of Chapter 28 of the Revised Municipal Code or the implementing regulations and the obligations under these Bid Conditions, and so informs the Manager, the Manager shall take such action and impose such sanctions, which include suspension, termination, cancellation, and debarment, as may be appropriate under the Ordinance and its regulations. When the Manager proceeds with such formal action it has the burden of proving that the Contractor has not met the goals contained in these Bid Conditions. The Contractor's failure to meet its goals shall shift to it the requirement to come forward with evidence to show that it has met the good faith requirements of these Bid Conditions.
2. The pendency of such proceedings shall be taken into consideration by the Department of Public Works in determining whether such contractor can comply with the requirements of Article III, Division 2 of Chapter 28 of the Revised Municipal Code, and is therefore a "responsible prospective contractor".
3. The Division of Small Business Opportunity shall review the Contractor's employment practices during the performance of the contract. If the Division of Small Business Opportunity determines that the Contractor's Affirmative Action Plan is no longer an acceptable program, the Director shall notify the Manager.

**C. OBLIGATIONS APPLICABLE TO CONTRACTORS:**

It shall be no excuse that the union with which the Contractor has a collective bargaining agreement providing for exclusive referral failed to refer minority or female employees. Discrimination in referral for employment, even if pursuant to provisions of a collective bargaining agreement, is prohibited by the National Labor Relations Act, as amended, Title VI of the Civil Rights Act of 1964, as amended, and Article III, Division 2 of Chapter 28 of the Revised Municipal Code. It is the policy of the Department of Public Works that contractors have a responsibility to provide equal employment opportunity, if they wish to participate in City and County of Denver contracts. To the extent they have delegated the responsibility for some of their employment practices to a labor organization and, as a result, are prevented from meeting their obligations pursuant to Article III, Division 2, Chapter 28 of the Revised Municipal Code, such Contractors cannot be considered to be in compliance with Article III, Division 2, Chapter 28 of the Revised Municipal Code, or its implementing rules and regulations.

**D. GENERAL REQUIREMENTS:**

Contractors are responsible for informing their subcontractors in writing regardless of tier, as to their respective obligations. Whenever a Contractor subcontracts a portion of work in any trade covered by these Bid Conditions, **it shall include these Bid Conditions in such subcontracts and each subcontractor shall be bound by these Bid Conditions to the full extent as if it were the prime contractor.** The Contractor shall not, however, be held accountable for the failure of its subcontractors to fulfill their obligations under these Bid Conditions. However, the prime contractor shall give notice to the Director of any refusal or failure of any subcontractor to fulfill the obligations under these Bid Conditions. A subcontractor's failure to comply will be treated in the same manner as such failure by a prime contractor.



1. Contractors hereby agree to refrain from entering into any contract or contract modification subject to Article III, Division 2, Chapter 28 of the Revised Municipal Code with a contractor debarred from, or who is determined not to be a "responsive" bidder for the City and County of Denver contracts pursuant to the Ordinance.
2. The Contractor shall carry out such sanctions and penalties for violation of these Bid Conditions and the Equal Opportunity Clause including suspension, termination and cancellation of existing subcontracts and debarment from future contracts as may be ordered by the Manager pursuant to Article III, Division 2, Chapter 28 of the Revised Municipal Code and its implementing regulations.
3. Nothing herein is intended to relieve any contractor during the term of its contract from compliance with Article III, Division 2, Chapter 28 of the Revised Municipal Code, and the Equal Opportunity Clause of its contract with respect to matters not covered in these Bid Conditions.
4. Contractors must keep such records and file such reports relating to the provisions of these Bid Conditions as shall be required by the Office of Contract Compliance.
5. Requests for exemptions from these Bid Conditions must be made in writing, with justification, to the Manager of Public Works, City and County Building, Room 379, Denver, Colorado 80202, and shall be forwarded through and with the endorsement of the Director.

**CITY AND COUNTY OF DENVER  
DEPARTMENT OF PUBLIC WORKS  
ENGINEERING DIVISION**

**CONTRACT NO. 201626972**

**2016 Enhanced Bicycle Facility Construction Services Master On-Call**

**CONTRACT**

**THIS CONTRACT AND AGREEMENT**, made and entered into by and between the City and County of Denver, a municipal corporation of the State of Colorado, hereinafter referred to as the "City," party of the first part, and

**Sky Blue Builders, LLC  
7108 S. Alton Way, Building M  
Centennial, CO 80112**

hereinafter referred to as the "Contractor," party of the second part,

**WITNESSETH**, Commencing on **March 14, 2016**, and for at least three (3) days the City advertised that sealed bids would be received for furnishing all labor, tools, supplies, equipment, materials, and everything necessary and required for the following:

**CONTRACT NO. 201626972**

**2016 Enhanced Bicycle Facility Construction Services  
Master On-Call**

**WHEREAS**, bids pursuant to said advertisement have been received by the Manager of Public Works, who has recommended that a Contract for said work be made and entered into with the above named Contractor who was the lowest, responsive, qualified bidder therefore, and

**WHEREAS**, said Contractor is now willing and able to perform all of said work in accordance with said advertisement and its bid.

**NOW THEREFORE**, in consideration of the compensation to be paid the Contractor, the mutual agreements hereinafter contained, and subject to the terms hereinafter stated, it is mutually agreed as follows:

**1. CONTRACT DOCUMENTS**

It is agreed by the parties hereto that the following list of documents, instruments, technical specifications, plans, drawings and other materials which are attached hereto and bound herewith, incorporated herein by reference or otherwise referenced in these documents constitute and shall be referred to either as the "Contract Documents" or the "Contract," and all of said documents, instruments, technical specifications, Plans, Drawings and other materials taken together as a whole constitute the Contract between the parties hereto, and they are as fully a part of this agreement as if they were set out verbatim and in full herein:

*Advertisement of Notice of Invitation for Bids  
Instructions to Bidders  
Commitment to M/WBE Participation  
Article III, Division 1 and 3 of Chapter 28, D.R.M.C.  
Bid Bond  
Addenda (as applicable)  
Equal Employment Opportunity Provisions (Appendix A and Appendix F)  
Bid Form  
Contract Form  
General Contract Conditions  
Special Contract Conditions  
Performance and Payment Bond  
Notice to Apparent Low Bidder*

*Notice to Proceed*  
*Contractor's Certification of Payment Form*  
*Final/Partial Lien Release Form*  
*Final Receipt*  
*Change Orders (as applicable)*  
*Federal Requirements (as applicable)*  
*Prevailing Wage Rate Schedule(s)*  
*Technical Specifications*  
*Contract Drawings*  
*Authorized Work Orders (including proposal pricing requests and attachments, pricing proposals and any clarifications or modifications)*

## 2. SCOPE OF WORK

The Contractor agrees to and shall furnish all labor, tools, supplies, equipment, materials and everything necessary for and required to do, perform and complete all of the Work described, drawn, set forth, shown and included in said Contract Documents.

In order to establish a competitive bidding environment for bidders seeking to perform this Work, the City devised a representative scope of services comprised of work items and units which the City anticipated the successful bidder may be required to perform on the various projects to which the contractor is assigned during the term of this Contract. Each bidder provided a unit price for each representative work item, at the units provided.

The manner in which the projects will be identified and assigned will be as follows:

1. Individual projects will be identified and their specific scope of Work will be explained in detail on drawings and supplemental specifications issued to the contractor in the form of a Proposal Pricing Request.
2. The Contractor will thoroughly review the scope of Work and provide a price (in the format provided by the City) and a project schedule responsive to each Proposal Request. The bid unit prices must be used for all work that corresponds with the unit price descriptions. Work elements that are not covered by any unit prices shall be priced with using the format and cost categories for labor, material and equipment specified herein. For additional information relating to preparation of Proposal Request pricing refer to Special Contract Conditions.
3. Prior to submitting a price, the contractor shall inspect the work site and its surroundings. Although the contractor is not required to make such an inspection before bidding, for purposes of the Contract it shall be conclusively presumed that by failing to make such an inspection, the contractor has waived the right to later claim additional compensation or time extensions for conditions which would have been evident had the site been inspected.

Drawings and Technical Specifications, defining the scope of Work to be done, were prepared on the basis of interpretation by the design professionals of information derived from investigations of the work site. Such information and data are subject to sampling errors, and the interpretation of the information and data depends to a degree on the judgment of the design professional. In view of this, the bidder is invited to make such additional investigations as the bidder's judgment dictates the need for such investigations. Information about the degree of difficulty of the scope of Work to be done cannot totally be derived from either the Drawings and Technical Specifications or from the Manager or his representatives.

Since the proposal pricing information cannot be guaranteed, the Contractor shall have assumed the risks attendant to successful performance of the scope of Work and shall never make claim for additional compensation or time extensions on the grounds that the nature or amount of work to be done was not understood by the contractor at the time of pricing.

4. Upon receipt of the Proposal Request pricing worksheet from the Contractor, negotiation of non-unit price items and agreement on the total price, schedule and any other specific requirements for the

requested scope of Work, a Work Order for the specific project will be issued by the City authorizing the Work under the terms and conditions set forth therein and encumbering funds for such Work.

5. Upon receipt of a Work Order Notice to Proceed, the Contractor shall have ten (10) consecutive calendar days to commence the work.
6. During the course of the Work on each Work Order, the Contractor shall submit regular pay applications. The City shall issue payment for Work completed in accordance with the terms and conditions of the Contract Documents.
7. If additions, deletions or other modifications to the scope of Work is required or desired by the City on a particular project authorized by Work Order, a Work Order Change will be issued based on pricing prepared in the same manner as a Proposal Request and under the terms and conditions for issuance of a Change Order under the General Contract Conditions. The Work Order Change will identify any increase or decrease in the cost, change in the period of performance and any other modifications to the performance requirements for that particular Work Order.
8. Upon satisfactory completion and final acceptance of each Work Order, a Final Receipt will be issued and final payment for the Work Order will be made.
9. It is possible that more than one Work Order may be issued and under construction at the same time.

The Contractor agrees to price all Work described in any Proposal Pricing Request issued hereunder, in accordance with the unit price bids for covered items and the terms and conditions contained herein and further agrees to and shall furnish all labor, tools, supplies, equipment, materials and everything necessary for and required to do, perform and complete all of the Work described in any Work Order issued by the City in accordance with the terms and conditions set forth herein.

### **3. TERMS OF PERFORMANCE**

For any Proposal Pricing Request submitted to the Contractor by the City for pricing, the Contractor agrees to review and, in good faith, submit comprehensive prices for each such Request within fourteen (14) consecutive calendar days of the date of issuance of such Request. In the event the City elects, at its sole discretion, to issue a Work Order pursuant to such a Request, the Contractor agrees to undertake the performance of the specified Work within ten (10) consecutive calendar days of the issuance of a Notice to Proceed for the referenced Work Order. The Contractor agrees to satisfactorily perform and complete all Work or effort required to complete the Work described in each issued Work Order within the period of performance specified in the Work Order and Notice to Proceed, plus such extensions of time as may be granted by the Manager in accordance with the provisions of the General Contract Conditions and Special Contract Conditions incorporated herein.

### **4. TERMS OF PAYMENT**

The City agrees to pay the Contractor for the performance of all of the Work required under each authorized Work Order in accordance with the General Contract Conditions and Special Contract Conditions. In no event, however, shall the total amount of compensation paid to the Contractor by the City exceed the maximum contract amount specified herein.

### **5. NO DISCRIMINATION IN EMPLOYMENT**

In connection with the performance of the Work under this Contract, the Contractor agrees not to refuse to hire, discharge, promote or demote, or to discriminate in matters of compensation against any person otherwise qualified, solely because of race, color, religion, national origin, gender, age, military status, sexual orientation, marital status, or physical or mental disability; and the Contractor further agrees to insert the foregoing provision in all subcontracts hereunder.

### **6. COMPLIANCE WITH M/WBE REQUIREMENT**

This Contract is subject to all applicable provisions of Article III, Divisions 1 and 3 of Chapter 28, Denver Revised Municipal Code (D.R.M.C.), designated as Sections 28-31 – 28-36 and 28-52 – 28-90 D.R.M.C. and referred to in this Contract as the “M/WBE Ordinance”. Without limiting the general applicability of the foregoing, the Contractor acknowledges its continuing duty, pursuant to Sections 28-72, 28-73 and 28-75 of the D.R.M.C., to maintain throughout the duration of this Contract, compliance with the level of minority



and Woman business enterprise participation, upon which the City approved the award of this Contract to the Contractor and the Contractor further acknowledges that failure to maintain such participation commitments or otherwise comply with the requirements of the M/WBE Ordinance shall subject the Contractor to sanctions in accordance with Section 28-77 of the D.R.M.C. Nothing contained in this provision or in the M/WBE Ordinance shall negate the City's right to prior approval of subcontractors, or substitutes therefore, under this Contract

**7. WAGE RATE REQUIREMENTS**

In performance of all Work hereunder, the Contractor agrees to comply with and be bound by all requirements and conditions of the City's Payment of Prevailing Wages Ordinance, Sections 20-76 through 20-79, D.R.M.C. and any determinations made by the City pursuant thereto.

**8. APPLICABILITY OF LAWS**

The Agreement between the Contractor and the City shall be deemed to have been made in the City and County of Denver, State of Colorado and shall be subject to, governed by, and interpreted and construed by or in accordance with the laws of the State of Colorado and the Charter, Revised Municipal Code, Rules, Regulations, Executive Orders and fiscal rules of the City. As such, the Contractor shall at all times comply with the provisions of the Charter, Revised Municipal Code, Rules, Regulations, Executive Orders and fiscal rules of the City, and those State of Colorado and Federal Laws, Rules and Regulations, which in any manner limit, control or apply to the actions or operations of the Contractor, any subcontractors, employees, agents or servants of the Contractor engaged in the Work or affecting the materials and equipment used in the performance of the Work, as the same may be, from time to time, promulgated, revised or amended. The Charter and Revised Municipal Code of the City and County of Denver, as the same may be amended from time to time, are hereby expressly incorporated into this Agreement as if fully set out herein by this reference.

**9. APPROPRIATION**

The amount of money that has been appropriated and encumbered for the purpose of this contract, to date, is equal to or in excess of the Contract Amount. The Manager, upon reasonable written request, will advise the Contractor in writing of the total amount of appropriated and encumbered funds that remain available for payment for all Work under the Contract.

The issuance of any change order or other form or order or directive by the City which would cause the aggregate payable under the contract to exceed the amount appropriated for the contract is expressly prohibited. In no event shall the issuance of any change order or other form of order or directive by the City be considered valid or binding if it requires additional compensable work to be performed, which work will cause the aggregate amount available under the Contract to exceed the amount appropriated and encumbered for this Contract, unless and until such time as the Contractor has been advised in writing by the Manager that a lawful appropriation, sufficient to cover the entire cost of such additional work, has been made.

It shall be the responsibility of the Contractor to verify that the amounts already appropriated for this Contract are sufficient to cover the entire cost of such work, and any work undertaken or performed in excess of the amount appropriated is undertaken or performed in violation of the terms of this contract, without the proper authorization for such work, and at the Contractor's own risk.

**10. APPROVALS**

In the event this Contract calls for the payment by the City of five hundred thousand dollars (\$500,000.00) or more, approval by the Board of Councilmen of the City and County of Denver, acting by ordinance, in accordance with Section 3.2.6 of the Charter of the City and County of Denver, is and shall be an express condition precedent to the lawful and binding execution and effect and performance of this contract.

**11. ASSIGNMENT**

The Contractor shall not assign any of its rights, benefits, obligations or duties under this Contract except upon the prior written consent and approval of the Manager to such assignment.

**12. DISPUTE RESOLUTION PROCESS**

It is the express intention of the parties to this Contract that all disputes of any nature whatsoever regarding the Contract including, but not limited to, any claims for compensation or damages arising out of breach or default under this Contract, shall be resolved by administrative hearing pursuant to the provisions of Section

56-106, D.R.M.C., or, as applicable, Section 28-33 D.R.M.C. for Minority/Woman Business Enterprise disputes. The Contractor expressly agrees that this dispute resolution process is the only dispute resolution mechanism that will be recognized by the parties for any claims put forward by the Contractor, notwithstanding any other claimed theory of entitlement on the part of the Contractor or its subcontractors or suppliers.

**13. CONTRACT BINDING**

It is agreed that this Contract shall be binding on and inure to the benefit of the parties hereto, their heirs, executors, administrators, assigns and successors.

**14. PARAGRAPH HEADINGS**

The captions and headings set forth herein are for convenience of reference only and shall not be construed so as to define or limit the terms and provisions hereof.

**15. SEVERABILITY**

It is understood and agreed by the parties hereto that, if any part, term, or provision of this Contract, except for the provisions of this Contract requiring prior appropriation and limiting the total amount to be paid by the City, is by the courts held to be illegal or in conflict with any law of the State of Colorado, the validity of the remaining portions or provisions shall not be affected, and the rights and obligations of the parties shall be construed and enforced as if the Contract did not contain the particular part, term or provision held to be invalid.

**16. MAXIMUM CONTRACT AMOUNT AND TERM**

The maximum Contract Amount to be paid by the City to the Contractor for all Work performed under this Contract shall in no event exceed **Five Million Six Hundred Seven Thousand Five Hundred Eighty One Dollars and Thirty Four Cents (\$5,607,581.34 )** unless this Contract is modified to increase said amount by a duly authorized, written contract amendment mutually agreeable to and executed by the parties hereto. The term of this agreement shall be three (3) years from the date of execution of this Contract. Any work order issued prior to the expiration of the term shall be performed to completion, even if such performance extends beyond the expiration date and the term of the contract shall be extended to accommodate completion of all outstanding work orders. Additionally, the contract may be extended by a mutually agreeable contract amendment initiated at the sole discretion of the City. Each project will be assigned and authorized separately and no authorized Project cost will exceed **Four Hundred Fifty Thousand Dollars and No Cents (\$450,000.00).**

**17. ELECTRONIC SIGNATURES AND ELECTRONIC RECORDS:**

Contractor consents to the use of electronic signatures by the City. The Agreement, and any other documents requiring a signature hereunder, may be signed electronically by the City in the manner specified by the City. The Parties agree not to deny the legal effect or enforceability of the Agreement solely because it is in electronic form or because an electronic record was used in its formation. The Parties agree not to object to the admissibility of the Agreement in the form of an electronic record, or a paper copy of an electronic document, or a paper copy of a document bearing an electronic signature, on the ground that it is an electronic record or electronic signature or that it is not in its original form or is not an original.

**Contract Control Number:**

IN WITNESS WHEREOF, the parties have set their hands and affixed their seals at Denver, Colorado as of

SEAL

**CITY AND COUNTY OF DENVER**

ATTEST:

By \_\_\_\_\_

\_\_\_\_\_

APPROVED AS TO FORM:

REGISTERED AND COUNTERSIGNED:

By \_\_\_\_\_

By \_\_\_\_\_

By \_\_\_\_\_






IN WITNESS WHEREOF, the parties have executed this agreement and affixed their seals at Denver, Colorado as of the day first above written.

**Contract Control Number: 201626972**

**Vendor Name: Sky Blue Builders LLC**

By:  \_\_\_\_\_

Name: Mowail Haile  
(please print)

Title: President  
(please print)

**ATTEST: [if required]**

By: \_\_\_\_\_

Name: \_\_\_\_\_  
(please print)

Title: \_\_\_\_\_  
(please print)



**CITY AND COUNTY OF DENVER  
DEPARTMENT OF PUBLIC WORKS**

**General Contract Conditions**

**INDEX**

<b>TITLE 1</b>		
<b>DEFINITIONS</b>	.....	<b>1</b>
101	CITY .....	1
102	CONTRACT .....	1
103	CONTRACT AMOUNT .....	1
104	CONTRACT DOCUMENTS .....	1
105	CONTRACT TIME .....	1
106	CONTRACTOR .....	2
107	CONTRACTOR PERSONNEL .....	2
108	DAYS .....	2
109	DEPUTY MANAGER .....	2
110	DESIGNER .....	2
111	FINAL COMPLETION .....	2
112	MANAGER .....	3
113	PRODUCT DATA .....	3
114	PROJECT .....	3
115	PROJECT MANAGER .....	3
116	SAMPLES .....	3
117	SHOP DRAWINGS .....	3
118	SUBCONTRACTOR .....	3
119	SUBSTANTIAL COMPLETION .....	3
120	SUPPLIER .....	4
121	WORK .....	4
<b>TITLE 2</b>		
<b>CITY ADMINISTRATIVE ORGANIZATIONS; LINE OF AUTHORITY</b>	.....	<b>5</b>
201	DEPARTMENT OF AVIATION .....	5
202	MANAGER OF AVIATION .....	5
203	DEPARTMENT OF PUBLIC WORKS .....	5
204	MANAGER OF PUBLIC WORKS .....	5
205	BUILDING INSPECTION .....	5
206	ZONING .....	5
207	DIVISION OF SMALL BUSINESS OPPORTUNITY .....	6
208	CITY AUDITOR .....	6
209	MANAGER OF FINANCE .....	6
210	CITY ATTORNEY .....	6
211	OFFICE OF RISK MANAGEMENT .....	6
212	CITY'S CONTRACT ADMINISTRATION LINE OF AUTHORITY .....	6
213	CITY'S COMMUNICATION WITH THE CONTRACTOR .....	7

**TITLE 3**

**CONTRACTOR PERFORMANCE AND SERVICES..... 8**

- 301 CONSIDERATION  
(CONTRACTOR'S PROMISE OF PERFORMANCE)..... 8
- 302 NOTICE TO PROCEED AND COMPLETION OF THE WORK ..... 8
- 303 EXACT CONTRACTOR PERFORMANCE ..... 8
- 304 SUBSTITUTED PERFORMANCE ..... 8
- 305 WORK PERFORMED UNDER ADVERSE  
WEATHER CONDITIONS..... 9
- 306 WORKING HOURS AND SCHEDULE ..... 9
- 307 CONTRACTOR'S SUPERINTENDENT ..... 10
- 308 COMMUNICATIONS ..... 10
- 309 CONTRACTOR SUBMITTALS  
AND OTHER WRITTEN COMMUNICATIONS TO THE CITY..... 10
- 310 COMPETENCE OF CONTRACTOR'S WORK FORCE ..... 11
- 311 NO EMPLOYMENT OF ILLEGAL ALIENS TO PERFORM WORK UNDER THE  
CONTRACT.....11
- 312 CONDUCT OF CONTRACTOR'S PERSONNEL ..... 12
- 313 SUGGESTIONS TO CONTRACTOR..... 12
- 314 WORK FORCE ..... 12
- 315 CONSTRUCTION MACHINES AND STANDBY EQUIPMENT ..... 13
- 316 CUTTING AND PATCHING THE WORK ..... 13
- 317 PERMITS AND LICENSES ..... 13
- 318 CONSTRUCTION SURVEYS ..... 14
- 319 PRESERVATION OF PERMANENT  
LAND SURVEY CONTROL MARKERS ..... 14
- 320 TRADEMARKS, COPYRIGHTS AND PATENTED DEVICES,  
MATERIALS, AND PROCESSES ..... 15
- 321 PROJECT SIGNS..... 15
- 322 PUBLICITY AND ADVERTISING ..... 16
- 323 TAXES ..... 16
- 324 DOCUMENTS AND SAMPLES AT THE SITE ..... 17
- 325 CLEANUP DURING CONSTRUCTION..... 17
- 326 SANITARY FACILITIES..... 18
- 327 POWER, LIGHTING, HEATING, VENTILATING,  
AIR CONDITIONING AND WATER SERVICES ..... 18

**TITLE 4**

**CONTRACT DOCUMENTS (DRAWINGS AND TECHNICAL SPECIFICATIONS) ..... 19**

- 401 CONTRACT DOCUMENTS - REVIEW AND INTERPRETATION..... 19
- 402 OWNERSHIP OF CONTRACT DRAWINGS  
AND TECHNICAL SPECIFICATIONS..... 20
- 403 CONTRACT DRAWINGS AND TECHNICAL SPECIFICATIONS  
ISSUED TO THE CONTRACTOR ..... 20
- 404 REQUESTS FOR INFORMATION OR CLARIFICATION ..... 21
- 405 SHOP DRAWINGS, PRODUCT DATA AND SAMPLES ..... 21
- 406 SUBSTITUTION OF MATERIALS AND EQUIPMENT ..... 22

**TITLE 5**

**SUBCONTRACTS .....24**

- 501 SUBCONTRACTS..... 24
- 502 SUBCONTRACTOR ACCEPTANCE ..... 24

**TITLE 6**

**TIME OF COMMENCEMENT AND COMPLETION ..... 27**

- 601 BEGINNING, PROGRESS AND TIME OF COMPLETION ..... 27
- 602 LIQUIDATED DAMAGES; ADMINISTRATIVE COSTS;  
ACTUAL DAMAGES..... 27

603	DELAY DAMAGES .....	28
<b>TITLE 7</b>		
<b>COOPERATION, COORDINATION AND RATE OF PROGRESS .....</b>		<b>29</b>
701	COOPERATION WITH OTHER WORK FORCES .....	29
702	COORDINATION OF THE WORK.....	30
703	COORDINATION OF PUBLIC CONTACT.....	30
704	RATE OF PROGRESS .....	30
<b>TITLE 8</b>		
<b>PROTECTION OF PERSONS AND PROPERTY .....</b>		<b>32</b>
801	SAFETY OF PERSONS .....	32
802	PROTECTIVE DEVICES AND SAFETY PRECAUTIONS .....	33
803	PROTECTION OF PROPERTY AND WORK IN PROGRESS .....	33
804	PROTECTION OF MUNICIPAL, PUBLIC SERVICE OR PUBLIC UTILITY SYSTEMS .....	34
805	PROTECTION OF STREET AND ROAD SYSTEM .....	35
806	PROTECTION OF DRAINAGE WAYS.....	36
807	PROTECTION OF THE ENVIRONMENT .....	36
808	HAZARDOUS AND EXPLOSIVE MATERIALS OR SUBSTANCES.....	37
809	ARCHAEOLOGICAL AND HISTORICAL DISCOVERIES .....	37
<b>TITLE 9</b>		
<b>COMPENSATION .....</b>		<b>38</b>
901	CONSIDERATION (CITY'S PROMISE TO PAY).....	38
902	PAYMENT PROCEDURE .....	38
903	SCHEDULE OF VALUES IN LUMP SUM CONTRACTS .....	39
904	UNIT PRICE CONTRACTS.....	39
905	PROGRESS PERIOD.....	39
906	APPLICATIONS FOR PAYMENT .....	40
907	RELEASES AND CONTRACTORS CERTIFICATIONS OF PAYMENT .....	41
908	RETAINAGE .....	41
909	ADDITIONAL WITHHOLDING OF PROGRESS PAYMENTS .....	42
910	FINAL ESTIMATE AND PAYMENT .....	43
911	ACCOUNTING OF COSTS AND AUDIT .....	43
<b>TITLE 10</b>		
<b>WAGE .....</b>		<b>45</b>
1001	PREVAILING WAGE ORDINANCE.....	45
1002	POSTING OF THE APPLICABLE WAGE RATES.....	45
1003	RATE AND FREQUENCY OF WAGES PAID.....	45
1004	REPORTING WAGES PAID .....	45
1005	FAILURE TO PAY PREVAILING WAGES .....	46
<b>TITLE 11</b>		
<b>CHANGES IN THE WORK, CONTRACT PRICE OR CONTRACT TIME .....</b>		<b>47</b>
1101	CHANGE ORDER.....	47
1102	CITY INITIATED CHANGES .....	47
1103	CONTRACTOR CHANGE REQUEST.....	48
1104	ADJUSTMENT TO CONTRACT AMOUNT .....	51
1105	TIME EXTENSIONS.....	54
<b>TITLE 12</b>		
<b>CONTRACTOR CLAIMS FOR ADJUSTMENT AND DISPUTES.....</b>		<b>56</b>
1201	NOTICE OF INTENT TO CLAIM.....	56
1202	SUBMITTAL OF CLAIMS .....	56
1203	WAIVER OF CLAIMS .....	58



<b>TITLE 13</b>	
<b>DISPUTES .....</b>	<b>59</b>
1301 DISPUTES .....	59
<b>TITLE 14</b>	
<b>SITE CONDITIONS .....</b>	<b>60</b>
1401 DIFFERING SITE CONDITIONS.....	60
1402 SITE INSPECTIONS AND INVESTIGATIONS.....	60
<b>TITLE 15</b>	
<b>PERFORMANCE AND PAYMENT BONDS .....</b>	<b>62</b>
1501 SURETY BONDS .....	62
1502 PERFORMANCE BOND .....	62
1503 PAYMENT BOND.....	62
<b>TITLE 16</b>	
<b>INSURANCE AND INDEMNIFICATION .....</b>	<b>63</b>
1601 INSURANCE .....	63
1602 DEFENSE AND INDEMNIFICATION .....	63
<b>TITLE 17</b>	
<b>INSPECTION AND DEFECTS .....</b>	<b>64</b>
1701 CONSTRUCTION INSPECTION BY THE CITY.....	64
1702 AUTHORITY OF INSPECTORS .....	64
1703 OBSERVABLE DEFECTS.....	64
1704 DEFECTS - UNCOVERING WORK .....	64
1705 LATENT DEFECTS .....	65
1706 REMOVAL OF DEFECTIVE MATERIALS AND WORK .....	65
<b>TITLE 18</b>	
<b>WARRANTIES, GUARANTEES AND CORRECTIVE WORK.....</b>	<b>66</b>
1801 CONTRACTOR’S WARRANTIES, GUARANTEES AND CORRECTION OF WORK .....	66
1802 PERFORMANCE DURING WARRANTY PERIOD .....	67
<b>TITLE 19</b>	
<b>SUBSTANTIAL COMPLETION OF THE WORK.....</b>	<b>69</b>
1901 CONTRACTOR’S NOTICE OF SUBSTANTIAL COMPLETION .....	69
1902 INSPECTION AND PUNCH LIST .....	69
1903 CERTIFICATE OF SUBSTANTIAL COMPLETION.....	69
1904 RIGHT OF EARLY OCCUPANCY OR USE .....	69
<b>TITLE 20</b>	
<b>FINAL COMPLETION AND ACCEPTANCE OF THE WORK.....</b>	<b>71</b>
2001 CLEAN-UP UPON COMPLETION.....	71
2002 FINAL COMPLETION AND ACCEPTANCE OF THE WORK .....	71
2003 FINAL SETTLEMENT.....	71
<b>TITLE 21</b>	
<b>SUSPENSION OF WORK.....</b>	<b>74</b>
2101 SUSPENSION OF WORK.....	74
2102 SUSPENSION OF THE WORK FOR THE CITY’S CONVENIENCE .....	74
2103 SUSPENSION BECAUSE OF ORDER OF CITY, STATE OR FEDERAL COURT OR AGENCY .....	75
2104 SUSPENSION RESULTING FROM CONTRACTOR’S FAILURE TO PERFORM.....	75

**TITLE 22**

**CITY’S RIGHT TO TERMINATE THE CONTRACT .....76**

    2201 TERMINATION OF CONTRACT FOR CAUSE ..... 76

    2202 TERMINATION OF CONTRACT  
             FOR CONVENIENCE OF THE CITY ..... 77

**TITLE 23**

**MISCELLANEOUS PROVISIONS ..... 80**

    2301 PARTIES TO THE CONTRACT..... 80

    2302 FEDERAL AID PROVISIONS..... 80

    2303 NO WAIVER OF RIGHTS ..... 80

    2304 NO THIRD PARTY BENEFICIARY ..... 80

    2305 GOVERNING LAW; VENUE..... 81

    2306 ABBREVIATIONS ..... 81

    2307 STATUTE OF LIMITATIONS IN C.R.S. § 13-80-102(1)(h) ..... 81

**CITY AND COUNTY OF DENVER**  
**DEPARTMENT OF PUBLIC WORKS**  
**ENGINEERING DIVISION**

**SPECIAL CONTRACT CONDITIONS**

**SC-1 CONSTRUCTION SPECIFICATIONS**

Except as amended herein or in the attached Technical Specifications, all Work performed under the terms of this Contract shall be governed by the applicable provisions of the following latest editions:

City and County of Denver:

*Standard Specifications for Construction, GENERAL CONTRACT CONDITIONS,*  
2011 Edition.

*Transportation Standards and Details for the Engineering Division*

*City and County of Denver Traffic Standard Drawings*

Wastewater Management Division

– *Standard Detail Drawings*

– *Public Works Wastewater Capital Projects Management Standard Construction Specifications*

Colorado Department of Transportation:

*Standard Specifications for Road and Bridge Construction*  
(Sections 200 through 700 of the 2011 Edition)

Federal Highway Administration:

*Manual on Uniform Traffic Control Devices for Streets & Highways* (MUTCD)

Building & Fire Codes:

*Building Code of the City and County of Denver*

(International Building Code 2009 Series, City and County of Denver Amendments 2011)

*National Fire Protection Association Standards*

(As referenced in the Building Code of the City and County of Denver)

The aforementioned City and County of Denver documents are available for review at the Capital Projects Management Office, 201 W. Colfax Ave., Dept. 506, (5<sup>th</sup> floor), Denver, CO 80202. The *Standard Specifications for Construction, GENERAL CONTRACT CONDITIONS* is available at:

<https://www.denvergov.org/content/denvergov/en/contract-administration/contractor-resources.html>

*Transportation Standards and Details for the Engineering Division* and the Wastewater Management Division – *Standard Detail Drawings*, are available at <http://www.denvergov.org>.

The “*Colorado Department of Transportation Standard Specifications for Road and Bridge Construction*” is available for review on CDOT’s website at <http://www.coloradodot.info/> and can be purchased from the Colorado Department of Transportation.

The *Manual on Uniform Traffic Control Devices for Streets & Highways* is available for review at the Federal Highway Administration Website at: [www.fhwa.dot.gov](http://www.fhwa.dot.gov), The FHWA website also contains purchasing information.

**SC-2 DEPUTY MANAGER / CITY ENGINEER**

General condition 109 DEPUTY MANAGER is hereby deleted in its entirety and replaced with the following:  
The “Deputy Manager” means the official who reports directly to the Manager and exercises supervisory responsibility in the City agency defined in Title 2 herein that is responsible for the Project. The Manager hereby designates the City Engineer as the Deputy Manager for purposes of this Contract. The City Engineer shall have responsibility for this Project and shall undertake all duties, responsibilities, rights and authority, including specific actions and decisions, delegated to the Deputy Manager under the various terms and conditions of this Contract.

**SC-3 ENGINEERING DIVISION / CITY ENGINEER**

The Engineering Division is a unit of the Department of Public Works and is supervised by the City Engineer, who is subordinate to the Manager of Public Works. This Division is responsible for the planning, design, construction, operation and maintenance of all of the City's transportation facilities and the planning, design and construction of all of the City's wastewater facilities, except for the City's Municipal Airport System. All other references to the Transportation Division or the Deputy Manager of Public Works for Transportation are deleted and replaced with references to the Engineering Division and City Engineer, respectively.

**SC-4 WASTEWATER MANAGEMENT DIVISION**

The Wastewater Management Division is a unit of the Department of Public Works and is supervised by the Deputy Manager of Public Works for Wastewater Management, who is subordinate to the Manager of Public Works. This Division is responsible for the operation and maintenance of the City's wastewater facilities.

**SC-5 CITY DELEGATION OF AUTHORITY**

With reference to General Contract Condition 109, DEPUTY MANAGER, and General Contract Condition 212, CITY'S CONTRACT ADMINISTRATION LINE OF AUTHORITY, the Manager hereby designates the City Engineer (the “Director”) as the City official responsible for those certain actions and decisions designated as the responsibility of the Deputy Manager under the General Conditions and delegates to the Director the authority necessary to undertake those responsibilities under this Contract. The Director shall have supervisory responsibility over the Project Manager. Additionally, Contractor questions concerning the Plans and Technical Specifications shall be directed to:

**Denver Department of Public Works**

Project Manager  
City Project Manager  
Michael Koslow

Telephone  
  
(720) 913-4840

**SC-6 LIQUIDATED DAMAGES**

The Contract Time, as that term is defined under the General Conditions, shall be separately set out in each Work Order. Should the Contractor fail to complete all Work within the Contract Time allocated under that Work Order, the Contractor shall become liable to the City and County of Denver for liquidated damages on that Project, and not as a penalty, at the rate of \$500.00 for each Day that the Contractor exceeds the time limits herein specified, all in accordance with provisions of General Contract Condition 602, LIQUIDATED DAMAGES; ADMINISTRATIVE COSTS; ACTUAL DAMAGES, unless a greater or lesser amount is provided for in the authorized Work Order.

Representative hourly rates for the City administrative costs described in General Contract Condition 602.2 shall be as follows for this Project:

Project Manager	\$69 per hour
Project Engineer	\$63 per hour
Inspector	\$49 per hour
Surveying, if necessary	\$100 per hour



**SC-7 SUBCONTRACTS**

In accordance with General Contract Condition 501, SUBCONTRACTS, no limit shall apply to that percentage of the Work which may be sublet providing that the subcontractors receive prior approval in accordance with General Contract Condition 502, SUBCONTRACTOR ACCEPTANCE.

**SC-8 RESERVED**

**SC-9 PAYMENTS TO CONTRACTORS**

The application for payment shall be submitted through Textura® Corporations Construction Management Website. Contractor recognizes and agrees that it shall be required to use the Textura Construction Payment Management System for this Project. Contractor further agrees that, to the fullest extent possible within the CPM System, the City shall be entitled to all non-Confidential records, reports, data and other information related to the project that are available to Contractor through the CPM System, including, but not limited to, information related to Contractor and subcontractor billings. To that end, Contractor agrees that it will activate any available settings within the CPM System that are necessary to grant the City access to such non-Confidential information related to the contract and the project. Applications for payment shall be based on the Contract Unit Prices or the approved Schedule of Values described in GC 903.1

In accordance with General Contract Condition 902, PAYMENT PROCEDURE, the party(ies) responsible for review of all Pay Applications shall be:

<u>Agency/Firm</u>	<u>Name</u>	<u>Telephone</u>
Public Works/Engineering Division	Michael Koslow	720-913-4840

In accordance with General Contract Condition 906, APPLICATIONS FOR PAYMENT, each Application submitted shall include the following:

1. The estimate of Work completed shall be based on the approved schedule of values or unit prices, as applicable, and the percent of the Work complete.
2. Each Application for Payment shall include each and every independent subcontractor’s payroll information including pay dates and pay amounts.
3. The Contractor shall also submit to the Auditor and other appropriate officials of the City in a timely fashion, information required by General Contract Condition 1004, REPORTING WAGES PAID.

In accordance with General Contract condition 907, RELEASES AND CONTRACTORS CERTIFICATION OF PAYMENT, Applications for Payment must be accompanied by completed Partial or Final Claim Release Form, as appropriate, from EACH subcontractor and supplier, **AND/OR** the Contractors' Certification of Payment Form. The forms, Final/Partial Release and Certificate of Payment (Subcontractor/Supplier) and the Contractor’s Certification of Payment, both of which must be used are as follows.







**Instructions for Completing the  
Contractor/Consultant  
Certification of Payment Form**

**Note:** The attached Contractor/Consultant Certification of Payment form must be completed by the Contractor/ Subconsultant and all subcontractors/subconsultant or suppliers used on the project at **any tier** and submitted with each pay application. The Contractor/Consultant is responsible for the accuracy of all information provided and is required to have each subcontractor/subconsultant or supplier fill out the appropriate forms. Please be sure to complete all information requested at the top of the form, including the name of the person who prepared this form.

If you reproduce this form, you must continue to list each of the originally listed firms, as well as any additional firms used during the performance period of the contract work or task order.

If you have any questions, please call the Compliance Unit of DSBO at 720.913.1999.

**Instructions for Completing the Contractor/Consultant Certification of Payment Form, per Column**

**Contractor/Subcontractor or Subconsultant/Supplier Name:** In the space provided, list all subcontractors/ subconsultants and suppliers used on the project. For all M/W/S/E/DBEs use the exact name listed in the DSBO Directory.

**M/W/S/E/DBE/NON:** For each name listed, indicate whether the entity is a certified M/W/S/E/DBE.

**Column A:** Provide the contract amount, as listed at bid time, for the Contractor/Consultant and each subcontractor/subconsultant or supplier.

**Column B:** Provide the percentage portion of each listed subcontractor/subconsultant or supplier contract amount (Column A) compared to the total original contract amount in (I).

**Column C:** Provide the original contract amount (Column A) for each subcontractor/subconsultant or supplier plus any awarded alternate and/or change order amounts applicable. If an alternate/change order does not apply to the listed firm, re-enter the original contract amount (Column A).

**Column D:** Provide the percent portion of each listed subcontractor/subconsultant or supplier contract amount (Column C) compare to the current total contract amount in (II).

**Column E:** Provide the amount requested for work performed or materials supplied by each listed subcontractor/subconsultant or supplier for this pay application. The sum of the items in this column should equal the estimated amount requested for this pay application.

**Column F:** Provide the amount paid to each subcontractor/subconsultant or supplier on the previous pay application. Enter the previous pay application number in the column heading. The sum of the items listed in this column should equal the warrant amount paid to the Contractor/Consultant on the previous pay application. The amounts paid to the subcontractor/subcontractor or suppliers should be the actual amount of each check issued.

**Column G:** Provide the net paid to date for the Contractor/Subconsultant and each listed subcontractor/subconsultant or supplier.

**Column H:** Provide the percent portion of the net paid to date (Column G) for the Contractor/Subconsultant and each listed subcontractor/subconsultant or supplier of the current total contract amount in (II).



## **SC-10 CONTRACT FORMS**

In accordance with the terms and conditions of the Contract Documents, the City requires the use of certain form documents in complying with or satisfying various obligations, notifications and conditions in contracting with the City or performing Work hereunder. These form documents are referenced by title throughout the Contract Documents for mandatory use as directed. The following are the forms that shall be detached and utilized in accordance with the Contract Documents:

1. Performance and Payment Bond
2. Performance and Payment Bond Surety Authorization Letter

The following are forms that will be issued by the City during construction:

1. Notice to Apparent Low Bidder (Sample)
2. Notice To Proceed (Sample)
3. Certificate of Contract Release (Sample)

## **SC-11 CONSTRUCTION INSPECTION BY THE CITY**

General Condition 1701, CONSTRUCTION INSPECTION BY THE CITY, is modified as follows:

**1701** Persons who are employees of the City or who are under contract to the City or the City as lessee will be assigned to inspect and test the Work. These persons may perform any tests and observe the Work to determine whether or not designs, materials used, manufacturing and construction processes and methods applied, and equipment installed satisfy the requirements of the drawings and specifications, accepted Shop Drawings, Product Data and Samples, and the General Contractor's warranties and guarantees. The General Contractor shall permit these inspectors unlimited access to the Work and provide means of safe access to the Work, which cost shall be included as a Cost of the Work without any increase to the Guaranteed Maximum Price. In addition, General Contractor shall provide whatever access and means of access are needed to off-site facilities used to store or manufacture materials and equipment to be incorporated into the Work and shall respond to any other reasonable request to further the inspector's ability to observe or complete any tests. Such inspections shall not relieve the General Contractor of any of its quality control responsibilities or any other obligations under the Contract. All inspections and all tests conducted by the City are for the convenience and benefit of the City. These inspections and tests do not constitute acceptance of the materials or Work tested or inspected, and the City may reject or accept any Work or materials at any time prior to the inspections pursuant to G.C. 2002, whether or not previous inspections or tests were conducted by the inspector or a City representative.

**.2** Building Inspection will perform building code compliance inspections for structures designed for human occupancy. It is the General Contractor's responsibility to schedule and obtain these inspections. If a code compliance inspection results in identification of a condition which will be at variance to the Contract Documents, the General Contractor shall immediately notify the Project Manager and confirm such notification with formal correspondence no later than forty-eight (48) hours after the occurrence.

**.3** When any unit of government or political subdivision, utility or Railroad Corporation is to pay a portion of the cost of the Work, its respective representatives shall have the right to inspect the Work. This inspection shall not make any unit of government or political subdivision, utility or Railroad Corporation a party to the Contract, and shall not interfere with the rights of either party.

## **SC-12 DISPOSAL OF NON-HAZARDOUS WASTE AT DADS**

In accordance with the Landfill Agreement made between the City and Waste Management of Colorado, Inc., bidders will be required to haul dedicated loads (non-hazardous entire loads of waste) to the Denver-Arapahoe Disposal Site ("DADS") for disposal. DADS is located at Highway 30 and Hampden Avenue in Arapahoe County, Colorado. The City will pay all fees associated with such disposal but the bidder shall be responsible for the costs of transporting the loads. Non-hazardous waste is defined as those substances and materials not defined or classified as hazardous by the Colorado Hazardous Waste Commission pursuant to C.R.S. §25-15-101(6), as amended from time to time, and includes construction debris, soil and asbestos. Bidders shall not use Gun Club Road between I-70 and Mississippi Avenue as a means of access to DADS.

## **SC-13 PROHIBITION ON USE OF CCA-TREATED WOOD PRODUCTS**

The use of any wood products pressure-treated with chromated copper arsenate (CCA) is prohibited. Examples of CCA-treated wood products include wood used in play structures, decks, picnic tables, landscaping timbers, fencing, patios, walkways and boardwalks.

#### **SC-14 WAIVER OF: PART 8 OF ARTICLE 20 OF TITLE 13, COLORADO REVISED STATUTES**

The Contractor specifically waives all provisions of Part 8 of Article 20 of Title 13, Colorado Revised Statutes regarding defects in the Work under this Construction Contract.

#### **SC-15 ATTORNEY'S FEES**

Colorado Revised Statute 38-26-107 requires that in the event any person or company files a verified statement of amounts due and unpaid in connection with a claim for labor and materials supplied on this project, the City shall withhold from payments to the Contractor sufficient funds to insure the payment of any such claims. Should the City and County of Denver be made a party to any lawsuit to enforce such unpaid claims or any lawsuit arising out of or relating to such withheld funds, the Contractor agrees to pay to the City its costs and a reasonable attorney's fee which cost shall be included as a Cost of the Work.

Because the City Attorney does not bill City staff for legal services on an hourly basis, the Contractor agrees a reasonable fee shall be computed at the rate of one hundred dollars per hour of City Attorney time.

#### **SC-16 INSURANCE**

General Condition 1601 is hereby deleted in its entirety and replaced with the following:

(1) **General Conditions:** Contractor agrees to secure, at or before the time of execution of this Agreement, the following insurance covering all operations, goods or services provided pursuant to this Agreement. Contractor shall keep the required insurance coverage in force at all times during the term of the Agreement, or any extension thereof, during any warranty period, and for eight (8) years after termination of the Agreement. The required insurance shall be underwritten by an insurer licensed or authorized to do business in Colorado and rated by A.M. Best Company as "A-"VIII or better. Each policy shall contain a valid provision or endorsement requiring notification to the City in the event any of the required policies be canceled or non-renewed before the expiration date thereof. Such written notice shall be sent to the parties identified in the Notices section of this Agreement. Such notice shall reference the City contract number listed on the signature page of this Agreement. Said notice shall be sent thirty (30) days prior to such cancellation or non-renewal unless due to non-payment of premiums for which notice shall be sent ten (10) days prior. If such written notice is unavailable from the insurer, contractor shall provide written notice of cancellation, non-renewal and any reduction in coverage to the parties identified in the Notices section by certified mail, return receipt requested within three (3) business days of such notice by its insurer(s) and referencing the City's contract number. If any policy is in excess of a deductible or self-insured retention, the City must be notified by the Contractor. Contractor shall be responsible for the payment of any deductible or self-insured retention. The insurance coverages specified in this Agreement are the minimum requirements, and these requirements do not lessen or limit the liability of the Contractor. The Contractor shall maintain, at its own expense, any additional kinds or amounts of insurance that it may deem necessary to cover its obligations and liabilities under this Agreement.

(2) **Proof of Insurance:** Contractor shall provide a copy of this Agreement to its insurance agent or broker. Contractor may not commence services or work relating to the Agreement prior to placement of coverage. Contractor certifies that the certificate of insurance attached as part of the Contract Documents, preferably an ACORD certificate, complies with all insurance requirements of this Agreement. The City requests that the City's contract number be referenced on the Certificate. The City's acceptance of a certificate of insurance or other proof of insurance that does not comply with all insurance requirements set forth in this Agreement shall not act as a waiver of Contractor's breach of this Agreement or of any of the City's rights or remedies under this Agreement. The City's Risk Management Office may require additional proof of insurance, including but not limited to policies and endorsements.

(3) **Additional Insureds:** For Commercial General Liability and Auto Liability, Contractor and subcontractor's insurer(s) shall name the City and County of Denver, its elected and appointed officials, employees and volunteers as additional insured.

(4) **Waiver of Subrogation:** For all coverages, Contractor's insurer shall waive subrogation rights against the City.

(5) **Subcontractors and Subconsultants:** All subcontractors and subconsultants (including independent contractors, suppliers or other entities providing goods or services required by this Agreement) shall be subject to all of the requirements herein and shall procure and maintain the same coverages required of the Contractor. Contractor shall include all such subcontractors as additional insured under its policies (with the exception of Workers' Compensation) or shall ensure that all such subcontractors and subconsultants maintain the required coverages. Contractor agrees to provide proof of insurance for all such subcontractors and subconsultants upon request by the City.

(6) **Workers' Compensation/Employer's Liability Insurance:** Contractor shall maintain the coverage as required by statute for each work location and shall maintain Employer's Liability insurance with limits of \$100,000 per occurrence for each bodily injury claim, \$100,000 per occurrence for each bodily injury caused by

disease claim, and \$500,000 aggregate for all bodily injuries caused by disease claims. Contractor expressly represents to the City, as a material representation upon which the City is relying in entering into this Agreement, that none of the Contractor's officers or employees who may be eligible under any statute or law to reject Workers' Compensation Insurance shall effect such rejection during any part of the term of this Agreement, and that any such rejections previously effected, have been revoked as of the date Contractor executes this Agreement.

(7) **Commercial General Liability:** Contractor shall maintain a Commercial General Liability insurance policy with limits of \$1,000,000 for each occurrence, \$1,000,000 for each personal and advertising injury claim, \$2,000,000 products and completed operations aggregate, and \$2,000,000 policy aggregate.

(8) **Business Automobile Liability:** Contractor shall maintain Business Automobile Liability with limits of \$1,000,000 combined single limit applicable to all owned, hired and non-owned vehicles used in performing services under this Agreement

(9) **Additional Provisions:**

- (a) For Commercial General Liability, the policies must provide the following:
  - (i) That this Agreement is an Insured Contract under the policy;
  - (ii) Defense costs in excess of policy limits;
  - (iii) A severability of interests or separation of insureds provision (no insured vs. insured exclusion); and
  - (iv) A provision that coverage is primary and non-contributory with other coverage or self-insurance maintained by the City.
- (b) For claims-made coverage:
  - (i) The retroactive date must be on or before the contract date or the first date when any goods or services were provided to the City, whichever is earlier
- (c) Contractor shall advise the City in the event any general aggregate or other aggregate limits are reduced below the required per occurrence limits. At their own expense, and where such general aggregate or other aggregate limits have been reduced below the required per occurrence limit, the Contractor will procure such per occurrence limits and furnish a new certificate of insurance showing such coverage is in force.

**SC-17 GREENPRINT DENVER**

In accordance with the City and County of Denver Executive Order 123: Greenprint Denver Office and Sustainability Policy, as amended, Contractor shall adhere to sections of Executive Order 123 pertinent to the construction of the built environment. This includes but is not limited to: all construction and renovation of buildings shall follow instructions and memorandum for high performance buildings; horizontal projects shall include the use of fly ash concrete and recycled aggregate where possible; and, all projects shall recycle construction and demolition waste, and install materials that contain recycled content whenever possible using the U.S. Green Building Council Leadership in Energy and Environmental Design (LEED) as guidance. Non-hazardous solid waste that is eligible for reuse or recycling is not subject to the DADS disposal requirement defined in SC-12.

A completed "Greenprint Denver Closeout Form for Construction Projects" shall be delivered to the Project Manager as a submittal requirement of Final Acceptance.

This form can be found at:

<http://www.denvergov.org/constructioncontracts/Home/ContractorResources/tabid/443154/Default.aspx>

## **ON-CALL SPECIFIC SPECIAL CONDITIONS:**

### **SC-18 PERFORMANCE OF WORK, AS DIRECTED BY THE CITY**

Titles 1 and 3 of the General Contract Conditions shall generally apply to this Contract as supplemented by the following:

As described elsewhere in the Contract documents, this Contract contemplates performance of services Work by the Contractor on a variety of, as yet to be identified, City construction and demolition Projects on an “as needed” or “on call” bases. Under the terms of this Contract, the City, in its sole discretion, will determine the extent and nature and also specific terms and conditions of each Work scope it requires the Contractor to. Nothing contained herein, however, shall be construed by the Contractor as promise or guarantee of any minimum amount of Work or compensation hereunder.

In the event the City elects to direct the Contractor to perform hereunder, the process by which both a specific Work scope and specific performance terms or conditions will be established prior to commencement of such work shall be as follows:

1. The City will identify a Work scope for the Contractor to perform and will issue to the Contractor a Proposal Pricing Request (in the format provided herein) containing, at a minimum, a detailed Work description, drawings, plans, specifications, the specific terms and conditions under which such Work must be performed and other pertinent materials.
2. In accordance with the terms and conditions of this Contract, the Contractor will review each Request and provide a price (in the Proposal Request Pricing Worksheet format provided herein) and a project schedule responsive to each Proposal Pricing Request. In preparing its price, the Contractor shall include all bid unit prices for any Work that corresponds with any unit price description. Work elements that are not covered by any unit prices shall be priced using the format and cost categories for labor, material and equipment specified herein.
3. Upon receipt of the completed and fully executed Proposal Request Pricing Worksheet from the Contractor, negotiation of non-unit price items and agreement on the total price, schedule and any other specific requirements for the requested scope of Work, a Work Order (in the format provided for herein) for the Work will be issued by the City authorizing the Work under the terms and conditions set forth Work Order and attachments and encumbering funds for the performance of such Work.
4. Upon receipt of the fully executed Work Order and a Work Order Notice to Proceed (in the format provided for herein), the Contractor shall have ten (10) consecutive calendar days to commence the Work.
5. During the course of performance of the Work authorized by each Work Order, the Contractor shall submit regular pay applications, in accordance with provisions of these Special Contract Conditions. The City shall issue payment for all satisfactorily completed Work authorized by Work Order, in accordance with the terms and conditions of the Contract Documents.
6. If additions, deletions or other modifications to the authorized Work scope or other terms or conditions are required or desired in the sole discretion of the City under a particular Work Order, a Work Order Change will be issued based on pricing prepared in the same manner as a Proposal Pricing Request and under the terms and conditions for issuance of a Change Order under the General Contract Conditions. The Work Order Change will identify any increase or decrease in the cost, change in the period of performance and any other modifications to the performance requirements for that particular Work Order.
7. Upon satisfactory completion, notice of Substantial Completion and Final Completion of the Work authorized and performed under each Work Order, Work Order Close-Out will occur, a Final Receipt for that Work Order will be issued, and final payment for the Work Order will be made.
8. Under this Contract, more than one Work Order may be issued and performed by the Contractor at the same time.



Given that under this Contract, the Contractor is committed to make available to the City and, as from time to time directed by the City under the process described, furnish all labor, tools, supplies, equipment, materials and everything necessary for and required to do, perform and complete all of the Work described in any Work Order issued in accordance with the terms and conditions set forth herein, certain provisions, terms and conditions included in the General Contract Conditions either will not apply or will apply on a Work Order by Work Order basis rather than an overall Contract basis.

As such, the term Work, as used in the Contract Documents shall mean the Contractor's equipment and physical plant, labor, management, administration, supervision, materials and supplies, and all other things needed to assemble, manufacture, complete or perform the various components into finished improvements pursuant to any Work Order issued pursuant to the Contract Documents. Unless otherwise specified or clearly inapplicable from the context of a given provision, each and every General Contract Condition contained or referenced in the Contract Documents shall apply to and control all Work performed hereunder.

**SC-19 PERFORMANCE AND PAYMENT BOND**

Title 15 of the General Contract Conditions shall generally apply to this Contract as supplemented by the following:

A Performance and Payment Bond, in the form included in these Contract Documents, shall be furnished covering all Work performed hereunder. An initial bond in the amount of **Fifty Thousand Dollars and No Cents (\$50,000.00)** shall be provided at the time of Contract execution. In the event the dollar amount of Work to be performed exceeds this amount on any given Work Order, the Contractor shall provide properly executed bond Change Riders, also in the form included in these Contract Documents immediately after this provision, in the amount(s) of any additional Work Orders issued hereunder.

**SC-20 PROPOSAL REQUEST PRICING**

Title 9 of the General Contract Conditions shall generally apply to this Contract as supplemented by the following:

- A. In order to initiate Work hereunder, the City must prepare and issue a Proposal Pricing Request, in the form included in these Contract Documents. For each Proposal Pricing Request submitted to the Contractor for pricing, the Contractor shall price the request and submit a completed Proposal Request Pricing Worksheet, in the form included in these Contract Documents immediately after this provision and complying with the terms and conditions set forth on the form, to the Project Manager, with all supporting materials, within fourteen (14) consecutive calendar days of the date of issuance of such Proposal Pricing Request. The Contractor shall price each request and prepare the appropriate documentation in accordance with the requirements stated herein.
- B. **Unit Prices** – In pricing a Request, the bid unit prices shall be fully compensation for the Work identified in the unit price description and corresponding specification section, as well as, all costs associated with field and office supervision required, and general and home office markups, overhead and any other direct or indirect costs of the Work not specifically excluded. The only costs that may be excluded from a bid unit prices must be applied to all Work that corresponds to the unit price description in the Bid Form;
- C. **Work Not Covered by Bid Unit Prices** – In pricing the remaining Work in a Request, the Contractor shall provide itemized and sufficient supporting data, including calculations, measurements, cost records, production rates, equipment types and capacity, labor costs by craft and other information which the City may reasonably require in order for the City to evaluate the Contractor's pricing for Work not covered by unit prices for any Proposal Request and Work Order Change pricing.

Direct labor costs shall include only the cost associated with the workers who actually perform the Work (including fringe benefits and the Contractor's actual cost for Worker's Compensation, Social Security and Payroll taxes). The costs of supervision, management and field or office overhead costs shall not be included or calculated as direct labor cost. For shop or plant components of the Work, the direct labor cost shall include only those workers who work directly on the item being manufactured or the actual operators of the equipment being used to handle the items being manufactured.

Material costs shall include the direct costs of materials, supplies and equipment incorporated in or consumed by the Work. The costs shall be based on buying the material, supplies and equipment other than small tools, or equipment rental rates without markup or operator, as listed in the appropriate rental rate book currently in use by the Colorado Department of Transportation.

Equipment costs shall be the actual cost to the Contractor of owned and/or rented equipment other than small tools, or equipment rental rates without markup or operator, as listed in the appropriate rental rate book currently in use by the Colorado Department of Transportation.

- D. **Markup for Overhead and Profit** – The Contractor, subcontractor or sub-subcontractor who actually performs the Work shall be entitled to a markup of 15% on the actual costs identified in item B, only, above. Bonds, insurance and sales tax shall be added **after** markup.

A supervising subcontractor, if any, shall not be entitled to a markup on the actual price charged to the subcontractor by the sub-subcontractor.

The Contractor shall be entitled to a 7% markup on the actual price for the subcontractor's work.

These percentage markups shall be considered to include field and office supervisors and assistants including all clerical and general office help; review and coordination; estimating; expediting; watchmen; small tools; incidental job burdens including office equipment and supplies, temporary toilets, telephone, fax and conformance to OSHA requirements; and general home office expenses. These percentage mark ups shall be applied one time only for each Proposal Request and shall not pyramid in any way.

- E. Bonds, Insurance, Permits and Taxes shall be reimbursed at the actual cost associated with all required bond riders, insurance, permits, licenses, and sales, use or other taxes related to the Work.
- F. If it is later determined that the pricing was not correct due to inaccurate or incomplete pricing data by the Contractor or any subcontractor or supplier, the price shall be reduced accordingly and the Work Order cost modified by a Work Order Change.

## SC-21 WORK ORDERS

With respect to Each Work Order Issued hereunder, the General Contract Conditions shall generally apply to this Contract as supplemented by the following:

Upon review of any Proposal Request Pricing Worksheet completed by the Contractor pursuant to a City Proposal Request, the City may, at its sole discretion, reject the pricing submittal or may direct that the Work described in the Proposal Request and priced by the Contractor be completed by issuance of a Work Order, in the form included in these Contract Documents to the Contractor. The City reserves the right to issue such a Work Order, at the price and under the terms of the Contractor's pricing submittal, at any time before the expiration of 120 consecutive calendar days from the date the pricing submittal was received by the City. If no Work Order is issued and the pricing submittal is not rejected within this period, the Contractor's pricing submittal shall be deemed rejected by the City.

**SC-22 WORK ORDER NOTICE TO PROCEED**

GC-302 of the General Contract Conditions shall generally apply to this Contract as supplemented by the following:

A Work Order Notice to Proceed, in the form included in these Contract Documents for that particular Work Order, will be issued by the Director at such time as the Work Order is executed by the Contractor and all designated City officials, and the Contractor has submitted a Payment and Performance bond or Bond Change Rider for the Work described in the Proposal Request, in accordance with SC-20, PERFORMANCE AND PAYMENT BOND, and which are satisfactory to the City Attorney. Until a Work Order Notice to Proceed is issued, the City shall have no obligation to compensate the Contractor for Work performed.

The Contractor shall commence the Work in accordance with that particular Work Order within ten (10) consecutive calendar days of the date of the Work Order Notice to Proceed, and the Contractor shall prosecute the Work to be accomplished under the Work Order at such time and place as the Work Order directs and shall fully complete in every detail all specified Work in accordance with the terms and conditions of the Work Order and the provisions of these General Contract Conditions and Special Contract Conditions, within the period of performance specified in the Work Order, plus such extensions of time as may be granted by the Manager in accordance with the provisions of this Contract.

**SC-23 PROGRESS PAYMENTS FOR WORK ORDERS**

Title 9 of the General Contract Conditions shall apply to this Contract as supplemented by the following:

With respect to any Work Order issued hereunder, the terms and conditions of Title 9 shall apply to each Work Order as if such Work Order were a separate Contract. In addition, progress payments for the performance of any Work shall be based on completed Work estimates supported wither by lien releases or properly completed Contractor's Certifications of Payment, in the format included in these Contract Documents, and subject to the following requirements:

1. Each estimate of Work completed for each Work Order shall contain a list of subcontractor and material invoices for all subcontractors and suppliers and shall be based on the approved schedule of values certified by the Project Engineer/Manager or the Consulting Architect or Engineer, as appropriate. Each submittal estimate must specify the percent of the Work complete.
2. Each estimate of Work completed for each Work Order shall specifically identify those M/WBE Subcontractors or Suppliers that the Contractor is utilizing on the Project pursuant to the requirements of Article III, Division 1 of Chapter 28, of the D.R.M.C.
3. Each estimate of Work for each Work Order completed shall be accompanied by either duplicate sets of verified Contractor's Certifications of Payment, in the form included in these Contract Documents, or by verified Partial Release of Contractor forms from each subcontractor and supplier, also in the form included in these Contract Documents. Each estimate of Work for each Work Order completed shall also be accompanied by:
  - a. A written schedule of values, which set out the quantities and costs for the Project; and
  - b. The Project Engineer/Manager's, or as applicable, Consulting Architect/Engineer's estimated statement of the percentage of Work completed for each line item of cost for which the Contractor seeks payment. The Contractor shall also submit to the Auditor and other appropriate officials of the City, in a timely fashion, all information required by the General Contract Conditions.
4. Each estimate of the percentage of Work completed shall constitute a representation by the Contractor to the City that the Work has progressed to the point indicated; that the quality of the Work covered by the estimate is in accordance with the Contract Documents; that each obligation covered by the estimate (except as otherwise noted) and the payments required will be used to discharge such obligation unless previously discharged; and that the Contractor is entitled to payment in the amount requested. The Project Engineer/Manager or the Consulting Architect/Engineer, as appropriate, with the assistance of input from the Project Manager, in the event that such has been retained, will also verify and certify the estimate prior to acceptance by the City.

5. By submitting an application for payment, the Contractor further warrants that:
  - a. Title to Work covered by each submitted estimate of Work completed will pass to the City by incorporation into the completed Work;
  - b. Work covered by previous estimates of Work completed is free and clear of liens, claims, security interests or encumbrances, hereinafter referred to as "liens, " except for any interest created by retainage; and
  - c. No Work covered by any estimate of Work completed will have been acquired by the Contractor, or any other person or entity performing Work at the Work site or furnishing materials or equipment for the Project and that no Work covered by any estimate is subject to an agreement under which an interest therein or an encumbrance thereon is retained by the seller or otherwise imposed by the contractor or such other person or entity.
6. Approval of an estimate of Work completed or actual payment by the City shall not foreclose the right of the City to examine the books and records of the Contractor to determine the correctness and accuracy of any estimate item.
7. The terms and conditions regarding retainage contained in General Contract Condition 908 shall apply separately to payments made under each and every Work Order issued hereunder. Moreover, applications for a reduction in retainage must be accompanied by Partial Release of Liens form from each subcontractor or supplier, in the form included in these Contract Documents immediately after this provision via the Textura® system.
8. Pursuant to General Contract Condition 907, the final estimate for payment shall also be accompanied by Final Release of Liens form from each subcontractor and supplier, in the form included in these Contract Documents.
9. Receipt of Contractor's Certification of Payment or Partial Release of Liens form by the City hereunder shall not act to impair the City's obligations imposed by C.R.S. 38-26-107 or successor statute.
10. If the Contractor disputes a subcontractor or supplier entitled to a portion of the previous month's payment, the Contractor need not submit a Contractor's Certificate of Payment or Partial Release of Liens form from such subcontractor and/or supplier. However, in lieu of such submittal, the Contractor shall submit to the City a copy of a written communication from the Contractor to such subcontractor and/or supplier explaining the Contractor's determination not to render payment to such subcontractor or supplier, together with proof of service of such written communication upon such subcontractor or supplier.

**SC-24 WORK ORDER CHANGES**

Title 11 of the General Contract Conditions shall apply to this Contract, on a Work Order by Work Order basis, as supplemented by the following:

In accordance with all terms and conditions provided for standard change orders under Title 11 of the General Contract Conditions, the City may issue Work Order Changes providing for deletions, additions and modifications to the Work under a duly issued Work Order. Work Order Changes must be issued on the Work Order Change Form, in the form included in these Contract Documents.

**SC-25 WORK ORDER CLOSE-OUT**

Titles 19 and 20 of the General Contract Conditions shall apply to this Contract, on a Work Order by Work Order basis, as supplemented by the following:

Upon Substantial Completion of all Work performed under each Work Order in accordance with the Contract Documents, final close-out for that Work Order shall be made in accordance with the terms and conditions of Title 20 of the General Contract Conditions.



**SC-26 CONTRACT CLOSE-OUT**

Upon written notification from the City to the Contractor that no further Work Orders will be issued hereunder and the completion of final close-out for any previously issued Work Orders in accordance with SC-19 WORK ORDER CLOSE-OUT, the Contract shall proceed to final close-out. The Contractor agrees to comply with all applicable Contract close-out procedures and requirements set forth in Section 01010 of the Contract Specifications. In addition, the Contractor agrees to execute and deliver to the City a Final Receipt in the forms previously referenced and to provide to the City a consent of surety covering all Work performed hereunder. Until such time as all Contract close-out procedures are completed and each contract close-out requirement is satisfied, the City shall retain from amounts due the Contractor, in addition to any other withholdings provided for hereunder, a sum not greater than one percent (1%) of the maximum contract amount specified herein.

**SC-27 OTHER ON-CALL CONSTRUCTION SERVICES CONTRACTS**

In the event the City elects to bid other Construction Services Contracts during the performance period specified herein, the parties specifically agree that the Contractor will not submit a bid or enter into a contract for such Contracts until such time as the City issues to the Contractor written notification that not further Work Orders will be issued hereunder, as provided for in SC-19 CONTRACT CLOSE-OUT.

**SC-28 ON-CALL SPECIFIC CONTRACT FORMS**

The following listed and attached "Contract Forms" shall be detached and utilized in accordance with the Contract Documents. *(forms located at the end of this section, behind title sheet labeled "SC-28 On-Call Specific Contract Forms")*

- 1. Change Rider ..... 1 Page
- 2. Proposal Request..... 1 Page
- 3. Proposal Request Pricing Worksheet ..... 1 Page
- 4. Unit Price Sheets for Proposal Request ..... 1 Page
- 5. Contractor Worksheet for Proposal Requests ..... 1 Page
- 6. Work Order..... 1 Pages
- 7. Work Order Change..... 1 Pages

**CITY AND COUNTY OF DENVER  
DEPARTMENT OF PUBLIC WORKS**

**PERFORMANCE AND PAYMENT BOND**

Bond No. 106513479

KNOW ALL MEN BY THESE PRESENTS, that we, the undersigned Sky Blue Builders LLC, a ~~corporation~~<sup>\*</sup> organized and existing under and by virtue of the laws of the State of Colorado, hereafter referred to as the "Contractor", and Travelers Casualty and Surety Company of America, a corporation organized and existing under and by virtue of the laws of the State of Connecticut, and authorized to transact business in the State of Colorado, as Surety, are held and firmly bound unto the **CITY AND COUNTY OF DENVER**, a municipal corporation of the State of Colorado, hereinafter referred to as the "City", in the penal sum of Fifty Thousand Dollars (\$50,000.00), lawful money of the United States of America, for the payment of which sum, well and truly to be made, we bind ourselves and our heirs, executors, administrators, successors and assigns, jointly and severally, firmly by these presents;

THE CONDITION OF THE FOREGOING OBLIGATION IS SUCH THAT:

WHEREAS, the above bounden Contractor has entered into a written contract with the aforesaid City for furnishing all labor and tools, supplies, equipment, superintendence, materials and everything necessary for and required to do, perform and complete the construction of **CONTRACT NO. 201626972 2016 ENHANCED BICYCLE FACILITY CONSTRUCTION SERVICES MASTER ON-CALL**, Denver, Colorado, and has bound itself to complete the project within the time or times specified or pay liquidated damages, all as designated, defined and described in the said Contract and Conditions thereof, and in accordance with the Plans and Technical Specifications therefore, a copy of said Contract being made a part hereof;

NOW, THEREFORE, if the said Contractor shall and will, in all particulars well and truly and faithfully observe, perform and abide by each and every Covenant, Condition and part of said Contract, and the Conditions, Technical Specifications, Plans, and other Contract Documents thereto attached, or by reference made a part thereof and any alterations in and additions thereto, according to the true intent and meaning in such case, then this obligation shall be and become null and void; otherwise, it shall remain in full force and effect;

PROVIDED FURTHER, that if the said Contractor shall satisfy all claims and demands incurred by the Contractor in the performance of said Contract, and shall fully indemnify and save harmless the City from all damages, claims, demands, expense and charge of every kind (including claims of patent infringement) arising from any act, omission, or neglect of said Contractor, its agents, or employees with relation to said work; and shall fully reimburse and repay to the City all costs, damages, and expenses which it may incur in making good any default based upon the failure of the Contractor to fulfill its obligation to furnish maintenance, repairs or replacements for the full guarantee period provided in the Contract Documents, then this obligation shall be null and void; otherwise it shall remain in full force and effect;

PROVIDED FURTHER, that if said Contractor shall at all times promptly make payments of all amounts lawfully due to all persons supplying or furnishing it or its subcontractors with labor and materials, rental machinery, tools or equipment used or performed in the prosecution of work provided for in the above Contract and that if the Contractor will indemnify and save harmless the City for the extent of any and all payments in connection with the carrying out of such Contract, then this obligation shall be null and void; otherwise it shall remain in full force and effect;

PROVIDED FURTHER, that if the said Contractor fails to duly pay for any labor, materials, team hire, sustenance, provisions, provender, gasoline, lubricating oils, fuel oils, grease, coal, or any other supplies or materials used or consumed by said Contractor or its subcontractors in performance of the work contracted to be done, or fails to pay any person who supplies rental machinery, tools or equipment, all amounts due as the result of the use of such machinery, tools or equipment in the prosecution of the work, the Surety will pay the same in any amount not exceeding the amount of this obligation, together with interest as provided by law;

PROVIDED FURTHER, that the said Surety, for value received, hereby stipulates and agrees that no change, extension of time, alteration or addition to the terms of the Contract, or to contracts with others in connection with this project, or the work to be performed thereunder, or the Technical Specifications and Plans accompanying the same, shall in any way affect its obligation on this bond and it does hereby waive notice of any change, extension of time, alteration or addition to the terms of the Contract, or contracts, or to the work, or to the Technical Specifications and Plans.

IN WITNESS WHEREOF, said Contractor and said Surety have executed these presents as of this

17th day of May, 2016

Attest:

Secretary

SKY BLUE BUILDERS, LLC

Contractor

By: [Signature]  
President/Chief Marketing Officer

TRAVELERS CASUALTY AND SURETY COMPANY OF AMERICA  
Surety

By: [Signature]  
Attorney-In-Fact Cynthia M. Burnett

(Accompany this bond with Attorney-in-Fact's authority from the Surety to execute bond, certified to include the date of the bond).

APPROVED AS TO FORM:  
Attorney for the City and County of Denver

By: [Signature]  
Assistant City Attorney

APPROVED FOR THE CITY AND COUNTY OF DENVER

By: [Signature]  
MAYOR

By: [Signature]  
MANAGER OF PUBLIC WORKS



POWER OF ATTORNEY

Farmington Casualty Company
Fidelity and Guaranty Insurance Company
Fidelity and Guaranty Insurance Underwriters, Inc.
St. Paul Fire and Marine Insurance Company
St. Paul Guardian Insurance Company

St. Paul Mercury Insurance Company
Travelers Casualty and Surety Company
Travelers Casualty and Surety Company of America
United States Fidelity and Guaranty Company

Attorney-In Fact No. 224802

Certificate No. 006587816

KNOW ALL MEN BY THESE PRESENTS: That Farmington Casualty Company, St. Paul Fire and Marine Insurance Company, St. Paul Guardian Insurance Company, St. Paul Mercury Insurance Company, Travelers Casualty and Surety Company, Travelers Casualty and Surety Company of America, and United States Fidelity and Guaranty Company are corporations duly organized under the laws of the State of Connecticut, that Fidelity and Guaranty Insurance Company is a corporation duly organized under the laws of the State of Iowa, and that Fidelity and Guaranty Insurance Underwriters, Inc., is a corporation duly organized under the laws of the State of Wisconsin (herein collectively called the "Companies"), and that the Companies do hereby make, constitute and appoint

Douglas J. Rothey, Cynthia M. Burnett, and Erik Ulibarri

of the City of Littleton, State of Colorado, their true and lawful Attorney(s)-in-Fact, each in their separate capacity if more than one is named above, to sign, execute, seal and acknowledge any and all bonds, recognizances, conditional undertakings and other writings obligatory in the nature thereof on behalf of the Companies in their business of guaranteeing the fidelity of persons, guaranteeing the performance of contracts and executing or guaranteeing bonds and undertakings required or permitted in any actions or proceedings allowed by law.

IN WITNESS WHEREOF, the Companies have caused this instrument to be signed and their corporate seals to be hereto affixed, this 25th day of November, 2015.

Farmington Casualty Company
Fidelity and Guaranty Insurance Company
Fidelity and Guaranty Insurance Underwriters, Inc.
St. Paul Fire and Marine Insurance Company
St. Paul Guardian Insurance Company

St. Paul Mercury Insurance Company
Travelers Casualty and Surety Company
Travelers Casualty and Surety Company of America
United States Fidelity and Guaranty Company



State of Connecticut
City of Hartford ss.

By: [Signature]
Robert L. Raney, Senior Vice President

On this the 25th day of November, 2015, before me personally appeared Robert L. Raney, who acknowledged himself to be the Senior Vice President of Farmington Casualty Company, Fidelity and Guaranty Insurance Company, Fidelity and Guaranty Insurance Underwriters, Inc., St. Paul Fire and Marine Insurance Company, St. Paul Guardian Insurance Company, St. Paul Mercury Insurance Company, Travelers Casualty and Surety Company, Travelers Casualty and Surety Company of America, and United States Fidelity and Guaranty Company, and that he, as such, being authorized so to do, executed the foregoing instrument for the purposes therein contained by signing on behalf of the corporations by himself as a duly authorized officer.

In Witness Whereof, I hereunto set my hand and official seal.
My Commission expires the 30th day of June, 2016.



[Signature]
Marie C. Tetreault, Notary Public



This Power of Attorney is granted under and by the authority of the following resolutions adopted by the Boards of Directors of Farmington Casualty Company, Fidelity and Guaranty Insurance Company, Fidelity and Guaranty Insurance Underwriters, Inc., St. Paul Fire and Marine Insurance Company, St. Paul Guardian Insurance Company, St. Paul Mercury Insurance Company, Travelers Casualty and Surety Company, Travelers Casualty and Surety Company of America, and United States Fidelity and Guaranty Company, which resolutions are now in full force and effect, reading as follows:

**RESOLVED**, that the Chairman, the President, any Vice Chairman, any Executive Vice President, any Senior Vice President, any Vice President, any Second Vice President, the Treasurer, any Assistant Treasurer, the Corporate Secretary or any Assistant Secretary may appoint Attorneys-in-Fact and Agents to act for and on behalf of the Company and may give such appointee such authority as his or her certificate of authority may prescribe to sign with the Company's name and seal with the Company's seal bonds, recognizances, contracts of indemnity, and other writings obligatory in the nature of a bond, recognizance, or conditional undertaking, and any of said officers or the Board of Directors at any time may remove any such appointee and revoke the power given him or her; and it is

**FURTHER RESOLVED**, that the Chairman, the President, any Vice Chairman, any Executive Vice President, any Senior Vice President or any Vice President may delegate all or any part of the foregoing authority to one or more officers or employees of this Company, provided that each such delegation is in writing and a copy thereof is filed in the office of the Secretary; and it is

**FURTHER RESOLVED**, that any bond, recognizance, contract of indemnity, or writing obligatory in the nature of a bond, recognizance, or conditional undertaking shall be valid and binding upon the Company when (a) signed by the President, any Vice Chairman, any Executive Vice President, any Senior Vice President or any Vice President, any Second Vice President, the Treasurer, any Assistant Treasurer, the Corporate Secretary or any Assistant Secretary and duly attested and sealed with the Company's seal by a Secretary or Assistant Secretary; or (b) duly executed (under seal, if required) by one or more Attorneys-in-Fact and Agents pursuant to the power prescribed in his or her certificate or their certificates of authority or by one or more Company officers pursuant to a written delegation of authority; and it is

**FURTHER RESOLVED**, that the signature of each of the following officers: President, any Executive Vice President, any Senior Vice President, any Vice President, any Assistant Vice President, any Secretary, any Assistant Secretary, and the seal of the Company may be affixed by facsimile to any Power of Attorney or to any certificate relating thereto appointing Resident Vice Presidents, Resident Assistant Secretaries or Attorneys-in-Fact for purposes only of executing and attesting bonds and undertakings and other writings obligatory in the nature thereof, and any such Power of Attorney or certificate bearing such facsimile signature or facsimile seal shall be valid and binding upon the Company and any such power so executed and certified by such facsimile signature and facsimile seal shall be valid and binding on the Company in the future with respect to any bond or understanding to which it is attached.

I, Kevin E. Hughes, the undersigned, Assistant Secretary, of Farmington Casualty Company, Fidelity and Guaranty Insurance Company, Fidelity and Guaranty Insurance Underwriters, Inc., St. Paul Fire and Marine Insurance Company, St. Paul Guardian Insurance Company, St. Paul Mercury Insurance Company, Travelers Casualty and Surety Company, Travelers Casualty and Surety Company of America, and United States Fidelity and Guaranty Company do hereby certify that the above and foregoing is a true and correct copy of the Power of Attorney executed by said Companies, which is in full force and effect and has not been revoked.

IN TESTIMONY WHEREOF, I have hereunto set my hand and affixed the seals of said Companies this \_\_\_\_\_ day of \_\_\_\_\_, 20 \_\_\_\_.

  
Kevin E. Hughes, Assistant Secretary



To verify the authenticity of this Power of Attorney, call 1-800-421-3880 or contact us at [www.travelersbond.com](http://www.travelersbond.com). Please refer to the Attorney-In-Fact number, the above-named individuals and the details of the bond to which the power is attached.



May 6, 2016

Surescape Insurance Services  
7800 S. Elati Street, Suite 100  
Littleton, Colorado 80120

(303) 225-8030 Phone

(303) 225-8034 Fax



FAX NUMBER (720) 913-3183  
TELEPHONE NUMBER (720) 913-3267

California Office  
California License: 0B95668  
77-564 Country Club Drive, Suite 401  
Palm Desert, CA 92211

(760) 360-4700 Phone

(760) 360-9579 Fax



Assistant City Attorney  
City and County of Denver  
201 West Colfax Avenue, Dept. 1207  
Denver, Colorado 80202

Re: SKY BLUE BUILDERS LLC

Contract No. 201626972  
Project Name: 2016 Enhanced Bicycle Facility Construction Services  
Master On-Call  
Contract Amount: \$5,607,581.34  
Performance and Payment Bond No.: 106513479

The Performance and Payment Bonds covering the above-captioned project were executed by this agency, through Travelers Casualty and Surety Company of America, on May 12, 2016.

We hereby authorize the City and County of Denver, Department of Public Works, to date all bonds and Powers of Attorney to coincide with the date of the contract.

If you should have any additional questions or concerns, please do not hesitate to give me a call at (303) 225-8030.

Thank you.

Sincerely,

Cynthia M. Burnett  
Senior Vice President  
Surety Department







# CERTIFICATE OF LIABILITY INSURANCE

DATE (MM/DD/YYYY)  
5/11/2016

THIS CERTIFICATE IS ISSUED AS A MATTER OF INFORMATION ONLY AND CONFERS NO RIGHTS UPON THE CERTIFICATE HOLDER. THIS CERTIFICATE DOES NOT AFFIRMATIVELY OR NEGATIVELY AMEND, EXTEND OR ALTER THE COVERAGE AFFORDED BY THE POLICIES BELOW. THIS CERTIFICATE OF INSURANCE DOES NOT CONSTITUTE A CONTRACT BETWEEN THE ISSUING INSURER(S), AUTHORIZED REPRESENTATIVE OR PRODUCER, AND THE CERTIFICATE HOLDER.

**IMPORTANT:** If the certificate holder is an **ADDITIONAL INSURED**, the policy(ies) must be endorsed. If **SUBROGATION IS WAIVED**, subject to the terms and conditions of the policy, certain policies may require an endorsement. A statement on this certificate does not confer rights to the certificate holder in lieu of such endorsement(s).


<b>PRODUCER</b> Commercial Risk Solutions 6600 E Hampden Ave Ste 200 Denver CO	<b>CONTACT NAME:</b> Jessica Batten <b>PHONE (A/C, No, Ext):</b> 303-996-7862 <b>E-MAIL ADDRESS:</b> Jbatten@crsdenver.com	<b>FAX (A/C, No):</b> 303-757-7719													
	<table border="1"> <thead> <tr> <th>INSURER(S) AFFORDING COVERAGE</th> <th>NAIC #</th> </tr> </thead> <tbody> <tr> <td>INSURER A : Westfield Insurance</td> <td>24112</td> </tr> <tr> <td>INSURER B : Pinnacol Assurance</td> <td>41190</td> </tr> <tr> <td>INSURER C : Lloyd's of London</td> <td></td> </tr> <tr> <td>INSURER D :</td> <td></td> </tr> <tr> <td>INSURER E :</td> <td></td> </tr> <tr> <td>INSURER F :</td> <td></td> </tr> </tbody> </table>		INSURER(S) AFFORDING COVERAGE	NAIC #	INSURER A : Westfield Insurance	24112	INSURER B : Pinnacol Assurance	41190	INSURER C : Lloyd's of London		INSURER D :		INSURER E :		INSURER F :
INSURER(S) AFFORDING COVERAGE	NAIC #														
INSURER A : Westfield Insurance	24112														
INSURER B : Pinnacol Assurance	41190														
INSURER C : Lloyd's of London															
INSURER D :															
INSURER E :															
INSURER F :															
<b>INSURED</b> Sky Blue Builders, LLC 7108 S. Alton Way, Bldg. M Centennial CO 80112	<b>CERTIFICATE NUMBER:</b> 269515008 <b>REVISION NUMBER:</b>														

**COVERAGES**      **CERTIFICATE NUMBER:** 269515008      **REVISION NUMBER:**

THIS IS TO CERTIFY THAT THE POLICIES OF INSURANCE LISTED BELOW HAVE BEEN ISSUED TO THE INSURED NAMED ABOVE FOR THE POLICY PERIOD INDICATED. NOTWITHSTANDING ANY REQUIREMENT, TERM OR CONDITION OF ANY CONTRACT OR OTHER DOCUMENT WITH RESPECT TO WHICH THIS CERTIFICATE MAY BE ISSUED OR MAY PERTAIN, THE INSURANCE AFFORDED BY THE POLICIES DESCRIBED HEREIN IS SUBJECT TO ALL THE TERMS, EXCLUSIONS AND CONDITIONS OF SUCH POLICIES. LIMITS SHOWN MAY HAVE BEEN REDUCED BY PAID CLAIMS.

INSR LTR	TYPE OF INSURANCE	ADDL INSD	SUBR WVD	POLICY NUMBER	POLICY EFF (MM/DD/YYYY)	POLICY EXP (MM/DD/YYYY)	LIMITS
A	<input checked="" type="checkbox"/> <b>COMMERCIAL GENERAL LIABILITY</b> <input type="checkbox"/> CLAIMS-MADE <input checked="" type="checkbox"/> OCCUR <input checked="" type="checkbox"/> WY Stop Gap GEN'L AGGREGATE LIMIT APPLIES PER: <input type="checkbox"/> POLICY <input checked="" type="checkbox"/> PRO-JECT <input type="checkbox"/> LOC <input type="checkbox"/> OTHER:	Y	Y	TRA6076828	6/1/2015	6/1/2016	EACH OCCURRENCE \$1,000,000 DAMAGE TO RENTED PREMISES (Ea occurrence) \$500,000 MED EXP (Any one person) \$5,000 PERSONAL & ADV INJURY \$1,000,000 GENERAL AGGREGATE \$2,000,000 PRODUCTS - COMP/OP AGG \$2,000,000 Stop Gap \$1,000,000
A	<input checked="" type="checkbox"/> <b>AUTOMOBILE LIABILITY</b> <input checked="" type="checkbox"/> ANY AUTO <input type="checkbox"/> ALL OWNED AUTOS <input type="checkbox"/> SCHEDULED AUTOS <input checked="" type="checkbox"/> HIRED AUTOS <input checked="" type="checkbox"/> NON-OWNED AUTOS	Y	Y	TRA6076828	6/1/2015	6/1/2016	COMBINED SINGLE LIMIT (Ea accident) \$1,000,000 BODILY INJURY (Per person) \$ BODILY INJURY (Per accident) \$ PROPERTY DAMAGE (Per accident) \$
A	<input checked="" type="checkbox"/> <b>UMBRELLA LIAB</b> <input checked="" type="checkbox"/> OCCUR <input type="checkbox"/> EXCESS LIAB <input type="checkbox"/> CLAIMS-MADE DED <input checked="" type="checkbox"/> RETENTION \$0			TRA6076828	6/1/2015	6/1/2016	EACH OCCURRENCE \$9,000,000 AGGREGATE \$9,000,000 \$
B	<input checked="" type="checkbox"/> <b>WORKERS COMPENSATION AND EMPLOYERS' LIABILITY</b> ANY PROPRIETOR/PARTNER/EXECUTIVE OFFICER/MEMBER EXCLUDED? (Mandatory in NH) If yes, describe under DESCRIPTION OF OPERATIONS below	Y/N	N/A	4145595	2/1/2016	2/1/2017	<input checked="" type="checkbox"/> PER STATUTE <input type="checkbox"/> OTH-ER E.L. EACH ACCIDENT \$1,000,000 E.L. DISEASE - EA EMPLOYEE \$1,000,000 E.L. DISEASE - POLICY LIMIT \$1,000,000
A/C	Leased/Rented Equipment Professional/Pollution			TRA6076828 ANE150327215	6/1/2015 10/21/2015	6/1/2016 10/21/2016	Limit/Deductible 200,000/500 Occurrence 1,000,000 Aggregate 2,000,000

**DESCRIPTION OF OPERATIONS / LOCATIONS / VEHICLES (ACORD 101, Additional Remarks Schedule, may be attached if more space is required)**  
Contract No. 201626972 – 2016 Enhanced Bicycle Facility – Master On-Call  
City and County of Denver, its elected and appointed officials, employees and volunteers are included as additional insured for ongoing and completed operations on the General Liability and included as additional insured on the Auto Liability with respect to operations of the named insured for the certificate holder as required by written contract. General Liability coverage is primary and non-contributory. General Liability coverage includes a severability of interest provision. General Liability, Auto Liability and Workers Compensation coverages include waivers of subrogation. All policy terms, conditions and exclusions apply.

<b>CERTIFICATE HOLDER</b> City and County of Denver Department of Public Works 201 W Colfax Avenue Denver CO 80202	<b>CANCELLATION</b> SHOULD ANY OF THE ABOVE DESCRIBED POLICIES BE CANCELLED BEFORE THE EXPIRATION DATE THEREOF, NOTICE WILL BE DELIVERED IN ACCORDANCE WITH THE POLICY PROVISIONS. AUTHORIZED REPRESENTATIVE 
--	--



**Denver Public Works**

Engineering Division  
Capital Projects Management – Dept. 506  
Right-of-Way Services – Dept 507  
Traffic Engineering Services – Dept 508  
Policy and Planning – Dept. 509

201 West Colfax Ave, Dept 614  
Denver, CO 80202  
[www.work4denver.com](http://www.work4denver.com)

**PERFORMANCE AND PAYMENT BOND  
SURETY AUTHORIZATION  
(SAMPLE)**

FAX NUMBER: 720-913-3183  
TELEPHONE NUMBER: 720-913-3267

Assistant City Attorney  
201 W. Colfax Ave. Dept 1207  
Denver, Colorado 80202

RE: (Company name)

Contract No: 201626972  
Project Name: 2016 Enhanced Bicycle Facility Construction Services Master On-Call  
Contract Amount:  
Performance and Payment Bond No.:

Dear Assistant City Attorney,

The Performance and Payment Bonds covering the above captioned project were executed by this agency, through \_\_\_\_\_ insurance company, on \_\_\_\_\_, 20\_\_.

We hereby authorize the City and County of Denver, Department of Public Works, to date all bonds and powers of attorney to coincide with the date of the contract.

If you should have any additional questions or concerns, please don't hesitate to give me a call at \_\_\_\_\_.

Thank you.

Sincerely,



**Protecting the Present & Building the Future**  
Accountability, Innovation, Empowerment, Performance, Integrity,  
Diversity, Teamwork, Respect, Excellence, Safety





**Denver Public Works**

Engineering Division

Capital Projects Management – Dept. 506

Right-of-Way Services – Dept 507

Traffic Engineering Services – Dept 508

Policy and Planning – Dept. 509

201 West Colfax Ave, Dept 614

Denver, CO 80202

[www.work4denver.com](http://www.work4denver.com)

**NOTICE OF APPARENT LOW BIDDER**  
**(SAMPLE)**

Current Date

To:

Gentlemen:

The MANAGER OF PUBLIC WORKS has considered the Bids submitted on April 07, 2016 for work to be done and materials to be furnished in and for:

**PROJECT No. 201626972 2016 ENHANCED BICYCLE FACILITY CONSTRUCTION SERVICES MASTER ON-CALL**

as set forth in detail in the Contract Documents for the City and County of Denver, Colorado. It appears that your Bid is fair, equitable, and to the best interest of the City and County; therefore, said Bid is hereby accepted at the bid price contained herein, subject to execution of the Contract Documents and your furnishing the items specified below, the total cost thereof (Contract Amount Written), (Contract Amount Numeric).

It will be necessary for you to appear forthwith at the office of the Department of Public Works, Finance and Administration, 201 W. Colfax Ave., Denver, Colorado 80202, to receive the said Contract Documents, execute the same and return them to the Department of Public Works, Finance and Administration, within the time limit set forth in the Bid Proposal.

In accordance with the requirements set forth in the Contract Documents, you are required to furnish the following documents:

- a. Insurance Certificates: General Liability and Automotive Liability, Workman's Compensation and Employer Liability; or any other coverage required by the contract; and
- b. One original plus four copies of the Power of Attorney relative to Performance and/or Payment Bond;

All construction Contracts made and entered into by the City and County of Denver are subject to Affirmative Action and Equal Opportunity Rules and Regulations, as adopted by the Manager of Public Works, and each contract requiring payment by the City of one-half million dollars (\$500,000.00) or more shall first be approved by the City Council acting by ordinance and in accordance with Section 3.2.6 of the Charter of the City and County of Denver.

Prior to issuance of Notice to Proceed, all Equal Opportunity requirements must be completed. Additional information may be obtained by contacting the Director of Contract Compliance at (720-913-1700).

**NOTICE OF APPARENT LOW BIDDER  
(SAMPLE)**

PROJECT NO. 201626972

Page 2

The Bid Security submitted with your Bid, will be returned upon execution of the Contract and furnishing of the Performance Bond. In the event you should fail to execute the Contract and to furnish the performance Bond within the time limit specified, said Bid Security will be retained by the City and County of Denver as liquidated damages, and not as a penalty for the delay and extra work caused thereby.

Dated at Denver, Colorado this \_\_\_\_\_ day of \_\_\_\_\_ 20\_\_.

CITY AND COUNTY OF DENVER

By \_\_\_\_\_

Manager of Public Works

FOR CITY SERVICES VISIT | CALL  
**DenverGov.org** | **311**

***Protecting the Present & Building the Future***  
Accountability, Innovation, Empowerment, Performance, Integrity,  
Diversity, Teamwork, Respect, Excellence, Safety



**Denver Public Works**

Engineering Division  
Capital Projects Management – Dept. 506  
Right-of-Way Services – Dept 507  
Traffic Engineering Services – Dept 508  
Policy and Planning – Dept. 509

201 West Colfax Ave, Dept 614  
Denver, CO 80202  
[www.work4denver.com](http://www.work4denver.com)

Current Date

**NOTICE TO PROCEED  
(SAMPLE)**

Name  
Company  
Street  
City/State/Zip

**CONTRACT NO. 201626972, 2016 ENHANCED BICYCLE FACILITY CONSTRUCTION SERVICES MASTER ON-CALL**

In accordance with General Contract Condition 302 of the Standard Specifications for Construction, General Contract Conditions, 2011 Edition, you are hereby authorized and directed to proceed on \_\_\_\_\_ with the work of constructing contract number 201626972, as set forth in detail in the contract documents for the City and County of Denver.

With a contract time of \_\_\_\_\_ calendar days, the project must be complete on or before \_\_\_\_\_.

If you have not already done so, you must submit your construction schedule, in accordance with General Contract Condition 306.2.B, to the Project Manager within 10 days. Additionally, you must submit your tax exempt certificate, and copies of your subcontractors’ certificates, in accordance with General Contract Condition 323.5, to the Project Manager as soon as possible. Failure to submit these certificates will delay processing of payment applications.

Sincerely,

Lesley B. Thomas  
City Engineer

cc:



**Protecting the Present & Building the Future**  
Accountability, Innovation, Empowerment, Performance, Integrity,  
Diversity, Teamwork, Respect, Excellence, Safety



**Denver Public Works**

Engineering Division  
Capital Projects Management – Dept. 506  
Right-of-Way Services – Dept 507  
Traffic Engineering Services – Dept 508  
Policy and Planning – Dept. 509

201 West Colfax Ave, Dept 614  
Denver, CO 80202  
[www.work4denver.com](http://www.work4denver.com)

Certificate of Contract Release  
(SAMPLE)

Date

Name

Company

Street

City/State/Zip

RE: Certificate of Contract Release for

**201626972, 2016 ENHANCED BICYCLE FACILITY CONSTRUCTION SERVICES MASTER ON-CALL**

Received this date of the City and County of Denver, as full and final payment of the cost of the improvements provided for in the foregoing contract, \_\_\_\_\_ dollars and \_\_\_\_\_ cents (\$ \_\_\_\_\_), in cash, being the remainder of the full amount accruing to the undersigned by virtue of said contract; said cash also covering and including full payment for the cost of all extra work and material furnished by the undersigned in the construction of said improvements, and all incidentals thereto, and the undersigned hereby releases said City and County of Denver from any and all claims or demands whatsoever, regardless of how denominated, growing out of said contract.

And these presents are to certify that all persons performing work upon or furnishing materials for said improvements under the foregoing contract have been paid in full and this payment to be made is the last or final payment.

\_\_\_\_\_  
Contractor's Signature

\_\_\_\_\_  
Date Signed

If there are any questions, please contact me by telephone at (720) 913-XXXX. Please return this document via facsimile at (720) 913-1805 and mail to original to the above address.



**Protecting the Present & Building the Future**  
Accountability, Innovation, Empowerment, Performance, Integrity,  
Diversity, Teamwork, Respect, Excellence, Safety



**SC-28**

**On Call Specific Contract Forms**



# EXAMPLE

**CHANGE RIDER**

# \_\_\_\_\_

For Bond No. \_\_\_\_\_ on behalf of \_\_\_\_\_  
\_\_\_\_\_ dated \_\_\_\_\_, \_\_\_\_\_, and in favor of the City and County of  
Denver.

The surety hereby gives its consent to the incorporation of the obligations and requirements set forth in Work  
Order No. 201626972, Proposal Request No. \_\_, Contract Control No. \_\_\_\_\_, **2016**  
**ENHANCED BICYCLE FACILITY CONSTRUCTION SERVICES MASTER ON-CALL**, and under  
Bond No. \_\_\_\_\_, a copy of the penal sum of this bond shall be increased by \_\_\_\_\_  
\_\_\_\_\_ dollars and \_\_\_\_\_ cents (\$ \_\_\_\_\_  
\_\_\_\_\_), lawful money of the United States of America.

Provided, however, that the aggregate liability of the surety for any losses occurring prior to the  
effective date of this change shall not exceed \$ \_\_\_\_\_, unless modified by subsequent  
Change Riders. In no event shall the suretys' liability be cumulative.

Except as modified herein, Bond No. \_\_\_\_\_, dated \_\_\_\_\_, \_\_\_\_\_, is affirmed  
and ratified in each and every particular.

Executed this \_\_\_\_\_ day of \_\_\_\_\_, 20\_\_.

(Contractor)

(Surety)

\_\_\_\_\_

**Approved for the City and County of Denver**

By: \_\_\_\_\_

Proposal Request



Department of Public Works
Engineering Department
201 W. Colfax Avenue
Denver, CO 80202
www.denvergov.org/PublicWorks

CONTRACT NO. 201626972 – 2016 ENHANCED BICYCLE FACILITY CONSTRUCTION SERVICES
MASTER ON-CALL

CITY & COUNTY OF DENVER, PROJECT MANAGMENT OFFICE
DEPARTMENT OF PUBLIC WORKS, 201 W. COLFAX AVE., DEPT. 509 •DENVER, CO, 80202•(720)
913-XXXX, FAX (720) 913-XXXX

CONTRACTOR: \_\_\_\_\_ PROPOSAL REQUEST NO. \_\_\_\_\_:
PROJECT ID #: \_\_\_\_\_ DATE: \_\_\_\_\_
WORK ORDER NAME: \_\_\_\_\_
CONTRACT NO. \_\_\_\_\_ PROJECT
NAME \_\_\_\_\_

Submit an itemized quotation for the work described below. Include all costs, time necessary to perform the
described work, and the MBE & WBE participation (percentage of work) on the Proposal Request Pricing
Worksheet.

This is not a change order, field order or a notice to proceed with the work described.

Description:

EXAMPLE

Note: All work shall be performed under Annual Contract No. 201626972 dated \_\_\_\_\_, 20\_\_\_.
Liquidated Damages for this Project will be \$\_\_\_\_ per day. )

Proposal Request Pricing Worksheet to be returned by \_\_\_\_\_, 20\_\_.

Attachments:

ISSUED BY: \_\_\_\_\_
PUBLIC WORKS/TRANSPORTATION/PROJECT MANAGEMENT OFFICE

cc:

**PROPOSAL REQUEST PRICING WORKSHEET**

CONTRACT NO. \_\_\_\_\_

PROJECT NAME \_\_\_\_\_

CITY & COUNTY OF DENVER

CITY ENGINEERING, PROJECT MANAGEMENT OFFICE

DEPARTMENT OF PUBLIC WORKS 201 W. COLFAX AVE.; DEPT. 509-DENVER, CO 80202-(720)913-4511, FAX (720)913-4544

CONTRACTOR: \_\_\_\_\_

PROPOSAL REQUEST NO.: \_\_\_\_\_

CONTRACT NO. \_\_\_\_\_

WORK ORDER NO.: \_\_\_\_\_

PROJECT NAME: \_\_\_\_\_

DATE: \_\_\_\_\_

**UNIT PRICES:**

Provide Unit Price Sheets for Proposal Requests, identifying applicable unit prices

**TOTALS**

ITEM NO	ITEM DESCRIPTION	TOTALS
<b>EXAMPLE</b>		
<b>BID UNIT PRICE SUBTOTAL</b>		

**SUBCONTRACTORS - Provide Subcontractor Worksheets for each subcontractor.**

**TOTALS**

13		
14		
15		
16		
17		
18		
19		
20		
21	<b>SUBCONTRACTOR TOTAL ( Lines 12 through 19 )</b>	
22	<b>G. C. MARK-UP ON SUBCONTRACTOR WORK ( 7% OF LINE 20 )</b>	
23	<b>TOTAL FOR SUBCONTRACTORS</b>	

	GENERAL CONTRACTOR	LABOR	MATERIAL	EQUIPMENT	TOTALS
24	PERMITS				
25	MOBILIZATION				
26					
27					
28					
29					
30					
31					
32					
33					
34	<b>TOTAL ( Lines 23 through 30 )</b>	-	-	-	
35	G. C. Overhead & Profit @ 15% ( Direct Work )				
36	Sales Tax on materials ( 3.5% of line 31 )				
37	<b>TOTAL FOR G.C. ( Lines 31 through 33 )</b>				
38	Unit Price Total - Line 11				
39	Subcontractor Total - Line 22				
40	Subtotal				
41	Bond Cost ( 1.5% of Line 37 )				
42	<b>Total Proposal Request Line 37 + 38</b>				

**PROPOSAL REQUEST PRICE**

TIME TO COMPLETE THE WORK IN THIS PROPOSAL REQUEST \_\_\_\_\_

CALENDAR DAYS \_\_\_\_\_

TOTAL MBE COST OF WORK \_\_\_\_\_

PERCENTAGE \_\_\_\_\_

TOTAL WBE COST OF WORK \_\_\_\_\_

PERCENTAGE \_\_\_\_\_

CONTRACTOR'S SIGNATURE \_\_\_\_\_

DATE \_\_\_\_\_





**SUBCONTRACTOR WORKSHEET FOR PROPOSAL REQUESTS**  
**MASTER CONTRACT NO.**

**Project Name**

CITY & COUNTY OF DENVER

CITY ENGINEERING, PROJECT MANAGEMENT OFFICE

DEPARTMENT OF PUBLIC WORKS-201 W. COLFAX AVE., DEPT. 509-DENVER, CO 80202- (720) 913-4511, FAX (720) 913-

CONTRACTOR: \_\_\_\_\_

DATE: \_\_\_\_\_

MASTER CONTRACT NO. \_\_\_\_\_

PROPOSAL REQUEST NO.: \_\_\_\_\_

PROJECT NAME: \_\_\_\_\_

SUBCONTRACTOR NAME: \_\_\_\_\_

	WORK ITEMS	UNIT PRICE	QUANTITY	TOTALS
1				
2				
3				
4				
5				
6				\$ -
7				\$ -
8				\$ -
9				\$ -
10				\$ -
12				\$ -
13				\$ -
14				\$ -
15	SUBTOTAL	-		\$ -
16				
17				
18	SUBTOTAL			\$ -
19				
20	TOTAL			\$ -

\$ -



# On-Call Construction Work Order

Department of Public Works  
 Engineering - Capital Project Management  
 201 W. Colfax Avenue, Dept 506, Denver, CO 80202  
 p: 720-913-4501 f: 720-913-4544  
 www.denvergov.org/Capital\_Projects\_Center

Contractor: \_\_\_\_\_ Business Unit: \_\_\_\_\_  
 Vendor ID: \_\_\_\_\_ Project No.: \_\_\_\_\_  
 Master Contract/Contract: \_\_\_\_\_ Project Name: \_\_\_\_\_  
 Work Order No.: \_\_\_\_\_ Project Manager: \_\_\_\_\_  
 Fund/Org/Acct: \_\_\_\_\_ Alfresco Number: \_\_\_\_\_

It is hereby mutually agreed that when this WORK ORDER has been signed by the contracting parties, the following described work order shall be executed by the contractor without changing the terms of the Contract except as herein stipulated and agreed:

The sum, as indicated above, constitutes full and complete consideration, payment and satisfaction to the Contractor for the above described scope of work, and the Contractor hereby agrees to make no further claims, demands, or requests of any kind whatsoever for further moneys, extensions of time or other consideration for the above described scope of work to the Contract.

THE CONTRACTOR AGREES to furnish all material and labor and perform all work required to complete the above described work in accordance with requirements for similar work covered by the Work Order, except as otherwise stipulated herein, for the following considerations:

The Sum of \$ \_\_\_\_\_

Work Order Duration time \_\_\_\_\_ Calendar Days

Completion Date: \_\_\_\_\_

Accepted for Contractor by \_\_\_\_\_ Title \_\_\_\_\_ Date \_\_\_\_\_

WORK ORDER NO.	COST SUMMARY	Approved – City Attorney (if applicable)	Date		
<b>(By Project Manager)</b>		<b>EXAMPLE</b>			
Original Work Order Amount	\$				
Previous Work Order Additions	\$				
<b>SUB-TOTAL</b>	\$				
Previous Work Order Change Deductions	\$				
Net prior to this Work Order Change	\$				
This Work Order Change – Add <Deduct>	\$				
<b>REVISED TOTAL WORK ORDER AMOUNT</b>	\$				
<b>COST SUMMARY FOR CONTRACT NO.</b>				Approved – Using Agency (If non PW)	Date
Total of all Work Orders Issued	\$0.00			Approved – Project Supervisor	Date
Previous Additions/ Deductions	\$0				
Net Prior to this Change	\$0.00				
This Change – <input type="checkbox"/> Add or <input checked="" type="checkbox"/> Delete	\$0.00				
Revised Contract Amount	\$0.00				
Maximum Contract Amount	\$500,000.00				
Amount Available	\$500,000.00				

**NOTE: No person shall authorize or perform any of the above work until the work order has all signatures and has been distributed.** Distribution: Prevailing Wage: [AUDPWPayRequest@denvergov.org](mailto:AUDPWPayRequest@denvergov.org); [DSBO@ci.denver.co.us](mailto:DSBO@ci.denver.co.us), Project Manager e-mail, Using Agency and [pw.contracts@denvergov.org](mailto:pw.contracts@denvergov.org) (for pre-encumbrance).



# On-Call Construction Work Order Change

Department of Public Works  
 Engineering  
 201 W. Colfax Avenue, Dept 506, Denver, CO 80202  
 p: 720-913-4501 f: 720-913-4544  
 www.denvergov.org/publicworks

Contractor: \_\_\_\_\_ Business Unit: \_\_\_\_\_  
 Vendor ID No. \_\_\_\_\_ Project No. \_\_\_\_\_  
 Master Contract/Contract # \_\_\_\_\_ Project Name: \_\_\_\_\_  
 Work Order No. \_\_\_\_\_ Project Manager \_\_\_\_\_  
 Change Order No.: \_\_\_\_\_ Fund/Org \_\_\_\_\_  
 Subclass/Program \_\_\_\_\_

It is hereby mutually agreed that when this CHANGE ORDER has been signed by the contracting parties, the following described changes shall be executed by the contractor without changing the terms of the Contract except as herein stipulated and agreed:

The additional sum, as indicated above, constitutes full and complete consideration, payment and satisfaction to the Contractor for the above described changes to the Contract, and the Contractor hereby agrees to make no further claims demands, or requests of any kind whatsoever for further moneys, extensions of time or other consideration for the above described changes to the Contract.

THE CONTRACTOR AGREES to furnish all material and labor and perform all work required to complete the above described changes in accordance with requirements for similar work covered by the Contract, except as otherwise stipulated herein, for the following considerations:

Add or  Subtract to the Contract the Sum of \_\_\_\_\_

Adjust the Contract completion by \_\_\_\_ Calendar Days

New Completion Date: \_\_\_\_\_

Accepted for Contractor by \_\_\_\_\_ Title \_\_\_\_\_ Date \_\_\_\_\_

WORK ORDER NO. COST SUMMARY			
(By Project Manager)			
Original Work Order Amount	\$	Approved – City Attorney (If Bond rider)	Date
Previous Work Order Additions	\$		
SUB-TOTAL	\$	Acknowledged by Director – DSBO	Date
Previous Work Order Change Deductions	\$		
Net prior to this Work Order Change	\$	Approved – _____	Date
This Work Order Change – Add <Deduct>	\$		
<b>REVISED TOTAL WORK ORDER AMOUNT</b>	<b>\$</b>	Approved – Project Supervisor	Date
<b>COST SUMMARY FOR CONTRACT NO.</b>			
Total of all Work Orders Issued	\$	Approved – Project Manager	Date
Previous Additions/ Deductions	\$		
Net Prior to this Change	\$		
This Change – <input type="checkbox"/> Add or <input checked="" type="checkbox"/> Delete	\$		
Revised Contract Amount	\$		
Maximum Contract Amount	\$500,000.00		
Amount Available	\$500,000.00		

EXAMPLE

**NOTE: No person shall authorize or perform any of the above work until the change order has all signatures and has been distributed.** Distribution: Prevailing Wage: [AUDPWPayRequest@denvergov.org](mailto:AUDPWPayRequest@denvergov.org); Auditor: [Aud\\_Import@denvergov.org](mailto:Aud_Import@denvergov.org); DSBO: [DSBO@ci.denver.co.us](mailto:DSBO@ci.denver.co.us); Project Manager e-mail, Using Agency.



CITY AND COUNTY OF DENVER  
STATE OF COLORADO



Department of Public Works  
Prevailing Wage Rates  
Contract Number : 201626972



2016 Enhanced Bicycle Facility  
Construction Services Master On-Call

March 14, 2016



**DENVER**  
THE MILE HIGH CITY

**Career Service Authority**

Denver's Human Resource Agency

201 W. Colfax, Department 412

Denver, CO 80202

p: 720.913.5751

f: 720.913.5720

[www.denvergov.org/csa](http://www.denvergov.org/csa)

TO: All Users of the City of Denver Prevailing Wage Schedules  
FROM: Seth Duhon-Thornton Staff HR Professional  
DATE: Tuesday, January 26, 2016  
SUBJECT: Latest Change to Prevailing Wage Schedules

Please be advised, prevailing wage rates for some building, heavy, and highway construction trades have not been updated by the United States Department of Labor (DOL) since March 1, 2002. The Career Service Authority Board, in their meeting held on April 21, 2011, approved the use of the attached supplemental wage rates until prevailing wage rates for these classifications of work are again published by the United States Department of Labor in accordance with the Davis-Bacon Act.

The effective date for this publication is **Friday January 8, 2016** and applies to the City and County of Denver for **HIGHWAY CONSTRUCTION PROJECTS** in accordance with the Denver Revised Municipal Code, Section 20-76(c).

General Wage Decision No. CO160019  
Superseded General Decision No. CO20150019  
Modification No. 0  
Publication Date: 1/8/2016  
(8 pages)

Unless otherwise specified in this document, apprentices shall be permitted only if they are employed pursuant to, and individually registered in, a bona fide apprenticeship program registered with the U.S. Department of Labor (DOL). The employer and the individual apprentice must be registered in a program, which has received prior approval, by the DOL. Any employer, who employs an apprentice and is found to be in violation of this provision, shall be required to pay said apprentice the full journeyman scale.

For questions call (720) 913-5018

Attachments as listed above.



(3)-Hydraulic Backhoe (Wheel Mounted, under 3/4 yds), Hydraulic Backhoe (Backhoe/Loader combination), Drill Rig Caisson (smaller than Watson 2500 and similar), Loader (up to and including 6 cu. yd.).....\$ 24.73	9.15
(3)-Loader (under 6 cu. yd.) Denver County.....\$ 24.73	9.15
(3)-Motor Grader (blade- rough) Douglas County.....\$ 24.73	9.15
(4)-Crane (50 tons and under), Scraper (single bowl, under 40 cu. yd).....\$ 24.88	9.15
(4)-Loader (over 6 cu. yd) Denver County.....\$ 24.88	9.15
(5)-Drill Rig Caisson (Watson 2500 similar or larger), Crane (51-90 tons), Scraper (40 cu.yd and over),.....\$ 25.04	9.15
(5)-Motor Grader (blade- finish) Douglas County.....\$ 25.04	9.15
(6)-Crane (91-140 tons).....\$ 25.19	9.15

---

SUCO2011-004 09/15/2011

	Rates	Fringes
CARPENTER (Excludes Form Work)....\$ 19.27		5.08
CEMENT MASON/CONCRETE FINISHER		
Denver.....\$ 20.18		5.75
Douglas.....\$ 18.75		3.00
ELECTRICIAN (Excludes Traffic Signal Installation).....\$ 35.13		6.83
FENCE ERECTOR (Excludes Link/Cyclone Fence Erection).....\$ 13.02		3.20
GUARDRAIL INSTALLER.....\$ 12.89		3.20
HIGHWAY/PARKING LOT STRIPING:Painter		
Denver.....\$ 12.62		3.21
Douglas.....\$ 13.89		3.21
IRONWORKER, REINFORCING (Excludes Guardrail Installation).....\$ 16.69		5.45
IRONWORKER, STRUCTURAL (Includes Link/Cyclone Fence Erection, Excludes Guardrail Installation).....\$ 18.22		6.01



LABORER

Asphalt Raker.....	\$ 16.29	4.25
Asphalt Shoveler.....	\$ 21.21	4.25
Asphalt Spreader.....	\$ 18.58	4.65
Common or General		
Denver.....	\$ 16.76	6.77
Douglas.....	\$ 16.29	4.25
Concrete Saw (Hand Held)....	\$ 16.29	6.14
Landscape and Irrigation....	\$ 12.26	3.16
Mason Tender-		
Cement/Concrete		
Denver.....	\$ 16.96	4.04
Douglas.....	\$ 16.29	4.25
Pipelayer		
Denver.....	\$ 13.55	2.41
Douglas.....	\$ 16.30	2.18
Traffic Control (Flagger)....	\$ 9.55	3.05
Traffic Control (Sets		
Up/Moves Barrels, Cones,		
Install Signs, Arrow		
Boards and Place		
Stationary Flags)(Excludes		
Flaggers).....	\$ 12.43	3.22
PAINTER (Spray Only).....	\$ 16.99	2.87
POWER EQUIPMENT OPERATOR:		
Asphalt Laydown		
Denver.....	\$ 22.67	8.72
Douglas.....	\$ 23.67	8.47
Asphalt Paver		
Denver.....	\$ 24.97	6.13
Douglas.....	\$ 25.44	3.50
Asphalt Roller		
Denver.....	\$ 23.13	7.55
Douglas.....	\$ 23.63	6.43
Asphalt Spreader.....	\$ 22.67	8.72
Backhoe/Trackhoe		
Douglas.....	\$ 23.82	6.00
Bobcat/Skid Loader.....	\$ 15.37	4.28
Boom.....	\$ 22.67	8.72
Broom/Sweeper		
Denver.....	\$ 22.47	8.72
Douglas.....	\$ 22.96	8.22
Bulldozer.....	\$ 26.90	5.59
Concrete Pump.....	\$ 21.60	5.21
Drill		
Denver.....	\$ 20.48	4.71
Douglas.....	\$ 20.71	2.66
Forklift.....	\$ 15.91	4.68
Grader/Blade		
Denver.....	\$ 22.67	8.72
Guardrail/Post Driver.....	\$ 16.07	4.41
Loader (Front End)		
Douglas.....	\$ 21.67	8.22
Mechanic		
Denver.....	\$ 22.89	8.72
Douglas.....	\$ 23.88	8.22
Oiler		
Denver.....	\$ 23.73	8.41

Douglas.....	\$ 24.90	7.67
Roller/Compactor (Dirt and Grade Compaction)		
Denver.....	\$ 20.30	5.51
Douglas.....	\$ 22.78	4.86
Rotomill.....	\$ 16.22	4.41
Screed		
Denver.....	\$ 22.67	8.38
Douglas.....	\$ 29.99	1.40
Tractor.....	\$ 13.13	2.95

TRAFFIC SIGNALIZATION:

Groundsman

Denver.....	\$ 17.90	3.41
Douglas.....	\$ 18.67	7.17

TRUCK DRIVER

Distributor

Denver.....	\$ 17.81	5.82
Douglas.....	\$ 16.98	5.27

Dump Truck

Denver.....	\$ 15.27	5.27
Douglas.....	\$ 16.39	5.27

Lowboy Truck.....	\$ 17.25	5.27
-------------------	----------	------

Mechanic.....	\$ 26.48	3.50
---------------	----------	------

Multi-Purpose Specialty &

Hoisting Truck

Denver.....	\$ 17.49	3.17
Douglas.....	\$ 20.05	2.88

Pickup and Pilot Car

Denver.....	\$ 14.24	3.77
-------------	----------	------

Douglas.....	\$ 16.43	3.68
--------------	----------	------

Semi/Trailer Truck.....	\$ 18.39	4.13
-------------------------	----------	------

Truck Mounted Attenuator....	\$ 12.43	3.22
------------------------------	----------	------

Water Truck

Denver.....	\$ 26.27	5.27
-------------	----------	------

Douglas.....	\$ 19.46	2.58
--------------	----------	------

WELDERS - Receive rate prescribed for craft performing operation to which welding is incidental.

**Office of Human Resources**  
**Supplemental rates**  
**(Specific to the Denver Projects)**  
**(Supp 35, Date: 01-13-2012)**

<b><u>Classification</u></b>		<b><u>Base</u></b>	<b><u>Fringe</u></b>
Millwrights		\$28.00	\$10.00
Line Construction:			
	Lineman, Gas Fitter/Welder	\$36.88	\$9.55
	Line Eq Operator/Line Truck Crew	\$25.74	\$8.09
Power Equipment Operators (Tunnels Above and Below Ground, shafts and raises):			
	GROUP 1	\$25.12	\$10.81
	GROUP 2	\$25.47	\$10.85
	GROUP 3	\$25.57	\$10.86
	GROUP 4	\$25.82	\$10.88
	GROUP 5	\$25.97	\$10.90
	GROUP 6	\$26.12	\$10.91
	GROUP 7	\$26.37	\$10.94
Power Equipment Operators:			
	GROUP 1	\$22.97	\$10.60
	GROUP 2	\$23.32	\$10.63
	GROUP 3	\$23.67	\$10.67
	GROUP 4	\$23.82	\$10.68
	GROUP 5	\$23.97	\$10.70
	GROUP 6	\$24.12	\$10.71
	GROUP 7	\$24.88	\$10.79
Ironworkers (Ornamental)		\$24.80	\$10.03
Laborers (Removal of Asbestos)		\$21.03	\$8.55
Plumbers		\$30.19	\$13.55
Pipefitters		\$30.45	\$12.85
Truck Drivers:			
	GROUP 1	\$18.42	\$10.00
	GROUP 2	\$19.14	\$10.07
	GROUP 3	\$19.48	\$10.11
	GROUP 4	\$20.01	\$10.16
	GROUP 5	\$20.66	\$10.23
	GROUP 6	\$21.46	\$10.31

**POWER EQUIPMENT OPERATOR CLASSIFICATIONS**  
**(TUNNELS ABOVE AND BELOW GROUND, SHAFTS, AND RAISES):**

GROUP 1 - Brakeman

GROUP 2 - Motorman

GROUP 3 - Compressor

GROUP 4 - Air Tractors; Grout Machine; Gunnite Machine; Jumbo Form

GROUP 5 - Concrete Placement Pumps; Mucking Machines and Front End Loaders, Underground, Slusher; Mine Hoist Operator; Mechanic

GROUP 6 - Mechanic Welder

GROUP 7 - Mole

*NOTE: Any equipment listed below being used in tunnel work, below or above ground shall be paid not less than \$2.00 per hour above the listed wage rates.*

**POWER EQUIPMENT OPERATOR CLASSIFICATIONS:**

GROUP 1 - Air compressor, brakeman, drill operator -smaller than Watson 2500 and similar, operators of 5 or more light plants, welding machines, generators, single unit conveyor, pumps, vacuum well point system, tractor, under 70 hp with or without attachments compressors, 360 C.F.M. or less

GROUP 2 - Conveyor, handling building materials, ditch witch and similar trenching machine, forklift, haulage motor man, pugmill, portable screening plant with or without a spray bar, screening plants, with classifier, self-propelled roller, rubber-tires under 5 tons.

GROUP 3 - asphalt plant, backfiller; cableway signalman; C.M.I. and similar, concrete batching plants, concrete finish machine, concrete gang saw on concrete paving, concrete mixer, less than 1 yd., under 8 inches, distributors, bituminous surfaces dozer, drill, diamond or core, elevating graders, elevator operator, lubricating and service engineer, grout machine, gunnite machine, hoist, 1 drum, horizontal directional drill operator, hydraulic backhoes; road stabilization machine, sandblasting Machine, single unit portable crusher, with or without washer, Tie tamper, wheel mounted, trenching machine operator, winch on truck.

GROUP 4 - Cable operated power shovels, draglines, articulated truck operator, clamshells, 5 cubic yards and under, concrete mixer over 1 Cubic yard, concrete pavers 34E or similar, grade Checker, hoist, 2 drums, mechanic, mixer mobile, Portable crusher, with or without washer; tractor with sideboom, roto-M ill and similar, welder.

GROUP 5 - Cable operated power shovels, draglines, clamshells and Backhoes over 5 cubic yards, caisson drill Watson 2500 similar or larger, motor grader blade-finish, hoist 3 drum or more.

GROUP 6 - Cableway, derrick, quad nine push unit, wheel excavator, belt or elevating loader.

GROUP 7 - tower cranes all types.

**TRUCK DRIVER CLASSIFICATIONS:**

GROUP 1 - Greasemen, Servicemen and Ambulance Drivers, Battery Men, Shuttle Truck or Bus, Flat Rack Tandem Axle.



GROUP 2 - Fork Lift Driver, Straddle Truck Driver, Lumber Carrier, Liquid and Bulk Tankers Single Axle, Combination, Euclid Electric or Similar, Specialty and Hoisting, Truck Drivers Fuel Truck, Grease Truck, Combination Fuel and Grease.

GROUP 3 - Truck Driver Snow Plow, Truck Driver Dump or Type Jumbo and similar type equipment.

GROUP 4 - Cement Mixer Agitator Truck over 10 cubic yards to and including 15 cubic yards, Tire Man, Cab Operated Distributor Truck Driver.

GROUP 5 - Heavy Duty Diesel Mechanic, Body Man, Welders or Combination Men.

WELDERS - Receive rate prescribed for craft performing operation to which welding is incidental.

CITY AND COUNTY OF DENVER  
STATE OF COLORADO



Department of Public Works  
Technical Specifications  
Contract Number : 201626972



2016 Enhanced Bicycle Facility  
Construction Services Master On-Call

March 14, 2016

**CITY AND COUNTY OF DENVER  
PUBLIC WORKS - TRANSPORTATION  
2016 ENHANCED BICYCLE FACILITY  
CONSTRUCTION SERVICES MASTER ON-CALL  
CCD PRO TRACKING NO. PWTES2015-038**

General Contract Conditions shall be the City and County of Denver, Department of Public Works, “Standard Specifications for Construction General Contract Conditions”, 2011 edition and hereinafter modified shall be used for this project.

**STANDARD CONSTRUCTION SPECIFICATIONS**

The Standard Specifications for Construction for this Project shall consist of the applicable sections and subsections, numbered Section 200 through Section 700, of the 2011 "Colorado Department of Transportation Standard Specifications for Road and Bridge Construction."

The Colorado Department of Transportation General Provisions consists of Sections 100 through 109 of the above mentioned specifications. With the exception of General Provision Sections 101, 105, and 107, all other General Provisions are not applicable to this Project and are hereby deleted. In place of the deleted sections, the City and County of Denver “Standard Specifications for Construction, General Contract Conditions,” 2011 Edition, shall apply to this contract. Supplements or amendments to the Standard Specifications for Construction, General Contract Conditions are listed in the Special Contract Conditions.

The following Project Special Provisions take precedence over Specifications or Plans and supplement or amend the referenced “Standard Specifications for Road and Bridge Construction” adopted in 2011 by the Colorado Department of Transportation, which is to be used to control construction of this Project.

**DETAILED CONSTRUCTION SPECIFICATIONS**

The Detailed Specifications for this project are defined in the City of Denver Contract Requirements and Contract Documents.

**STANDARD CONSTRUCTION DETAILS**

It is the intent of the City to use applicable details from the Colorado Department of Transportation M&S Standards, the City of Denver’s Wastewater Management Division Standard Details, and the Denver Water Department’s Standard Drawings, most recent editions. Drainage related appurtenances shall follow the City and County of Denver (CCD), Department of Public Works document titled “Storm Drainage Design and Technical Criteria”. This document can be found at the following web address:

<<https://www.denvergov.org/content/denvergov/en/right-of-way-services/engineering-regulatory-analytics/engineering-plan-review/manuals-regulations.html>>

The Colorado Department of Transportation (CDOT) Special Provisions, Standard Special Provisions are to be used for the project. Use CDOT Project Special Provisions that revise the above described documents, and prevail over above described documents.

**CITY AND COUNTY OF DENVER  
PUBLIC WORKS - TRANSPORTATION  
2016 ENHANCED BICYCLE FACILITY  
CONSTRUCTION SERVICES MASTER ON-CALL  
CCD PRO TRACKING NO. PWTES2015-038**

The Colorado Department of Transportation’s Standard Specifications for Road and Bridge Construction, dated 2011, controls construction of this project. The following Special Provisions supplement or modify the Standard Specifications and take precedence over the Standard Specifications and Plans.

**PROJECT SPECIAL PROVISIONS**

	<u>Page No.</u>
Index .....	i
Commencement and Completion of Work .....	1
Revision of Section 101 – Definitions and Terms .....	2
Revision of Section 105 – Cooperation of the Contractor.....	3
Revision of Section 107 – Performance of Safety Critical Work .....	4
Revision of Section 107 – Worker Safety.....	6
Revision of Section 107 – Protection of Existing Vegetation.....	7
Revision of Section 201 – Clearing & Grubbing.....	8
Revision of Section 202 – Removal of Structures, Asphalt Mat & Obstructions.....	9
Revision of Section 203 – Excavation & Embankment.....	12
Revision of Section 203 – Laborer (Three Man Crew).....	13
Revision of Section 208 – Erosion Control .....	14
Revision of Section 208 – Storm Drain Inlet Protection.....	26
Revision of Section 209 – Watering & Dust Palliatives .....	27
Revision of Section 210 – Reset Structures .....	28
Revision of Section 212 – Seeding, Fertilizer & Sodding .....	30
Revision of Section 212 – Landscape Restoration.....	31
Revision of Section 304 – Aggregate Base Course .....	32
Revision of Section 306 – Reconditioning .....	33
Revision of Section 401/403 – Plant Mix Pavement .....	34
Revision of Section 412 – Portland Cement Concrete Pavement .....	35
Revision of Section 413 – Concrete Patching & Curb Head Replacement ...	39
Revision of Section 601 – Structural Concrete.....	41
Revision of Section 603 – Culverts & Sewers.....	42
Revision of Section 604 – Manholes & Inlets .....	43
Revision of Section 608 – Sidewalks, Curb Ramps & Bikeways.....	44
Revision of Section 609 – Curb & Gutter.....	47
Revision of Section 610 – Median Cover Material.....	49
Revision of Section 622 –Site Furnishings .....	50
Revision of Section 623 –Irrigation System .....	51
Revision of Section 625 – Construction Surveying .....	52
Revision of Section 627 – Pavement marking .....	55
Revision of Section 629 – Survey Monumentation .....	58
Revision of Section 630 – Uniformed Traffic Control .....	60
Revision of Section 630 – Construction Zone Traffic Control .....	61
Revision of Section 705 – Joint, Waterproofing & Bearing Materials .....	66
Revision of Section 713 – Traffic Control Materials.....	67
Allowance Items .....	68
Denver (Only) Noise Ordinance Permit Variance Application Template... .	69

**CITY AND COUNTY OF DENVER  
2016 ENHANCED BICYCLE FACILITY  
CONSTRUCTION SERVICES MASTER ON-CALL  
CCD PRO TRACKING NO. PWTES2015-038**

**CDOT STANDARD SPECIAL PROVISIONS**

Description	Date	No. of Pages	Page No.
Revision of Section 208 – Aggregate Bag	(January 31, 2013)	1	76
Revision of Section 401 – Temperature Segregation	(February 3, 2011)	1	77
Revision of Section 601 – Concrete Batching	(February 3, 2011)	1	78
Revision of Section 601 – Concrete Finishing	(February 3, 2011)	1	79
Revision of Section 601 – Concrete Form and Falsework Removal	(July 28 2011)	3	80
Revision of Section 601 – Concrete Slump Acceptance	(July 29, 2011)	1	83
Revision of Section 630 – Retro reflective Sign Sheeting	(May 8, 2014)	1	84
Revision of Section 703 – Concrete Aggregate	(July 28, 2011)	1	85
Revision of Section 712 – Water for Mixing and Curing Concrete	(February 3, 2011)	1	86

Attachment A

CCDenver Public Works Standard Drawing No. B1 “INVERTED  
U BIKE RACK”

CCDenver Public Works Standard Drawing No. B2 “BIKE  
CORRAL”



## **COMMENCEMENT AND COMPLETION OF WORK**

**Section 108 of the Standard Specifications is hereby revised for this project as follows:**

**Subsection 108.03 shall include the following:**

The Contractor's progress schedule may be a Bar Chart Schedule.

Salient features to be shown on the Contractor's Progress Schedule are:

1. Notice to Proceed
2. Mobilization(s)
3. Erosion Control
4. Removals
5. Curb and Gutter, Median Cover Material, Curb Ramps
6. Sidewalk
7. Storm Sewer
8. Hot Mix Asphalt
9. Construction Traffic Control
10. Landscape Restoration

**REVISION OF SECTION 101  
DEFINITION AND TERMS**

**Section 101 of the Standard Specifications is hereby revised for this project as follows:**

Technical Specifications related to construction materials and methods for the Work under this Contract shall consist of the *State Department of Highways, Division of Highways, State of Colorado, Standard Specifications for Road and Bridge Construction* dated 2011.

Certain terms utilized in the Specifications referred to in the paragraph above shall be interpreted to have different meaning within the scope of this Contract. A summary of redefinitions follows:

- Subsection 101.28**      **“Department”** shall mean the City and County of Denver, Colorado.
- Subsection 101.29**      **“Engineer”** shall mean the Director of Public Works, Denver, Colorado, or designated representative.
- Subsection 101.39**      **“Laboratory”** shall mean City and County of Denver, Colorado or their designated representative.
- Subsection 101.51**      **“Project Engineer”** shall mean the Director of Public Works, Denver, Colorado, or designated representative.
- Subsection 101.76**      **“State”** shall mean City and County of Denver, Colorado (where applicable).

**REVISION OF SECTION 105  
COOPERATION OF THE CONTRACTOR**

**Section 105 of the Standard Specifications is hereby revised for this project as follows:**

**Subsection 105.10 shall include the following:**

All work orders on this On-Call shall be initiated by an RFP from the City and County of Denver. Once a RFP is submitted to the Contractor from the City and County of Denver, the Contractor shall have 10 business days to reply with a scope and fee for the RFP.

Other construction agencies may be working in the vicinity of the project. The Contractor shall conduct the work so as not to interfere with or hinder the progress or completion of the work being performed by other agencies or contractors. All Traffic control conflicts that arise between the needs of the various construction contractors and other agencies shall be brought to the attention of the Engineer. The Engineer will decide the method of resolution.

**REVISION OF SECTION 107  
PERFORMANCE OF SAFETY CRITICAL WORK**

**Section 107 of the Standard Specifications is hereby revised as follows:**

**Add subsection 107.061 immediately following subsection 107.06 as follows:**

**107.061 Performance of Safety Critical Work.** The following work elements are considered safety critical work for this project:

- (1) Overhead girder erection
- (2) Overhead structure construction or repair
- (3) temporary works: falsework, shoring that exceeds 5 feet in height, cofferdams, and temporary bridges
- (4) Work requiring the use of cranes or other lifting equipment

The Contractor shall submit, for record purposes only, an initial detailed construction plan that addresses safe construction of each of the safety critical elements. An erection plan, it shall be included as a part of this plan. The detailed construction plan shall be submitted two weeks prior to the safety critical element conference described below. The construction plan shall be stamped "Approved for Construction" and signed by the Contractor. The construction plan will not be approved by the Engineer.

The Construction Plan shall include the following:

- (1) Safety Critical Element for which the plan is being prepared and submitted.
- (2) Contractor or subcontractor responsible for the plan preparation and the work.
- (3) Schedule, procedures, equipment, and sequence of operations, that comply with the working hour limitations
- (4) Temporary works required: falsework, bracing, shoring, etc.
- (5) Additional actions that will be taken to ensure that the work will be performed safely.
- (6) Names and qualifications of workers who will be in responsible charge of the work:
  - A. Years of experience performing similar work
  - B. Training taken in performing similar work
  - C. Certifications earned in performing similar work
- (7) Names and qualifications of workers operating cranes or other lifting equipment
  - A. Years of experience performing similar work
  - B. Training taken in performing similar work
  - C. Certifications earned in performing similar work
- (8) The construction plan shall address how the Contractor will handle contingencies such as:
  - D. Unplanned events (storms, traffic accidents, etc.)
  - E. Structural elements that don't fit or line up
  - F. Work that cannot be completed in time for the roadway to be reopened to traffic
  - G. Replacement of workers who don't perform the work safely
  - H. Equipment failure
  - I. Other potential difficulties inherent in the type of work being performed

**REVISION OF SECTION 107  
PERFORMANCE OF SAFETY CRITICAL WORK**

(9) Name and qualifications of Contractor's person designated to determine and notify the Engineer in writing when it is safe to open a route to traffic after it has been closed for safety critical work.

A safety critical element conference shall be held two weeks prior to beginning construction on each safety critical element. The Engineer, the Contractor, the safety critical element subcontractors, and the Contractor's Engineer shall attend the conference. Required pre-erection conferences may be included as a part of this conference.

After the safety critical element conference, and prior to beginning work on the safety critical element, the Contractor shall submit a final construction plan to the Engineer for record purposes only. The Contractor's Engineer shall sign and seal temporary works related to construction plans for the safety critical elements, and Temporary Works. The final construction plan shall be stamped "Approved for Construction" and signed by the Contractor.

The Contractor shall perform safety critical work only when the Engineer is on the project site. The Contractor's Engineer shall be on site to inspect and provide written approval of safety critical work for which he provided stamped construction details. Unless otherwise directed or approved, the Contractor's Engineer need not be on site during the actual performance of safety critical work, but shall be present to conduct inspection for written approval of the safety critical work.

When ordered by the Engineer, the Contractor shall immediately stop safety critical work that is being performed in an unsafe manner or will result in an unsafe situation for the traveling public. Prior to stopping work, the Contractor shall make the situation safe for work stoppage. The Contractor shall submit an acceptable plan to correct the unsafe process before the Engineer will authorize resumption of the work.

When ordered by the Engineer, the Contractor shall remove workers from the project that are performing the safety critical work in a manner that creates an unsafe situation for the public in accordance with subsection 108.05.

Should an unplanned event occur or the safety critical operation deviate from the submitted plan, the Contractor shall immediately cease operations on the safety critical element, except for performing any work necessary to ensure worksite safety, and provide proper protection of the work and the traveling public. If the Contractor intends to modify the submitted plan, he shall submit a revised plan to the Engineer prior to resuming operations.

All costs associated with the preparation and implementation of each safety critical element construction plan will not be measured and paid for separately, but shall be included in the work.

Nothing in the section shall be construed to relieve the Contractor from ultimate liability for unsafe or negligent acts or to be a waiver of the Colorado Governmental Immunity Act on behalf of the City and County of Denver.



**REVISION OF SECTION 107  
WORKER SAFETY**

**Section 107 of the Standard Specifications is hereby revised for this project as follows:**

**Subsection 107.06 shall include the following:**

Contractors shall comply with the CCD Noise Control Ordinance for all construction activities scheduled to occur between the hours of 9:00 p.m. to 7:00 a.m. Monday – Friday and 5:00 p.m. and 8:00 a.m. Saturday through Sunday if noise levels are expected to exceed 50 dBA in residential areas or 60 dBA in commercial areas. Nighttime construction activities exceeding noise levels during these restricted hours may not be initiated without first obtaining this permit variance from CCD.

Under any circumstances where nighttime construction activities will take place between the restrictive hours listed above where noise levels will exceed the noise impact thresholds, the contractor is required to apply for a construction noise variance no less than one month before the startup date for construction. Note: the CCD board only meets the 2<sup>nd</sup> Thursday of every month.

Applications shall be submitted through the Denver Department of Environmental Health (DEH) at a cost of \$25.00 for application processing.

The contractor is responsible for fulfilling the requirements set forth by the CCD and is responsible for obtaining the permit variance prior to the construction startup date. All exemption requests and permitting requirements will not be paid for separately, but will be included in the work. Copies of the final application approval shall be provided to CDOT R6 Noise Specialist (Jordan Rudel) for recording and documentation purposes demonstrating compliance with the local agencies regulations.

If the Contractor is ordered to cease operations due to violations of a noise ordinance as a result of equipment back up alarms, the Contractor shall take whatever actions are necessary to comply with the ordinance and continue work on the project. This includes the option of using an observer in lieu of using the equipment's back up alarms as allowed by 29 CFR 1926.601(b) (4) (II) of the OSHA Safety and Health Standards. Should the Contractor fail to mitigate the noise ordinance violation, the Contractor shall be deemed to have waived any right to a claim as a result of work suspension or being required to perform the work at times not specified in the Contract.

If the Contractor uses an observer in lieu of back up alarms, the Contractor shall follow all of the OSHA requirements regarding the use of observers.

All costs incidental to the foregoing requirements shall be included in the original contract prices for the project.

**REVISION OF SECTION 107  
PROTECTION OF EXISTING VEGETATION**

**Section 107 of the Standard Specifications is hereby revised for this project as follows:**

**Subsection 107.12 shall include the following:**

The Contractor shall save all existing vegetation (including trees, shrubs, ground covers, grasses, wetlands & riparian) in this area, except for that vegetation, which must be removed to accommodate construction of the project, per the plans. Specific areas of vegetation to be protected shall be as directed by the Engineer and shall be protected by using orange construction fencing, wire fencing with metal posts or silt fence. Fencing for trees shall be installed at the drip line of the tree or as approved by the Engineer. Equipment shall not be installed or stockpile material within 15 feet of existing trees to remain.

The Contractor shall perform all the work in such a manner that the least environmental damage will result. All questionable areas or items shall be brought to the attention of the Engineer for approval prior to removal or any damaging activity.

The Contractor shall promptly report any vegetation damaged or scarred during construction to the Engineer for assessment of damages. Damaged or destroyed fenced vegetation, shall be replaced at the expense of the Contractor. Vegetation of replaceable size shall be replaced at the Contractor's expense. When trees, shrubs beyond replaceable size or wetlands have been damaged or destroyed, the Contractor shall be liable for the appraised value based upon the official current publications. For trees and shrubs use the International Society of Arboriculture, Guide for Plant Appraisals. The Contractor shall pay any fines or jail time should a wetland be damaged, at no cost to the project. The value of disturbed vegetation shall be calculated according to the following formula:

$(\text{Vegetation size}) \times (\text{Species}) \times (\text{Location}) \times (\text{Condition}) \times (\text{Arborist or Wetland Specialist}) = \text{Vegetation value}$

A consulting Arborist retained by the Department will determine the value of the trees and shrubs. A consulting Wetland Specialist shall determine the value of the wetland or wetland species. This value will be deducted from any money due to the Contractor.

The determination as to whether a plant is of replacement size or beyond will be made by the City's Landscape Architect or Wetland Specialist. Contact Jim Myers at CCD Forestry Department.

If the fence is knocked down or destroyed by the Contractor, the Engineer will suspend the work, wholly or in part, until the fence is repaired to the Engineer's satisfaction at the Contractor's expense. Time lost due to such suspension will not be considered a basis for adjustment of time charges, but will be charged as contract time.

## REVISION OF SECTION 201 CLEARING AND GRUBBING

**Section 201 of the Standard Specifications is hereby revised to include:**

**Subsection 201.02, paragraph 2 shall be deleted and replaced with the following:**

Removals shall be completed to the proposed subgrade elevation for the work, or as designated by the Engineer.

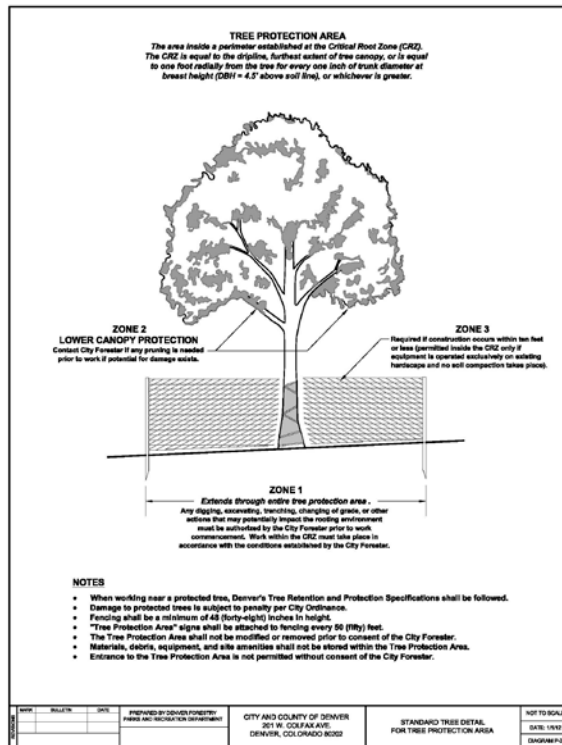
Removal of trees with less than a 4 inch diameter, when measured 24 inches or less above the existing grade, will not be measured and paid for separately. These tree removals will be included in the clearing and grubbing work.

**Subsection 201.02, paragraph 8 shall be deleted and replaced with the following:**

All tree trimming will be performed by the City and County of Denver through the City Forester's Office. Contact Jim Myers two (2) days prior.

**Subsection 201.02 is hereby revised to include:**

All trees designated to remain shall be protected in accordance with Denver's Standard Detail for Tree Protection Area – see detail.



**Subsection 201.04 is hereby revised to include:**

Clearing and grubbing will not be measured and paid for separately but shall be included in the cost of the work.

Tree protection will not be measured separately, but will be considered as subsidiary obligation of the Contractor under the contract.

**REVISION OF SECTION 202  
REMOVAL OF STRUCTURES, ASPHALT MAT AND OBSTRUCTIONS**

**Section 202 of the Standard Specifications is hereby revised as follows:**

All equipment, labor, hauling, sorting, removal, delivery and documentation of recyclable materials as per SC-20 "Greenprint Denver Requirements" will not be paid separately; all costs incurred by the Contractor to meet the requirements of SC-20 shall be included in the removal of the related appurtenance.

**Subsection 202.02 shall be revised to include the following:**

The Engineer will mark the limits of removals in the field.  
Removals in the vicinity of trees to remain shall conform to applicable provisions of the Tree Retention and Protection specification, as prepared by Denver Forestry.

**Subsection 202.03 is hereby replaced as follows:**

All salvable material shown on the plans shall be removed, without unnecessary damage, in sections or pieces that may be readily transported, and delivered by the Contractor to the location noted on the plans, or as directed by the Engineer. The Contractor shall be held responsible for the safekeeping of all salvable materials during the period of the Contract until they are delivered to the City. The Contractor shall make good or replace at his own expense any such materials damaged, stolen or otherwise lost prior to receipt by the City. All salvable materials, as designated on the plans, shall remain the property of the City.

**Subsection 202.05 Pavement Marking, the third paragraph is hereby revised as follows:**

The pavement surface area to be covered with pavement marking material shall be blast cleaned by an approved method, prior to the application of pavement primer or prior to the placing of pavement marking material when used without a pavement primer. A dustless-abrasive shot blasting, power washing, or other approved cleaning method may be used to do the removal work. Cleaning method will be applied to remove all dirt, laitance, curing compound residue, and existing pavement markings. All loose dust and dirt shall be removed before application of pavement primer or pavement marking material.

**Subsection 202.07 is hereby replaced as follows:**

All concrete pavement, sidewalks, structures, curbs, gutters, asphalt pavement, etc., designated for removal, shall be broken into pieces and disposed of outside the limits of the project, unless otherwise designated on the plans, or as directed by the Engineer.

Old concrete construction which abuts new construction, edges of pavement, sidewalks, curbs, etc., to be left in place shall be saw cut to true line with a vertical face.

Where old asphalt construction abuts new construction, edges of asphalt pavement, patching, etc., asphalt to be left in place shall be wheel cut or sawcut to a neat vertical face with minimal jagged edges to the satisfaction of the Engineer. The Engineer, at his discretion, may require asphalt to be sawcut.

Removal of stone curb shall include the complete removal of the curb head and concrete foundation. No payment will be made for sprinkler relocation, utility relocation, etc., beyond the limits of construction as shown on the plans. Stone curb designated for salvage shall be carefully removed to

prevent damage and delivered to the location indicated in the plans or specifications, or as directed by the Engineer.

**Subsection 202.09 shall be revised to include the following:**

Removal of asphalt mat from gutters shall be accomplished by planing, and/or scraping. If the existing gutter is to remain, the gutter shall be cleaned by sandblasting until the pan is completely clean of residue. Gutters which are excessively (greater than one-quarter inch in depth) planed or damaged shall be removed and replaced by the Contractor at his expense. If gutter is designated for removal, no separate payment shall be made for asphalt removal.

-2-

**REVISION OF SECTION 202  
REMOVAL OF STRUCTURES, ASPHALT MAT AND OBSTRUCTIONS**

**Subsection 202.11 shall be revised to include the following:**

Removal of concrete paving, crosspans, curb ramps, driveways will be measured by area in square yards, regardless of thickness, and pay for removal of sidewalk.

Removal of asphalt mat will be measured by square yard. If the existing asphalt mat is over 9" thick, the unit price will be increased in proportion to the additional thickness (18" asphalt mat will be paid at twice the unit price). If the asphalt mat is greater than 4" and is over concrete pavement, both asphalt removal and concrete pavement removal will be paid. If the asphalt mat is less than 4" and is over concrete pavement, only concrete pavement removal will be paid.

Removal of asphalt mat (planning or milling) will be measured by the square yard, regardless of thickness.

Removal of trolley tracks will be measured by centerline lineal track foot, and shall include the removal of rails, ties, connections, cobblestones and concrete runners.

Removal of asphalt mat from concrete gutter and other concrete designated to remain shall be measured by the square yard. Removal of asphalt mat from gutter shall include sandblasting and compressed air cleaning as part of that pay item.

Remove Siphon will be measured as a lump sum for each siphon and shall include: removing the connector pipe, two (2) inlets, grates and frames, any related materials, concrete, metal, sealant, debris, excavation and suitable backfill placed and compacted, all materials, labor equipment, hauling and disposal needed to complete this item.

Removal of pavement marking will be measured in square feet, completed and accepted. Cleaning method used on the pavement that is to be covered with new pavement marking material will not be measured and paid for separately but shall be included in the cost of the work.

**Subsection 202.12 is hereby deleted and replaced as follows:**

The accepted quantities will be paid for at the contract unit price for each of the pay items listed below that appear in the bid schedule. Payment shall be full compensation for sawcutting, scraping, sandblasting, removing, hauling and disposal of such items, excavation and subsequent backfill (with moisture/density control per the Revision of Subsection 203.07) to proposed subgrade elevation. The price shall also include salvageable materials removed, their custody, preservation, storage, haul and disposal as provided herein.



Payment will be made under:

**Pay Item**

Removal of Sidewalk  
Removal of Curb Head  
Removal of Curb and Gutter  
Removal of Combination Curb, Gutter & Walk  
Removal of Concrete Pavement  
Removal of Asphalt Mat

**Pay Unit**

Square Yard  
Linear Foot  
Linear Foot  
Linear Foot  
Square Yard  
Square Yard

When the Contract does not include pay items for Removal of Structures and Obstructions, the removal will not be paid for separately but shall be included in the work.

**REVISION OF SECTION 203  
EXCAVATION AND EMBANKMENT**

**Section 203 of the Standard Specifications is hereby revised as follows:**

**Subsection 203.04 shall include the following:**

The Contractor shall protect and promptly dewater and recondition all excavations from water regardless of source.

**Subsection 203.05 (c), first paragraph, shall include the following:**

Approved backfill material shall be Aggregate Base Course (Class 6) or other material approved by the Engineer.

**Subsection 203.07 shall include the following:**

Unless otherwise indicated on the plans, the density requirements for embankment material shall be: clay soils – 95% of the maximum density determined in accordance with AASHTO T-99; granular soils – 90% of the maximum density determined in accordance with AASHTO T-180.

Proof rolling of the subgrade shall be required. Proof rolling shall be done after specified compaction has been obtained. Proof rolling shall be conducted with a double tandem ten wheel end-dump truck, loaded to a minimum gross weight of 45,000 pounds, or other equipment as approved by the Engineer. Areas found to be weak and those areas which failed shall be ripped, scarified, dried or wetted as necessary and recompact to the requirements for density and moisture at the Contractor's expense.

Where unsuitable material is encountered below proposed subgrade, the Engineer may require the Contractor to remove the unsuitable materials as muck excavation and backfill to the finished grade with Class 6 aggregate base course, or other approved material. The Engineer may designate as unsuitable those soils that are detrimental to the finished roadway. All unsuitable material shall be disposed of as directed.

**Subsection 203.12 shall include the following:**

Muck excavation, as designated by the Engineer, will be measured in the field.

**Subsection 203.13 is revised as follows:**

Proof rolling, blading, wetting, drying, and dozing, will not be measured and paid for separately, but shall be included in the cost of the work.

Haul and disposal will not be measured and paid for separately but shall be included in the cost of the work.

When the contract does not include pay items for Unclassified Excavation and Embankment Material, these items will not be paid for separately but shall be included in the work

**REVISION OF SECTION 203  
LABORER (THREE MAN CREW)**

**Section 203 of the Standard Specifications is hereby revised as follows:**

**Subsection 203.01 shall include the following:**

This work consists of a laborer (three man crew) for all work encountered during construction including but not limited to ditches, dikes, channels, rock excavation necessary for the construction of the project.

**Subsection 203.04 shall include the following:**

Laborer (three man crew) shall be designated and approved by the Engineer.

**Subsection 203.13 is revised as follows:**

Laborer (three man crew) will be measured by the hour and as specified by the Engineer.

Payment under Laborer (Three Man Crew) shall be full compensation for all materials and time of labor required to complete the various work as designated by the Engineer.

**Subsection 203.14 is hereby deleted and replaced as follows:**

The accepted quantities will be paid for at the contract unit price for the pay item listed below that appear in the bid schedule. Payment shall be for full compensation of all work.

Payment will be made under:

<u><b>Pay Item</b></u>	<u><b>Pay Unit</b></u>
Laborer (Three Man Crew)	Hour

**REVISION OF SECTION 208  
EROSION CONTROL**

**Section 208 of the Standard Construction Specifications is hereby removed in its entirety and replaced with the following:**

**PART I: DEFINITIONS**

Definitions used for this Section shall consist of those listed in Title 1 of the City and County of Denver “Standard Specifications for *Construction*, General Contract Conditions”, 2011 edition.

Definitions used for this Section hereby incorporate those identified within the City and County of Denver Construction Activities Stormwater Manual (CASM).

**Additional Definitions applicable to this Section are listed heretofore:**

*Basis of Payment:* The terms under which “Work” is paid, as a designated “Pay Item” in accordance with the quantity measured and the “Pay Unit.”

*Best Management Practices (BMPs):* Schedules of activities, prohibitions of practices, installation of devices, maintenance procedures, and other management practices deployed to stabilize the construction site to prevent or reduce the pollution of State Waters (see definition below). Stormwater BMPs can be classified as "structural" (i.e., devices installed or constructed on a site) or "non-structural" (procedures, such as modified landscaping practices).

*Colorado Department of Health and Environment (CDPHE):* State of Colorado, Water Quality Control Division responsible for issuance of State Construction Stormwater Permit.

*Construction Activities Stormwater Discharge Permit (CASDP):* Permit issued by the City for compliance with City & County of Denver Revised Municipal Code and Department of Public Works Rules & Regulations concerning the discharge of pollutants in storm generated runoff from construction sites to Municipal Separate Storm Sewer System (MS4, see definition below) or State Waters, via the Municipal Separate Storm Sewer System (MS4).

*Construction Activities Stormwater Manual (CASM):* City and County of Denver Construction Activities Stormwater Manual (CASM), 2010 edition.

*Colorado Department of Transportation (CDOT):* State agency that has published standards for Erosion Control with accompanying Erosion Control Supervisor certification courses.

*Erosion Control Supervisor (ECS):* The Erosion Control Supervisor is assigned by the Contractor to perform duties as described in this Section. The ECS shall be properly trained in BMPs per requirements of Part V below, and shall be under the direction of a Professional Engineer licensed in the State of Colorado when performing any modifications to the Project Stormwater Management Plan (SWMP), as required by CDPHE.

*Final Stabilization:* Point of construction when all ground surface disturbing activities at the site have been completed and uniform vegetative cover has reached 70% of pre-disturbance vegetative cover, or equivalent permanent features have been employed. At this point, all temporary BMPs can be removed, all construction and equipment maintenance wastes have been disposed of properly; and all elements of the Stormwater Management Plan have been completed.

**REVISION OF SECTION 208  
EROSION CONTROL**

*Major SWMP Modification:* Changes to the original SWMP that removes or adds additional area to the Project, or modifies the final hydrology or drainage of the Project. A Major SWMP Modification requires the submission of revised Stormwater Management Plan (SWMP) elements to the Permit Authority for review and approval. Any adjustments to a SWMP must be performed either by or under the direction of a Professional Engineer licensed in the State of Colorado.

*Minor SWMP Modification:* Modification to the SWMP that does NOT increase the scope or change hydrology of the Project but: modifies/improves specific BMPs in use at site, indicates progression in phasing of the Project, or specifies relocation of previously approved BMPs within the Project. Any adjustments to a SWMP must be performed either by or under the direction of a Professional Engineer licensed in the State of Colorado.

*Municipal Separate Storm Sewer System (MS4):* A conveyance or system of conveyances (including roads with drainage systems, municipal streets, catch basins, curbs, gutters, ditches, man-made channels, or storm drains):

- a) Owned or operated by a State, city, town, county, district, association, or other public body (created by or pursuant to State law) having jurisdiction over disposal of stormwater or other wastes, including special districts under State law such as a sewer district, flood control district or drainage district, or similar entity, or a designated and approved management agency under Section 208 of the Federal Clean Water Act that discharges to State Waters;
- b) Designed or used for collecting or conveying stormwater;
- c) Which is not a combined sewer; and
- d) Which is not part of a Publicly Owned Treatment Works (POTW).

*Permit Authority:* The Department authorized by the City to review and process CASDP Applications for Capital and/ or governmental sponsored Projects. The responsible City department serving as the Permit Authority is the Public Works Project Controls Office. As a clarification, the Development Services Department of the City serves as the point of intake and permit processing center.

*Permit Enforcement Authority:* The Department authorized by the City to inspect and enforce CASDP Rules and Conditions for all construction Projects within the City's MS4 Boundary. The responsible City department serving as the Permit Enforcement Authority is the Wastewater Management Division of the Department of Public Works.

*State Construction Stormwater Permit:* Colorado Revised Statutes require that all construction sites/development Projects, which, by definition, disturb one or more acres in area, shall be covered by a State issued general permit for construction activities. Information on the application requirements for the State permit can be obtained by phone at 303-692-3500; or by visiting their offices located at 4300 Cherry Creek Drive South, Denver, CO 80246 – 1530, or on the Web at: <https://www.colorado.gov/pacific/cdphe/news/water-quality-permits>

*State Waters:* Any and all surface waters which are contained in or flow in or through this State, not to include waters in sewage systems, waters in treatment works of disposal systems, waters in potable water distribution systems, and all water withdrawn for use until use and treatment have been completed.



-3-  
**REVISION OF SECTION 208  
EROSION CONTROL**

Examples of State Waters include, but are not limited to, perennial streams, intermittent or ephemeral gulches and arroyos, ponds, lakes, reservoirs, irrigation canals or ditches, wetlands, stormwater conveyances (when they discharge to a surface water), and groundwater.

*Stormwater Management Plan (SWMP):* The Stormwater Management Plan contains the requirements necessary to accomplish all the following:

The SWMP establishes a minimum standard to construct, install, maintain, and remove required BMPs during the life of the Contract to prevent or minimize pollution of stormwater due to erosion, sediment transport, and construction related pollutant generated during all phases of the Project. A SWMP consists of the following elements:

- (i) CASDP Narrative Worksheet with Narrative Report. The Narrative Report and supporting documents should fully address the methods to be used to prevent sediment, debris, and other pollutants from entering the MS4 and/ or State Waters in and around the Project area. Proposed structural and non-structural BMPs should be described with sufficient implementation detail to insure that the logical phases of the proposed construction Project meet the performance standards listed in the CASM.
- (ii) Proposed site drawings and Best Management Practice (BMP) installation details as they apply to the site conforming to the Urban Storm Drainage Criteria Manual, Vol. 3, "Best Management Practices", most current version as issued by the Urban Drainage and Flood Control District (UDFCD), or those established by the City's Department of Public Works. If erosion control drawings were included within the bid documents for the Project, they shall be used for bid purposes and initial planning/ deployment of BMPs on the Project. If provided drawings are signed/ sealed by a Professional Engineer, they have been pre-approved by the Permit Authority and may be used without revision for purposes of submitting for CASDP. If provided drawings do not have signature/ seal of Professional Engineer licensed by the State of Colorado, they will require revision by the Contractor with Professional Engineer signature/ seal prior to submission to the City and County of Denver for CASDP.
- (iii) Supporting documentation related to proposed BMPs that are not currently identified in UDFCD Vol. 3 or as otherwise published by the City.

Any preparation of or adjustments to a SWMP must be performed either by or under the supervision of a Professional Engineer or Landscape Architect, licensed in the State of Colorado. SWMP elements submitted to the City shall also meet currently established criteria of the CDPHE as the SWMP must meet all local, State and Federal requirements.

*Substantial Completion of Erosion Control:* Point of construction when permanent BMPs have been installed, initial growth is in place, and the site is waiting for vegetative cover to reach 70% of pre-disturbance vegetative cover.

**REVISION OF SECTION 208  
EROSION CONTROL**

**PART II: DESCRIPTION**

This Work shall consist of constructing, installing, maintaining, and removing when required, BMPs during the life of the Contract until Final Stabilization to prevent or minimize erosion, sedimentation, and pollution of any waters including storm, drainageways, MS4, State Waters, and/ or wetlands. Work under this Section includes the Contractor obtaining required Permits, utilizing SWMP elements provided in the Contract, and/ or SWMP elements specifically prepared by the Contractor as defined herein. The work shall also consist of providing on-going maintenance and monitoring of the SWMP as may be necessary due to the specific and/or dynamic needs of the Project as well as meet all requirements set forth within the CASM.

The Contractor shall coordinate the construction of temporary BMPs with the construction of permanent BMPs to assure economical, effective, and continuous erosion and sediment control and water pollution prevention throughout the construction period until Final Stabilization is achieved.

When a provision of this Section or an order by the Permit Enforcement Authority requires that an action be immediate or taken immediately, it shall be understood that the Contractor shall at once begin effecting completion of the action and pursue it to completion in a manner acceptable to the Permit Enforcement Authority, and in accordance with applicable Permitting requirements.

**PART III: MATERIALS**

Materials to be used for BMPs shall conform to each specific detail as set forth within the Project SWMP or as noted on the Contract Drawings.

**PART IV: EROSION CONTROL PERMIT STATUS**

**The current SWMP status for the Project is as follows:**

A SWMP is currently not required for this project as the proposed disturbed area and/ or proximity to stream does not meet the minimum criteria for requiring a CASDP. All provisions of the following Parts V-VIII of this Section are hereby deleted and shall not be made part of the Project. However, the responsibilities for minimizing sediment pollution from the Project have not been waived, and as such, the City hereby requires the Contractor to perform as specified in the following notes. Because a SWMP and CASDP are not necessary for the Project, all cost for performance of the following notes shall not be paid for separately, but shall be included in the work unless otherwise specified in the section.

“A CASDP Permit will not be required for this project, however, the Contractor and/or their authorized agents shall ensure that all potential pollutants generated during demolition, excavation, trenching, boring, grading, or other construction Work associated with this permit, be prevented from discharge to stormwater conveyance systems in the vicinity of the Project.

The Contractor and/or their authorized agents shall remove all sediment, mud, construction debris, or other potential pollutants that may have been discharged to or, accumulate in the flow lines of storm drainage appurtenances and public rights of ways of the City and County of Denver and CDOT as a result of construction activities associated with this Project. All removals shall be conducted in a timely manner.

**REVISION OF SECTION 208  
EROSION CONTROL**

The Contractor shall be held responsible for remediation of any adverse impacts to the CCD or CDOT MS4, State Waters, waterways, wetlands, and or other public or private properties, resulting from work done as part of this Project.

The Contractor and/or their authorized agents shall insure that all loads of cut and fill material imported to or exported from the Project shall be properly covered to prevent loss of the material during transport on public rights of way." (Sec.49-552; Revised Municipal Code)

Approved erosion and sediment control 'Best Management Practices' shall be maintained and kept in good repair for the duration of the Project. All necessary maintenance and repair shall be completed immediately upon discovery of any deficiency or defect.

The Contractor and/or their authorized agents shall implement the following Best Management Practices (BMPs) on site during construction. Best Management Practice (BMP) installation details and maintenance shall conform to the Urban Storm Drainage Criteria Manual, Vol. 3, "Best Management Practices", most current version as issued by the Urban Drainage and Flood Control District (UDFCD), or those established by the City's Department of Public Works.

1. **VEHICLE TRACKING CONTROL:** This BMP is required at all access points for ingress/egress from off-site impervious surfaces to construction site pervious areas that are used by vehicular traffic or construction equipment.
2. **INLET PROTECTION:** This BMP is required on all existing or proposed storm sewer inlets in the vicinity of the construction site that may receive site runoff. The BMP must be appropriate to the type of storm inlet and appropriate for the ground surface at the inlet.
3. **INTERIM SITE STABILIZATION:** This BMP is required to provide a measure for preventing the discharge of sediment from construction sites where overlot grading or other site disturbance has occurred. This BMP is particularly necessary on sites where construction activities/disturbance will be limited to small areas of the Project site. Acceptable BMPs include:
  - a) Preserving existing vegetation
  - b) Seeding and planting
  - c) Mulching
  - d) Mulching and seeding
  - e) Temporary/Permanent re-vegetation operations
  - f) Chemical soil stabilizer application (requires WMD approval)
4. **WASTE MANAGEMENT/CONTAINMENT:** This BMP requires that all construction wastes, fuels, lubricants, chemical wastes, trash, sanitary wastes, contaminated soils or debris shall be contained on site, protected from contact with precipitation or surface runoff, periodically removed from the construction site, and properly disposed of.

**REVISION OF SECTION 208  
EROSION CONTROL**

5. **SPILL PREVENTION /CONTAINMENT:** This BMP defines the measures proposed for preventing, controlling, or containing spills of fuel, lubricants, or other pollutants; and protecting potential pollutants from contact with precipitation or runoff.
6. **CHUTE WASHOUT CONTAINMENT:** Water used in the cleaning of cement truck delivery chutes shall be discharged into a predefined, bermed containment area on the job site. The required containment area is to be bermed so that wash water is totally contained. Wash water discharged into the containment area shall be allowed to infiltrate or evaporate. Dried concrete waste shall be removed from the containment area and properly disposed of. The direct or indirect discharge of water containing waste concrete to the storm sewer system is prohibited (Sec.56-102a, c; Revised Municipal Code, City and County of Denver).
7. **SWEEPING:** This BMP requires that impervious surfaces which are adjacent to or contained within construction sites be swept on a daily basis or as needed during the day when sediment and other materials are tracked or discharged on to them. Either sweeping by hand or use of Street Sweepers is acceptable. Street sweepers using water while sweeping is preferred in order to minimize dust. Flushing off paved surfaces with water is prohibited.
8. **PERIMETER CONTROL:** This BMP requires that a construction site install a perimeter control measure along the edge of the construction Site, to prevent, or filter the discharge of surface runoff from the construction site. The type of perimeter control used shall be determined based on site conditions and location. Maintenance and repair of the control measure shall occur as needed, in a timely manner.
9. **STOCK PILES:** Soils that will be stockpiled for more than thirty (30) days shall be protected from wind and water erosion within fourteen (14) days of stockpile construction. Stabilization of stockpiles located within 100 feet of receiving waters, or with slopes 3 to 1 or greater shall be completed within seven (7) days following stockpile construction. Stabilization and protection of the stockpile may be accomplished by any of the following: Mulching, Temporary/Permanent Revegetation Operations, Chemical Soil Stabilizer Application (requires Denver Public Works approval), or erosion control matting/Geotextiles. If stockpiles are located within 100 feet of receiving waters, a drainageway or the site perimeter, additional sediment controls shall be required.
10. **SAW CUTTING OPERATIONS:** The Contractor shall protect all storm sewer facilities adjacent to any location where pavement cutting operations involving wheel cutting, saw cutting, or abrasive water jet cutting are to take place. The Contractor shall remove and properly dispose of all waste products generated by said cutting operations on a daily basis or as needed throughout the work day. The discharge of any water contaminated by waste products from cutting operations to the storm sewer system is prohibited. (Sec.56-102a, c; Revised Municipal Code, City and County of Denver)

-7-  
**REVISION OF SECTION 208  
EROSION CONTROL**

**PART V: CONSTRUCTION REQUIREMENTS**

A) SCHEDULES:

At least 10 working days prior to the beginning of any construction work, the Contractor shall submit for approval a schedule for accomplishment of temporary and permanent BMPs shown in the SWMP. This schedule shall specifically indicate the sequence of clearing and grubbing, earthwork operations, and construction of temporary and permanent BMPs. The schedule shall include BMPs for all areas within the Project boundaries, including but not limited to, haul roads, borrow pits, and storage and other staging sites. Work shall not be started until the BMP schedule has been approved in writing by the Project Manager, and on site pre-construction inspection is performed and approved by CCD's NPDES inspector. Once the work has started, and during the active construction period, the Contractor shall update the schedule for all BMPs on a regular basis, and as required to keep the SWMP in compliance.

B) CONSTRUCTION IMPLEMENTATION:

The Contractor shall incorporate into the Project all BMPs that are appropriate for the current phase of work, as outlined in the accepted schedule.

C) UNFORSEEN CONDITIONS: The Contractor shall direct the ECS (under the supervision of a Professional Engineer licensed in the State of Colorado) to design and implement BMPs for correcting conditions unforeseen during design of the Project, or as possible for emergency situations, which arise during construction. The Project's SWMP, UDFCD Vol 3 standards and details, and CDOT's "Erosion Control and Storm-Water Quality Guide," and any approved modification to these documents as proposed by the Contractor, shall be used as reference documents for the purpose of designing appropriate BMPs. Measures and methods proposed by the Contractor to deal with unforeseen conditions shall be reviewed and approved in writing by the Permit Enforcement Authority and the Project Manager prior to implementation and construction.

In an emergency situation, the Contractor shall use best judgment for immediately responding to the emergency situation as it arises, and shall notify the Permit Enforcement Authority and ECS of the emergency situation and BMPs employed in response as soon as practical after installation.

D) PERMITS:

The Contractor shall obtain all required permits for the Project including those required by federal, state, and local agencies. The Contractor shall obtain (or transfer from the City when specified) required erosion control and water quality permits and shall be responsible for compliance with all requirements under any such permits.

E) EROSION CONTROL SUPERVISOR:

Contractor shall assign to the Project an employee or subcontractor to serve as Erosion Control Supervisor (ECS). The ECS shall be a person other than the Contractor's superintendent, foreman, or equivalent supervisory position. The ECS shall be experienced in aspects of BMP construction and have satisfactorily completed a Colorado DOT or equivalent ECS training program authorized by the City. Proof that this requirement has been met shall be submitted to the Project Manager at least ten working days prior to the beginning of any soil disturbance work. A list of authorized ECS training programs is available from the City upon request. Additionally, per definition, the ECS shall be under the direction of a Professional Engineer licensed in the State of Colorado when performing any modifications to the Project Stormwater Management Plan (SWMP).



**REVISION OF SECTION 208  
EROSION CONTROL**

The ECS shall be responsible for oversight of the implementation, maintenance, and revision of the SWMP for the duration of the Project. CCD requires the ECS to fulfill responsibilities as outlined by CDPS such as having financial control and authority to implement BMPs. The ECS's responsibilities shall be as follows:

- 1) Ensure compliance with all water quality permits or certifications in effect during the construction work.
- 2) Supervise the installation, construction, and maintenance of all BMPs specified in the Contract and coordinate the construction of BMPs with all other construction operations.
- 3) Direct the implementation of suitable BMPs as necessary to correct unforeseen conditions or emergency situations. Direct the dismantling of those features when their purpose has been fulfilled due to completion of each Project phase unless the Permit Enforcement Authority agrees that the features be left in place.
- 4) Attend the preconstruction conference, erosion control preconstruction inspection, Project scheduling meetings, weekly construction/ field meetings, substantial completion and final stabilization inspections, and other meetings regarding construction that could impact water quality.
- 5) Evaluate all non-stormwater coming onto the site, such as springs, seeps, and landscape irrigation return flow. If such flow is identified, the ECS shall propose appropriate SWMP modifications to the Contractor to protect off-site water from becoming contaminated with sediment or other pollutants.
- 6) Coordinate with the Contractor to implement necessary actions to reduce anticipated or presently existing water quality or erosion problems resulting from construction activities.
- 7) Coordinate with the Contractor to ensure all labor, material, and equipment deployed to meet SWMP requirements is judged appropriately.
- 8) During construction, update and record the following items in the SWMP as changes occur:
  - (i) Construction boundaries (may require Major SWMP Modification)
  - (ii) Areas of disturbance (may require Major SWMP Modification)
  - (iii) Areas used for storage of construction materials, equipment, soils, or wastes.
  - (iv) Location of any dedicated asphalt or concrete batch plants.
  - (v) Location of construction offices and staging areas.
  - (vi) Location of work access routes during construction.
  - (vii) Location of borrow and waste.
  - (viii) Location of temporary and permanent stabilization

The ECS shall start a new site map before the current one becomes illegible. All site maps shall remain with the SWMP paperwork.

- 9) Amend the SWMP whenever there are: additions, deletions, or changes in locations of BMPs. SWMP revisions shall be recorded immediately. Items shall be dated and signed at time of occurrence. Specifically, amendments shall include the following:
  - (i) A change in design, construction, operation, or maintenance of the site which would require the implementation of new or revised BMPs; or
  - (ii) Changes when the SWMP proves to be ineffective in achieving the general objectives of controlling pollutants in stormwater discharges associated with construction activity.
  - (iii) Changes when temporary BMPs are no longer necessary from changes in Project phase and are removed. All inspection and maintenance activities or other repairs shall be documented.

**REVISION OF SECTION 208  
EROSION CONTROL**

All inspection and maintenance activities or other repairs shall be documented. The SWMP and documentation shall be kept on the Project site at all times.

- 10) Modify the site map with arrows to indicate direction of surface and storm water flowing across the Project site.
  - 11) When adding or revising BMPs in the SWMP, amend the narrative to explain what, when, where, why, and how the BMP is being used, and add a detail to the SWMP.
  - 12) If using existing topography, vegetation, etc. as a BMP, label it as such in the SWMP site map; amend the Narrative to explain when, why, and how the BMP is being used in the SWMP.
  - 13) Record on the SWMP, and implement the approved plan for concrete and asphalt saw cutting, grinding, and milling containment and removal.
  - 14) Update the potential pollutants list in the SWMP throughout construction meeting CASDP requirements.
  - 15) Spills, leaks, or overflows that result in the discharge of pollutants shall be documented on the inspection form. The ECS shall record the time and date, weather conditions, reasons for spill, and how it was remediated. The ECS shall immediately report to the Contractor and Project Manager the following instances of noncompliance:
    - (i) Noncompliance which may endanger health or environment.
    - (ii) Spills or discharge of hazardous substance or oil which may cause pollution of the City MS4 or State Waters.
    - (iii) Discharge of stormwater which may cause an exceedance of a water quality standard.
- 16) Perform a thorough inspection of the stormwater management system at least every seven (7) days and within 24 hours after any precipitation or snowmelt event with the potential to cause surface erosion. If no land disturbing construction activities are present during a storm event, post-storm event inspections shall be conducted prior to commencing any new land disturbing construction activities, but no later than seventy-two (72) hours following the storm event. The inspection records shall be kept on-site in a written or previously approved format. Inspections shall be conducted during the progress of the work, during work suspensions, or until Final Stabilization of all disturbed areas is approved by Permit Enforcement Authority and shall include the following services at a minimum:
- (i) The construction site perimeter, disturbed areas, and areas used for material storage that are exposed to precipitation shall be inspected for evidence of, or the potential for, pollutants entering the drainage system. BMPs identified in the SWMP shall be observed to ensure that they are operating correctly.
  - (ii) The description of potential pollutant sources, and the BMPs identified in the SWMP, shall be revised and modified as appropriate based on the results of the inspection as soon as practicable after such inspection. Modification to the SWMP shall be implemented in a timely manner and in accordance with applicable Permit requirements.
  - (iii) The operator shall keep a record of inspections. Uncontrolled releases of sediment or polluted storm water or measurable quantities of sediment found off the site shall be recorded with a brief explanation as to the measures taken to prevent future releases as well as any measures taken to clean up the sediment that has left the site. Inspection records shall be made available to the City upon request. Note: documentation of uncontrolled releases at site DOES NOT alleviate any State or Federal requirements for reporting of discharges or upset conditions. Care shall be taken to ensure compliance with all regulatory requirements at site.

**REVISION OF SECTION 208  
EROSION CONTROL**

- (iv) Seven (7) day inspections are required during construction and at all times until Final Stabilization has been achieved. Seeding and mulching of disturbed areas does NOT count as final stabilization until such time as 70% pre disturbed vegetative cover has been achieved. Sites with growth in place sufficient to deter erosion that have not yet achieved final stabilization may petition the City to grant an alternative inspection schedule while awaiting additional growth for final stabilization. These inspections must be conducted in accordance with the above paragraphs.

**F) APPLYING BMPs TO STABILIZE SITE:**

The duration of the exposure of incomplete construction to the effects of weather shall be as short as practicable. BMPs such as: seeding, surface roughening, mulching, applying tackifier, use of geotextiles and matting, permanent landscaping, or other selected BMPs shall be applied within fourteen (14) calendar days of completion of grading/soil disturbance activities to stabilize the construction site unless disturbed area is within 100 feet of an MS4 or State Waters or has slopes of 3 to 1 or greater in which case BMPs shall be implemented within seven (7) calendar days of completion of grading activities. Disturbed areas where work is temporarily halted shall be temporarily stabilized within seven (7) days after the activity ceased unless work is to be resumed within thirty (30) calendar days after the activity ceased.

Clearing and grubbing operations shall be scheduled and performed to minimize both the area of the Project disturbed at a given time and the amount of time that disturbed areas remain open. BMPs such as temporary seeding are required between successive construction stages when disturbed areas will not be stable or active for thirty (30) calendar days or more. No payment will be made for additional work required because the Contractor has failed to properly coordinate the BMP schedule, thus causing previously stabilized areas to be disturbed by operations that could have been performed prior to the stabilization. Upon failure of the Contractor to coordinate the permanent BMPs with the grading operations in a manner to effectively control erosion and prevent water pollution, the Permit Enforcement Authority can suspend the Contractor's grading operations and the Project Manager can withhold monies due to the Contractor on current estimates until such time that all aspects of the work are coordinated in an acceptable manner.

**G) WORK OUTSIDE LIMITS OF CONSTRUCTION:** Non-contiguous areas outside the limits of construction that are used by the Contractor that include, but are not limited to, borrow pits, haul routes, storage and disposal areas, field offices, maintenance, batching areas, etc., shall have appropriate BMPs implemented by the Contractor at the Contractor's expense. Should said areas meet applicable CASDP Permit criteria, the Contractor shall obtain a separate CASDP or amend existing CASDP for each area as applicable at no additional expense to the City.

**H) MAINTENANCE:** The Contractor shall continuously maintain erosion and sediment control BMPs on a daily basis or as directed by the ECS so that they function properly during and after construction (including work suspensions) until Final Stabilization has been approved by the Permit Enforcement Authority. Maintenance includes, but is not limited to, the following items:

- (i) From the time seeding and mulching work begins until the date the Project has reached Substantial Completion of Erosion Control, the Contractor shall keep all seeded areas stabilized at all times. Any damage to seeded areas or to mulch materials shall be promptly repaired.
- (ii) All inspection sediment removal, and BMP maintenance activities to comply with all Federal, State & Local erosion control permit requirements until Final Stabilization is reached.

-11-  
**REVISION OF SECTION 208**  
**EROSION CONTROL**

- (iii) All removal and replacement of existing BMPs due to damage to same suffered either by the contractor, outside agencies, the public, or acts of God.
- (iv) All required mechanical and/ or manual street sweeping.
- (v) Discretionary changes required of any regulatory enforcement officer.

If the Contractor fails to maintain the BMPs in accordance with the Contract, or as directed, the City may at the expiration of a period of 48 hours, after having given the Contractor written notice, proceed to maintain BMPs as deemed necessary. The cost thereof will be deducted from any compensation due, or which may become due to the Contractor under this Contract.

I) MINOR SWMP MODIFICATIONS: Shall be made in the field by the Contractor and thoroughly documented in the Contractor's SWMP narrative and drawings. Should the Permit Enforcement Authority deem minor field modifications inadequate, the Contractor may be required to a) make specific modifications as requested by the Permit Enforcement Authority or b) return to the original approved design specifications. Minor SWMP Modifications are allowed, covered under the original CASDP, and required as part of standard maintenance and operation.

J) MAJOR SWMP MODIFICATION: The City reserves the right to require changes in the Work or Project Limits that may require a Major Modification to the SWMP and/ or CASDP due to unforeseen circumstances. Should this occur, the Contractor will be responsible for the following (as applicable) and applying for CASDP amendment:

- (i) Make required revisions to comply with changing Federal or State rulemaking if it occurs within timeframe of the Project
- (ii) Make required revisions due to unforeseen or unplanned conditions leading to deficient Drawings/ SWMP (hazardous materials encountered, landfills, expansion of work limits, etc.)
- (iii) Prepare revised SWMP elements endorsed by a Professional Engineer licensed in the State of Colorado.

K) SUBSTANTIAL COMPLETION OF EROSION CONTROL: When a CASDP is required for the Project, Substantial Completion of the Project as defined by the City and County of Denver General Contract Conditions cannot be reached until Substantial Completion of Erosion Control has been granted. Granting of Substantial Completion of Erosion Control must be requested by the Contractor and be approved by the Permit Enforcement Authority in the form of a "Certificate of Substantial Completion of Erosion Control".

L) FINAL STABILIZATION: Granting of Final Stabilization must be requested by the Contractor and be approved by the Permit Enforcement Authority. Other permanent soil stabilization techniques may be proposed, in writing, by the Contractor and used upon approval, in writing, by the Project Manager and Permit Enforcement Authority.

The Contractor shall follow the following procedures for approval of Final Stabilization:

- (i) The Contractor shall file Inactivation Request for Construction Activities Stormwater Discharge Permit (available within CASDP guidance documents) with the Permit Enforcement Authority.
- (ii) The Contractor shall coordinate with the Permit Enforcement Authority to hold a Final Inactivation Inspection.
- (iii) If passing, the Permit Enforcement Authority transmits a letter of approval for Final Stabilization.

**REVISION OF SECTION 208  
EROSION CONTROL**

- (iv) If not passing, the Permit Enforcement Authority transmits a letter of denial for Final Stabilization with associated inspection report to Contractor.
- (v) Stabilization, inspection and maintenance requirements shall continue until confirmation of having met final closure requirements have been granted in writing by the Permit Enforcement Authority.  
When Final Stabilization has been reached, the Permit Enforcement Authority shall issue a "Certificate of Final Stabilization".
- (vi) Once the Inactivation request is approved by the City and County of Denver, the contractor can apply to close the State Stormwater Permit.

**M) FINAL ACCEPTANCE:**

CASDP obligations (including reaching Final Stabilization) may hinder the ability to reach Final Acceptance for the overall Project as defined in the City General Contract Conditions.

**PART VI: CONSTRUCTION OF BMPs**

BMPs shall be constructed so that they conform to all requirements as set forth within the Project SWMP. They shall meet all requirements set forth within each BMP detail and shall be installed and maintained so that they function in an effective and operable manner.

**PART V: BASIS OF PAYMENT**

Because a SWMP and CASDP are not necessary for the Project, all cost for performance of the Work to furnish, install, maintain, replace (if not due to contractor negligence), remove, and dispose of BMPs specified in the Contract shall not be paid for separately, but shall be included in the work. Only Storm Drainage Inlet Protection will be measured and pay for separately in accordance with Section 608 of the Storm Drain Inlet Protection of this specification.

All other work required as set forth in this Revised Section 208 –Erosion Control including all materials, equipment and labor, to permit, set-up, maintain, document, remove and clean-up all erosion control BMP's as per current City of Denver Stormwater Management Plans /(SWMP) requirements will not be paid separately; all costs incurred by the Contractor to meet the requirements of this Section regarding Erosion Control unless provide for in the Bid shall be included in the related appurtenance.

The cost for any corrective actions required by the State or City due to contractor's failure to obtain or comply with applicable Permits will be borne by the Contractor, including fines and penalties. In the case of failures on the part of the Contractor in controlling erosion, sedimentation, and/or water pollution, the City may provide the necessary corrective actions. All corrective action costs, including Project engineering costs, will be charged to the Contractor, and appropriate deduction will be made from the Contractor's monthly pay estimate.

The sole remedy for additional costs associated with installation of BMPs as required by regulatory agencies to ensure compliance with local and State requirements shall be included in the cost of the adjacent concrete repair work as provided in the Bid Schedule of this Contract. The Contractor however may submit a separate itemized Change Order for any required Major SWMP Modification proposed by the City during the course of the Project.



**REVISION OF SECTION 208  
STORM DRAIN INLET PROTECTION**

**Section 208 of the Standard Specifications is hereby revised for this project as follows:**

**Subsection 208.05(j) Construction of BMPs shall include the following:**

Storm drainage inlet protection shall be placed at the nearest downstream inlet or any inlets immediately adjacent to any construction excavation or areas that require concrete work. The inlet protection shall be sewn geotextile fabric unit enclosing a porous structure in the form of a cylindrical tube placed in front of and extending beyond the inlet opening on both sides. The inlet protection shall be a Beaver Dam style as manufactured by Dandy Products Inc. (1-800-591-2284) ([www.dandyproducts.com](http://www.dandyproducts.com)) or approved equal.

Storm Drain protection shall remain in place throughout the entire project time to ensure protection of each individual construction site.

The Contractor shall review the sites which have completed construction to ensure that the inlet protection is achieving the proper protection and remediate all issues for the entire project time.

**Subsection 208.12 shall include the following:**

Payment will be full compensation for all work, materials and equipment required to complete the item, including surface preparation, maintenance throughout the project, and removal upon completion of the project.

**Pay Item**

Storm Drain Inlet Protection

**Pay Unit**

Each

**REVISION OF SECTION 209  
WATERING AND DUST PALLIATIVES**

**Section 209 of the Standard Specifications is hereby revised for this project as follows:**

**Subsection 209.07 paragraph 1 shall be deleted and replaced with the following:**

Water for moisture-density control, landscaping, pre-wetting, and for dust palliatives will not be measured and paid for separately but shall be included in the cost of the work.

**REVISION OF SECTION 210  
RESET STRUCTURES**

**Section 210 of the Standard Specifications is hereby revised as follows:**

**Subsection 210.01 is hereby revised to include the following:**

This work shall also consist of restoring existing landscaping that is disturbed during construction to its original or improved condition. This item applies to all landscaping within the limits of construction. Materials used to restore landscaping shall be replaced "in-kind" unless otherwise approved by the Engineer.

**Subsection 210.02 shall include the following:**

"Restore Landscaping, In Kind" shall include restoring all landscaping that is disturbed within the limits of construction. This includes landscape concrete and asphalt pavers, landscape rock, flowers, shrubs and landscape timbers. The Contractor shall be required to maintain the landscaping planting in accordance with Section 214.

**Subsection 210.09 shall include the following:**

Signs and traffic signals shall be reset in accordance with the City and County of Denver Transportation Engineering requirements at locations indicated on the plans. It will be the Contractor's responsibility to supply and install any new materials needed to restore the signs and traffic signals to service at the new location.

**Subsection 210.10 shall include the following:**

Manholes, water meters and valves shall be adjusted in accordance with the applicable standards of the Utility Owner. The Contractor will be responsible for determining the proper Utility Owner and coordinating these adjustments.

Survey range boxes shall be adjusted as directed by the Engineer.

Reset Inlet Grate will include for each existing single inlet all materials, equipment and labor, to remove and dispose of the existing castings and provide and place new castings with mounting hardware, grout and up to 1 course of standard brick riser as per Wastewater Standard Details DRWG NO. S-716 and all other labor, equipment, materials and hauling and disposals necessary to complete the work.

Restoration of landscaping beyond limits outlined on the plans and/or as marked in the field by the Engineer will not be paid for.

**Subsection 210.12 shall include the follows:**

The quantity to be measured where items are reset, adjusted or restored on a "square foot" basis shall be the actual number of square feet of the items completed and accepted.

**REVISION OF SECTION 210  
RESET STRUCTURES**

**Subsection 210.13 shall be revised to include the follows:**

<b><u>Pay Item</u></b>	<b><u>Pay Unit</u></b>
Reset Ground Sign	Each
Adjust Manhole, Meter, Valve	Each
Reset Inlet Grate, Frame & Adjustable Curb Box (New Casting)	Each

When the contract does not include pay items for Reset Structures, these items will not be paid for separately but shall be included in the work.

**REVISION OF SECTION 212  
SEEDING, FERTILIZER AND SODDING**

**Section 212 of the Standard Specifications is hereby revised as follows:**

**Subsection 212.01 shall include the following:**

Work performed in areas under the jurisdiction of Denver Parks and Recreation Department shall conform to the standards of that Department.

**Subsection 212.04 shall include the following:**

At the direction of the Engineer seeding will be accepted in lieu of sodding.

**Subsection 212.08 is hereby revised to include the following:**

Sodding beyond the limits outlined on the plans and/or as marked in the field by the Engineer will not be paid for.

Payment will be made under:

**Pay Item**  
Sodding

**Pay Unit**  
Square Foot

When the contract does not include pay items for Seeding, Fertilizer and Sodding, these items will not be paid for separately but shall be included in the work.



**REVISION OF SECTION 212  
LANDSCAPE RESTORATION**

**Section 212 of the Standard Specifications is hereby revised for this project as follows:**

**Subsection 212.01 shall include the following:**

Disturbance of existing landscaping shall be minimized wherever possible. The Contractor shall notify the Engineer or Project Manager of any potential disturbance before beginning of work.

Landscape restoration shall consist of the repair and/or replacement of all landscape materials that may be damaged through the actions of the Contractor or his agents. This work may include but is not limited to sod, fencing, plantings, sprinkler systems and decorative features.

Sod shall be measured and paid for by Section 212: Seeding, Fertilizer and Sodding, and sprinkler system repair shall be measured and paid for by Section 623: Sprinkler System. All other landscape repair and/or replacement of landscape materials shall be included in the cost of landscape restoration.

**Subsection 212.07 shall include the following:**

Landscape Restoration will be measured by actual number of square feet restored and accepted by the Engineer.

**Subsection 212.08 shall include the following:**

**Pay Item**  
Landscape Restoration

**Pay Unit**  
Square Foot

**REVISION OF SECTION 304  
AGGREGATE BASE COURSE**

**Section 304 of the Standard Specifications is hereby revised as follows:**

**Subsection 304.06 is revised as follows:**

All material within the street section shall be compacted to 95% of maximum density as determined in accordance with AASHTO T-99; all areas outside the street section shall be compacted to 90% of the maximum density determined in accordance with AASHTO T-180. It is the Contractor's responsibility to provide Quality Control density testing and provide test results in a testing frequency, method and report as per Pre-construction submittal approved by the City Project Manager. Quality Control testing, reports and submittals will not be paid for separately but shall be included in the work.

**Subsection 304.08 is hereby revised as follows:**

Payment will be made under:

<u><b>Pay Item</b></u>	<u><b>Pay Unit</b></u>
Aggregate Base Course (Class 6)(Complete In-Place)	Ton

When the contract does not include pay items for Aggregate Base Course, these items will not be paid for separately but shall be included in the work.

**REVISION OF SECTION 306  
RECONDITIONING**

**Section 306 of the Standard Specifications is hereby revised as follows:**

**Subsection 306.01 shall be revised to include the following:**

All existing subgrade on alleys and streets from back of curb to back of curb shall be reconditioned.

**Subsection 306.02 shall be revised to include:**

Unless otherwise indicated on the plans, the density requirements for reconditioning shall be: Clay Soils - 95% of the maximum density determined in accordance with AASHTO T-99 Granular Soils - 90% of the maximum density determined in accordance with AASHTO T-180. It is the Contractor's responsibility to provide Quality Control density testing and provide test results in a testing frequency, method and compile comprehensive reports as per Pre-construction submittal approved by the City Project Manager. Quality Control testing, reports and submittals will not be paid for separately but shall be included in the work.

**Subsection 306.04 is revised as follows:**

Reconditioning will not be measured and paid for separately but shall be included in the work.

**REVISION OF SECTION 401 & 403  
PLANT MIX PAVEMENTS**

Sections 401 and 403 of the Standard Specifications for Road and Bridge Construction are hereby deleted and replaced with the Comprehensive Specifications for the Metropolitan Government Pavement Engineers Council (MGPEC), included herein. Section 9.16 of the MGPEC Specifications is hereby deleted and replaced as follows:

HMAP patching or overlay shall be paid by the ton by batch ticket. Tack Coat will not be measured and paid for separately but shall be included in the cost of the work.

It is the Contractor's responsibility to provide Quality Control density testing and provide test results in a testing frequency, method and report as per Pre-construction submittal approved by the City Project Manager. Quality Control testing, reports and submittals will not be paid for separately but shall be included in the work.

Payment will be made under:

<u>Pay Item</u>	<u>Pay Unit</u>
HBP Patch/Overlay	Ton

When the contract does not include pay items for Plant Mix Pavements, these items will not be paid for separately but shall be included in the work.

**REVISION OF SECTION 412  
PORTLAND CEMENT CONCRETE PAVEMENT**

**Section 412 of the Standard Specifications is hereby revised as follows:**

**Subsection 412.01 shall be revised to include the following:**

This work shall also include driveway, crossspan, bus pad and alley paving.

**Subsection 412.03 shall be revised to include the following:**

Mix designs must be submitted for approval by the Engineer and shall be designed for the opening times required by the Traffic Control Plan. Such mix designs shall be submitted in a timely manner so as not to delay the scheduled commencement of the project, taking into account time for testing of the mix by the Contractor's laboratory. It is the Contractor's responsibility to provide Quality Control concrete strength testing and provide test results in a testing frequency, method and report as per Pre-construction submittal approved by the City Project Manager. Quality Control testing, reports and submittals will not be paid for separately but shall be included in the work.

**Subsection 412.04 shall be deleted and replaced with Subsection 601.05, with the following revisions:**

Calcium chloride (up to 1 percent by weight of cement) or Type C or E accelerators may be used under the following conditions:

- a. The median daily temperature is less than 55 degrees (Average of previous three days).
- b. The date of placement is between September 30th and May 30th.
- c. The concrete temperature may not exceed 80 degrees F prior to placement.

Difficulties encountered as a result of use of accelerators, the costs of associated delays, and corrective action costs shall be borne by the Contractor.

When High Early Strength is requested by the engineer for the convenience of the City, field strength of 2500 psi shall be achieved in 24 hours or less. An additional charge per cubic yard will be negotiated and paid for high early concrete when directed to be used by the Project Manager. If high early concrete is placed by the contractor without the request of the City the entire additional cost will be borne by the contractor. When directed by the Project Manager, a maturity meter (James Instrument Model No. 3006) shall be used to monitor on-site maturity of pavement concrete. The Contractor shall establish a maturity versus strength relationship for the concrete mixture being used. This correlation may be achieved by casting and curing cylinders on site, monitoring temperature and maturity of cylinders and paving concrete versus time, and testing cylinders at time intervals to establish the correlation.

**Subsection 601.05, Paragraph 5, Item (2), referencing use of fly ash, shall be deleted. Subsection 412.10 shall be revised to include the following:**

The Contractor is required to submit a detailed breakdown of paving equipment, vibratory devices, finishing tools, and provisions for protection from or avoidance of damage from weather impacts. This information shall be submitted for approval by the Engineer prior to commencing any construction activities.



**REVISION OF SECTION 412  
PORTLAND CEMENT CONCRETE PAVEMENT**

**Subsection 412.12 shall be revised to include the following:**

The Contractor shall insure that new concrete items built under this contract drain properly and, as such, there are no areas of standing water on new concrete items.

The Contractor shall protect all new concrete items built under this Contract against defacement, or other injury, from any cause. If said damage cannot be adequately repaired to the satisfaction of the Engineer, the Contractor shall remove and replace the unacceptable items at Contractor's expense.

**Subsection 412.13(a) 1, shall be deleted and replaced with the following:**

*Longitudinal Construction Joints* Keyways in longitudinal construction joints are optional. Deformed steel tie bars of specified length, size, spacing, and material shall be placed perpendicular to the longitudinal joints by an approved method. When adjacent lanes of pavement are constructed separately, Grade 40 (not Grade 60) tie bars may be bent at right angles against the form of the first lane constructed and straightened into final position before the concrete of the adjacent lane is placed. If epoxy-coated steel tie bars are bent and then straightened into final position, at the Engineer's discretion the bars shall be repainted with epoxy coating prior to placement of the adjacent concrete. The tie bars shall be inserted into the plastic state concrete between the auger and the vibrators. Other methods of the bar placement may be acceptable if the Contractor can demonstrate satisfactory performance of his alternate method. Proposals of alternate methods or additional costs associated with other methods shall be at the Contractor's expense.

**Subsection 412.13(b), delete the first sentence and replace it with the following:**

Weakened plane joints shall be formed by sawing to the depth specified on the drawings, in accordance with the requirements of this subsection or as otherwise approved by the Engineer, except as follows: When required to adhere to the City Noise Control Ordinance, joints shall be formed initially by deep tooling or "soft-cut" methods, followed by sawing at the first available time within the ordinance.

**Subsection 412.13(b) 2, delete the first and second paragraphs and replace with the following:**

Transverse weakened plane joints shall be formed by sawing a groove in hardened concrete in accordance with plan details.

The Contractor shall cut the transverse and longitudinal joints to the width and depth required. The cut shall be made with a power driven saw. Any damage to the concrete pavement such as spalling or fracturing shall be repaired by the Contractor as directed by the Engineer at no cost to the project. The joints shall be immediately flushed with water to remove any sawing residue from the joint and pavement surface.

If concrete approaches or any widening beyond the width of the initial pass is constructed subsequent to the driving lanes, transverse weakened plane joints shall immediately be formed in the approaches extending from any joints in the driving lanes.

**REVISION OF SECTION 412  
PORTLAND CEMENT CONCRETE PAVEMENT**

**Subsection 412.13(b) 2, shall be revised to include the following:**

The time schedule for sawing weakened plane joints shall be as follows: Every second joint shall be sawed 2 to 12 hours after pavement placement, provided the concrete has sufficiently set so as to preclude the dislodging of aggregate particles by the saw. Unless otherwise directed by the Engineer, the exact time of sawing shall be determined by the Contractor and will be dependent on weather conditions, ambient temperature, mix characteristics and other factors that may affect the setting time of the concrete. Every effort shall be made to saw early enough to control or limit random cracking. The intermediate joints shall be sawed prior to opening to traffic, but in no case longer than 48 hours after placement of the concrete.

The Contractor shall adhere to the City Noise Control Ordinance. In the event that the need for saw cutting is anticipated during restricted time periods, a "soft-cut" saw shall be used before restricted hours, or deep tooling of joints shall be performed on plastic concrete, followed by saw cutting of the concrete as soon as possible during unrestricted hours. At the discretion of the Engineer, saw cutting will be prohibited between 10:00 p.m. and 7:00 a.m.

**Subsection 412.18 shall be deleted and replaced with the following:**

412.18 Sealing Joints.

This work shall consist of sawing, cleaning and sealing Portland cement concrete pavement joints for new pavements.

Cleaning, repairing and proper curing of any spalls, fractures, breaks or voids in the concrete surface of the joints shall be accomplished at least 4 days prior to installing the backer rod material or joint sealant. Joint sealing or resealing shall be performed only when the ambient and pavement temperatures are 50 degrees F or higher, unless otherwise approved by the Engineer. The pavement surface and joints shall be dry and the sealant shall not be placed unless the weather conditions are dry. The sealant shall be placed a minimum of 4 days after joints are washed clean.

The Contractor shall thoroughly clean the joint and adjacent pavement for a width of not less than one inch on each side of the joint of all scale, dirt, dust, residue, or any foreign material that will impair bonding of the joint sealant. Immediately prior to the placement of backer rod material and the sealant, the joints shall be cleansed using a minimum of 100 psi compressed air.

Work shall be stopped when and if it is found that there oil or moisture in the compressed air. Work shall not resume until suitable adjustments are made. The Contractor is to check for such oil or moisture at the start of every work cycle and periodically during the cycle using an Engineer approved method. The backer rod shall be placed in such a manner that the grade for the proper depth of the sealant material is maintained. Under no conditions shall the Contractor place the backer rod material or the sealant if there is dust, moisture, oil or any foreign material on that portion of the concrete that is to receive the backer rod material or joint sealant.

A copy of the manufacturer's recommendations pertaining to the heating and application of the sealant shall be submitted to the Engineer prior to the beginning of work, and these recommendations shall be adhered to by the Contractor, with such exceptions as this specification may require.

**REVISION OF SECTION 412  
PORTLAND CEMENT CONCRETE PAVEMENT**

The sealant material shall be hot applied into the joint using equipment and techniques recommended by the joint sealant manufacturer. The surface of the finished joint seal shall have a flat level surface that is 3/16+/-1/16 inch below the surface of the concrete pavement. Sealant not placed within these tolerances will not be measured and paid for, and the Contractor shall remove the joint sealant material and clean and reseal these joints in accordance with the criteria outlined in the special provision at no additional cost to the project. If, in the opinion of the Engineer, the Contractor shows an inconsistency in his ability to fill the joints to the required dimensions, the Contractor shall cease his operations until such time as he can comply with the required criteria in a consistent manner.

In addition, the Engineer may elect to check for bonding or adherence to the sides of the joint. Material shall conform to Subsection 705.01(a).

The joint material must withstand a 20 pound pull force applied perpendicular to the joint as indicated in "COLORADO PROCEDURE 67-90".

**Subsection 412.22 shall be deleted and replaced with the following:**

The pavement shall be cleaned and opened to traffic in accordance with the time requirements shown on the plans or in the specifications.

Pavement shall not be opened until it has reached a compressive strength of 2500 psi in-place, regardless of the curing time required by the Traffic Control Plan. The TCP may necessitate the required compressive strength to be attained within 72 hours or less.

**Subsection 412.24 shall be revised to include the following:**

Payment under Concrete Pavement shall be full compensation for all materials and labor required to complete the various pavement sections, including expansion joints, areas of thickened edges, driveways, bus pads and alley paving.

New curb and gutter that is adjacent to new concrete pavement will not be measured and paid for separately but included in the square yard measurement for concrete pavement. Measurement and payment will be to back of curb except where curb ramp limits overlap.

**Pay Item**

Concrete Pavement (6 Inch)  
Concrete Pavement (8 Inch)

**Pay Unit**

Square Foot  
Square Foot

When the contract does not include pay items for Portland Cement Concrete Pavement, these items will not be paid for separately but shall be included in the work.

**SECTION 413  
CONCRETE PATCHING AND CURB HEAD REPLACEMENT**

**DESCRIPTION**

**413.01** This work consists of patching and curb head replacement on existing concrete pavement.

**MATERIALS**

A.	Bond Strength: ASTM C-882	1 Day 7 Days	1500 psi 2500 psi
B.	Length Change:	28 Days Dry 28 Days Wet	-0.05% +0.05%
C.	Compressive Strength: ASTM C-109	2 Hours 1 Day 7 Days	2500 psi 5000 psi 7000 psi

**413.02** Concrete patching material must be a one component system that requires an exact addition of water. They must meet the following performance requirements at maximum water. Aggregate shall consist of 3/8" clean, washed and dried gravel or crushed stone of reasonably uniform quality throughout.

Five Star Highway Patch by U.S. Grout Corporation and HD-50 Heavy Duty Concrete Patch by Dayton Superior Corporation are approved concrete patching material.

**CONSTRUCTION REQUIREMENTS**

**413.03** Preparation of Concrete Surface:

Remove all grease, oil, dirt, curing compounds, laitance and other deleterious materials from the concrete. Roughen the surfaces by sand blasting and provide a near vertical face on the edges of existing concrete to ensure bond. Loose or broken concrete shall be removed. If any existing rebar reinforcing is exposed, it shall be sandblasted. All surfaces shall be thoroughly saturated, and free standing excess water shall be removed with clean compressed air before applying the structural repair material. Minimum depth of patching is 2 inches.

**413.04** Placing Concrete Patch Material:

Carefully read and understand the manufacturer's instructions as printed on the container. The mixing operation should be close to the repair area. A mortar mixer is recommended. For small quantities, an electric drill and paddle mixer is recommended. The mixing order for mortar type mixer shall be as follows:

1. Clean water shall be placed in the mixer at the rate specified on the container instructions. Water content is critical; do not deviate from the amount specified.
2. When temperatures exceed 90°F, a prepackaged set retarder shall be used as recommended by the manufacturer. Add retarder to mixing water, maximizing dispersion in the mix.
3. For pours with greatest depth exceeding 3", 3/8 inch clean washed pea gravel shall be added to the mix at a rate not to exceed 25 lbs. per 50 lb. pail.

**SECTION 413  
CONCRETE PATCHING AND CURB HEAD REPLACEMENT**

4. Add the repair material. This sequence is important in order to produce a consistent mix and to reduce mixing time. Allow approximately 3 minutes mixing time.
5. When pouring large volumes of material, special consideration should be given to maintaining a continuous flow of material producing a wet leading edge. More than one mixer may be necessary to deliver enough material to insure no cold joints.

Place the mixed material into the prepared area, starting from one side of the repair and working to the other side. Do not place the repair material in lifts. Work the material firmly into the bottom and sides of the repair. Screed the material to the desired level. Close up edges of the repair with a trowel. Finish the material to the desired texture. Do not re-temper the material. Clean the mixer and tools periodically with water to prevent build-up, especially in hot temperatures. As soon as the material sets, all exposed surfaces must be thoroughly saturated for 30 minutes.

**413.5 Concrete Curb Head Replacement.** Concrete curb head that was paved with the concrete pavement shall be constructed as follows:

1. Remove broken curb head and concrete pieces from sound concrete.
2. Place no. 4 deformed bars, 18" O.C. by drilling. Place no. 4 horizontal bars across vertical bars per detail, attached herein.
3. Prior to pouring new curb head, sand blast existing concrete pavement at curb head location or use other cleaning method as approved by the Engineer.
4. Saturate sand blasted area and remove standing water immediately prior to replacing concrete.
5. Consolidate concrete by use of high frequency internal vibrators.
6. Provide 1/8" open joint in curb head at existing contraction joints in concrete pavement.

**METHOD OF MEASUREMENT**

**413.06** Concrete patching will be measured by the square foot at the depth specified or as required by the Engineer. Curb head replacement will be measured by the lineal foot along the front of the curb head.

**BASIS OF PAYMENT**

**413.07** The accepted quantities will be paid for at the contract unit price for each of the pay items listed below that appear in the bid schedule.

<u>Pay Item</u>	<u>Pay Unit</u>
Concrete Patching	Square Yard
Concrete Curb Head Replacement	Linear Feet

All work necessary and incidental to the concrete patching and curb head replacement will not be measured and paid for separately but shall be included in the work.



**REVISION OF SECTION 601  
STRUCTURAL CONCRETE**

**Section 601 of the Standard Specifications is hereby revised as follows:**

Table 601-1, footnote (7) shall be revised to include the following:

When No. 67 or No. 57 coarse aggregate is used as the largest aggregate in the mix, the required air content shall be 5% to 8%.

**Subsection 601.05, Paragraph 5, Item (2), referencing the use of fly ash, shall be deleted.**

**Subsection 601.06, Item 7, is modified as follows:**

(7) Supplier's Mix I.D. number

**Subsection 601.07, (d) is deleted. Self-contained mobile mixers will not be allowed.**

It is the Contractor's responsibility to provide Quality Control concrete strength testing and provide test results in a testing frequency, method and report as per Pre-construction submittal approved by the City Project Manager. Quality Control testing, reports and submittals will not be paid for separately but shall be included in the work.

**REVISION OF SECTION 603  
CULVERTS AND SEWER**

**Section 603 of the Standard Specifications is hereby revised for this project as follows:**

**Section 603.02 is hereby revised to include the following:**

All Reinforced Concrete Pipe provided for this project shall be Class III Pipe (reinforced) unless stated differently on the plans.

Contractor shall use rubber gaskets for the installation of Reinforced Concrete Pipe. The rubber gasketed joints shall conform to the requirements of ASTM C 443M (ASTM C 443) and shall be flexible and able to withstand expansion, contraction, and settlement.

All rubber gaskets shall be stored in as cool a place as practicable, preferably at 70 degrees Fahrenheit or less.

Where required, the work shall include the construction of sanitary sewer encasements as directed by the Engineer.

**Section 603.03 through 603.11 shall be replaced with the following:**

Subsections 603.03 through 603.11 shall be replaced with the City and County of Denver (CCD), Department of Public Works document titled "Storm Drainage Design and Technical Criteria". This document can be found at the following web address:

<https://www.denvergov.org/content/denvergov/en/right-of-way-services/engineering-regulatory-analytics/engineering-plan-review/manuals-regulations.html>

Where trenching shoring is required, the Contractor shall ensure that the shoring method and design will support all adjacent traffic loads.

Section 5.0.3.2 of the CCD document titled, "Backfilling Methods" is hereby revised to include the following: All backfill within the roadway section shall be method B.

**Section 603.12 is hereby revised to include the following:**

<b><u>Pay Item</u></b>	<b><u>Pay Unit</u></b>
15-Inch Reinforced Concrete Pipe	Linear Foot
18-Inch Reinforced Concrete Pipe	Linear Foot

Structure excavation and backfill for Reinforced Concrete Pipe (Complete in Place) will not be measured and paid for separately, but shall be included in the work.

Additionally, formliners, form ties, weep holes, and all other items necessary for construction not identified in the Bid Schedule shall be subsidiary to the work.

The cost of sanitary sewer encasements shall not be paid for separately, but shall be included in the work.

**REVISION OF SECTION 604  
MANHOLES AND INLETS**

**Section 604 of the Standard Specifications is hereby revised for this project as follows:**

Subsections 604.02 through 604.06 shall be replaced with the City and County of Denver (CCD), Department of Public Works document “Storm Drainage and Sanitary Sewer Construction Detail and Technical Specifications”. This document can be found at the following web address:

<https://www.denvergov.org/Portals/711/documents/2012updates/All%20Tech%20Specs%209-10-12.pdf>

Delete all references in this document to measurement and payment and item numbers referencing CCD’s Standard Construction Specifications.

**Subsection 604.04(b) shall include the following:**

Precast manholes are allowed. The contractor will take the responsibility that all rims match the proposed grades. In the event that field conditions are not as anticipated, required modifications to all precast structures shall be at the contractor’s expense.

**Subsection 604.06 shall include the following:**

The use of precast inlets and manholes may require an increase in the structure size denoted on the plans. The cost associated with an increase in structure size due to the use of precast structures will be at the contractor’s expense.

**Subsection 604.07 shall include the following:**

<b><u>Pay Item</u></b>	<b><u>Pay Unit</u></b>
Type 14 Curb Inlet (6 Foot)	Each
Type 14 Curb Inlet (8 Foot)	Each
Type 16 Curb Inlet (Single)(4 Foot 8 Inches)	Each
Type 16 Curb Inlet (Double)(8 Foot 5 Inches)	Each
4’ I.D. Manhole Slab Base (5 Foot)	Each
4’ I.D. Manhole Slab Base (10 Foot)	Each

Structure Excavation and Backfill will not be measured separately but shall be included in the work.

Pay Items Type 16 Curb Inlet, Type 14 Curb Inlet, and 4’ I.D. Manhole shall conform to City and County of Denver, Department of Public Works, Wastewater Management Division, Standard Details 2015. This document can be found at the following web address:

<<https://www.denvergov.org/content/dam/denvergov/Portals/711/documents/Standard%20Detail%20Drawings%20Full%20Set.pdf>>

**REVISION OF SECTION 608  
SIDEWALKS AND BIKEWAYS**

**Section 608 of the Standard Specifications is hereby revised for this project as follows:**

**Subsection 608.01 shall be deleted in its entirety and replaced with the following:**

Concrete Sidewalk construction shall conform to the requirements of the City and County of Denver's Standard Details for Curb/Gutter and Sidewalk (Detail 5.2 through 5.4).

Concrete Curb Ramp construction shall conform to the requirements of the City and County of Denver's Standard Details for Curb Ramps (Detail 7.0 through 7.7). Construction of concrete ADA curb ramps to include the installation of detectable warnings.

Concrete Driveway construction shall conform to the requirements of the City and County of Denver's Standard Detail for Standard Commercial Driveway (Detail 6.0 through 6.2).

**Subsection 608.02, delete in its entirety and replace as follows:**

Materials shall meet the requirements specified in the following subsections:

Joint Fillers 705.01

Concrete for sidewalks, curb ramps, and driveways shall be Class "P", broom finish with natural color as specified in subsections 601.02 and 601.03, except that No. 67 coarse aggregate shall be used.

Concrete for bike lane curb ramps will be colored. The concrete color shall be Davis Color # 860 (Dark Gray).

Detectable warnings on curb ramps shall be Armor-Tile Tactile Systems or approved equal. Installation of the detectable warnings on ADA curb ramps shall be in strict accordance with the manufacturer's recommendations.

Alternate materials may be used, if pre-approved by the Engineer. The Contractor shall submit a sample of the product, the name of the selected supplier, and documentation that the product meets all contrast requirements and will be fully compatible with the curb ramp surface to the Engineer for approval prior to the start of work.

Concrete shall be cured with a non-pigmented "clear" curing compound.

All concrete used for sidewalks, curb ramps, and driveways shall be reinforced with polypropylene fibers. Polypropylene fibers shall be FIBERMESH or FORTA FIBRE. Length of fibers shall be as recommended by the manufacturer. Add 1.5 pounds FIBERMESH or FORTA FIBRE per cubic yard of concrete. The fiber additive utilized in the concrete mix shall be that supplied by the Fibermesh Company, 4019 Industry Drive, Chattanooga, TN, 37416, (800) 635-2308, or approved equal. The Contractor shall submit five (5) copies of fibrous concrete reinforcement product data for use by the Engineer.

Concrete will be subject to inspection and tests as required to assure compliance with quality requirements.

The use of calcium chloride, as permitted under Revision of Section 412, subsection 412.04, is prohibited in colored concrete.

**REVISION OF SECTION 608  
SIDEWALKS AND BIKEWAYS**

**Subsection 608.03(a) shall include the following:**

Delete the third sentence and add:

Where excavation to the finished grade elevation results in subgrade of unsuitable soil, the Engineer may designate the unsuitable material to be removed and replaced with approved material. Removal of unsuitable material shall be paid for as Muck Excavation in accordance with Revision of Section 203.05(c), and backfilled with Class 6 Aggregate Base Course, or other material approved by the Engineer.

**Subsection 608.03(d) shall be revised to include the following:**

Finishing shall occur only after the disappearance of bleed water. The addition of superficial water to the surface of the concrete to assist in finishing operations will not be permitted. Sprinkling of pigment onto the fresh surface will not be permitted.

**Subsection 608.03(e) shall be revised to include the following:**

For Bikeways, control joints shall be zipstrip or sawcut to a minimum depth of  $\frac{1}{4}$  of the total slab thickness and no greater than  $\frac{1}{4}$  inch wide. Control joints shall be spaced at 10 feet on center or as noted on the plans. Any damage to the concrete such as spalling, dislodging of aggregate particles, or cracking will be repaired by the Contractor at no additional cost to the Project. If said damage cannot be adequately repaired to the satisfaction of the Engineer, the Contractor shall remove and replace the damaged concrete at no additional cost to the Project.

**Subsection 608.03(f) shall be revised to include the following:**

The Contractor shall insure that new concrete items built under this contract drain properly and, as such, there are no areas of standing water on new concrete items.

The Contractor shall protect all new concrete items built under this Contract against defacement, or other injury, from any cause. If said damage cannot be adequately repaired to the satisfaction of the Engineer, the Contractor shall remove and replace the unacceptable items at Contractor's expense.

**Subsection 608.06 shall be revised to include the following:**

Excavation to proposed subgrade elevation will not be paid for separately but shall be included in the work associated with Section 201, Clearing and Grubbing or Section 202, Removal of Structures and Obstructions.

It is the Contractor's responsibility to provide Quality Control concrete strength testing and provide test results in a testing frequency, method and report as per Pre-construction submittal approved by the City Project Manager. Quality Control testing, reports and submittals will not be paid for separately but shall be included in the work.

**REVISION OF SECTION 608  
SIDEWALKS AND BIKEWAYS**

Payment will be made under:

**Pay Item**

Concrete Sidewalk  
Concrete Sidewalk (Special)  
Concrete Curb Ramp

**Pay Unit**

Square Yard  
Square Yard  
Square Yard

Payment shall be full compensation for labor and materials including, but not limited to, reconditioning, grading, backfill, curing compound, control and expansion joint and sealant as required to complete these Pay Items.

Excavation to proposed subgrade elevation will not be paid for separately but shall be included in the work associated with Section 202, Removal of Structures, Asphalt Mat and Obstructions.



**REVISION OF SECTION OF 609  
CURB AND GUTTER**

**Section 609 of the Standard Specification is hereby revised as follows:**

**Subsection 609.01 (f) shall be revised to include the following:**

Combination Curb, Gutter, and Sidewalk  
Variable Height Curb Head  
Curb and Gutter, Variable Height Curb Head

**Subsection 609.02 shall be revised as follows:**

In the first paragraph, reference to Section 703.07, Bed Course Material, shall be deleted.

Paragraph 2 shall be deleted and replaced with the following:

- Concrete shall conform to the requirements for Class “P” concrete as specified in subsections 601.02 and 601.03. When curb machines are used, the Contractor will be permitted to use AASHTO M 43 Size 57 or 67 aggregate in lieu of the coarse aggregate specified in Table 601-1, and a lesser slump will be permitted.

**Subsection 609.03(a) shall be revised as follows:**

*Excavation:* Excavation shall conform to the requirements of the Revision of Section 608, Subsection 608.03(a).

**Subsection 609.03(c) shall be revised to include the following:**

The Contractor shall protect all new concrete items built under this Contract against defacement, or other injury, from any cause. If said damage cannot be adequately repaired to the satisfaction of the Engineer, the Contractor shall remove and replace the unacceptable items at Contractor’s expense.

**Subsection 609.03(d) shall be revised to include the following:**

For construction of curb and gutter adjacent to existing concrete pavement, the joint pattern shall match that of the concrete pavement. The joint pattern shall be approved by the Engineer prior to construction.

**Subsection 609.03(i) shall be revised to include the following:**

The Contractor shall insure that new concrete items built under this contract drain properly and, as such, there are no areas of standing water on new concrete items.

It is the Contractor’s responsibility to provide Quality Control concrete strength testing and provide test results in a testing frequency, method and report as per Pre-construction submittal approved by the City Project Manager. Quality Control testing, reports and submittals will not be paid for separately but shall be included in the work.

-2-  
**REVISION OF SECTION OF 609  
CURB AND GUTTER**

**Subsection 609.07 shall be revised to include the following:**

Payment will be made under:

<b><u>Pay Item</u></b>	<b><u>Pay Unit</u></b>
Variable Height Curb Head w/Reinforcement	Linear Foot
Combination Curb, Gutter and Sidewalk ('-")	Linear Foot
Curb and Gutter, Variable Height Curb Head	Linear Foot

Payment shall be full compensation for labor and materials including, but not limited to, reconditioning, grading, backfill, curing compound, control and expansion joint and sealant as required completing these Pay Items.

Excavation to proposed subgrade elevation will not be paid for separately but shall be included in the work associated with Section 202, Removal of Structures and Obstructions.

**REVISION OF SECTION 610  
MEDIAN COVER MATERIAL**

**Section 610 of the Standard Specifications shall be revised for this project as follows:**

**Subsection 610.02 shall include the following:**

Aggregate for concrete median cover material shall be #67 or #57.

**Subsection 610.03 shall include the following:**

Landscape weed barrier fabric shall be installed in accordance with Subsection 420.08.

**Subsection 610.05 shall include the following:**

The accepted quantities will be paid for at the contract unit price for each of the pay items listed below.

Payment will be made under:

<u>Pay Item</u>	<u>Pay Unit</u>
Median Cover Material (4" Concrete)(#67 or #57 Aggregate)	Square Foot

**REVISION OF SECTION 622  
SITE FURNISHINGS**

**Section 622** of the Standard Specifications is revised as follows:

**DESCRIPTION**

**Subsection 622.01** shall include the following:

This work shall consist of the installation of various site furnishings for bicycle parking facilities in conformity to the lines, grades, dimensions, and details shown on the plans or established.

**CONSTRUCTION REQUIREMENTS**

**Subsection 622.04** shall include the following:

This work shall consist of installing the Bicycle Rack and Bicycle Corral to be furnished by the City & County of Denver.

(a) Bicycle Rack

All new bicycle racks are to be inverted U bike racks as described in City and County of Denver Public Works Standard Drawing No. B1 “INVERTED U BIKE RACK”.

The Contractor shall pick-up each of the bicycle rack assemblies from the City and County of Denver Traffic Operations Center at 5440 Roslyn St., Building E. The Contractor shall coordinate pick-up times with the Engineer or the Engineer’s designee. The Contractor shall protect all materials from damage, deterioration and loss of any kind during transportation and construction.

(b) Bicycle Corral

All new bicycle corrals are to be bike corrals as described in City and County of Denver Public Works Standard Drawing No. B2 “BIKE CORRAL”.

The Contractor shall pick-up each of the bicycle corral assemblies from the City and County of Denver Traffic Operations Center at 5440 Roslyn St., Building E. The Contractor shall coordinate pick-up times with the Engineer or the Engineer’s designee. The Contractor shall protect all materials from damage, deterioration and loss of any kind during transportation and construction.

**METHOD OF MEASUREMENT**

**Subsection 622.27** shall include the following:

Bicycle Racks and Bicycle Corrals will be measured by the actual number of assemblies installed and accepted.

**BASIS OF PAYMENT**

**Subsection 622.28** shall include the following:

Payment will be made under:

<u>Pay Item:</u>	<u>Pay Unit:</u>
Bicycle Rack – Concrete Mount (Install Only)	Each
Bicycle Rack – Brick Paver Mount (Install Only)	Each
Bicycle Corral – Concrete Mount (Install Only)	Each
Bicycle Corral – Asphalt Mount (Install Only)	Each

**REVISION OF SECTION 623  
IRRIGATION SYSTEM**

**Section 623 of the Standard Specifications is revised as follows:**

**Subsection 623.01 is revised to include the following:**

Irrigation systems within twelve inches (12”) of the reconstruction areas which are damaged as a result of the reconstruction activity will be repaired and paid for. Irrigation systems beyond this limit which are damaged by the Contractor will be repaired by the Contractor at no expense to the City.

**Subsection 623.02 is revised to include the following:**

Materials required to be replaced shall be of like kind to those removed. If like kind materials are unavailable, the Contractor may substitute comparable materials of comparable quality, if approved by the Engineer. Materials used in areas under the jurisdiction of the Denver Parks Department shall comply with the current specifications of that department.

**Subsection 623.28 is revised to include the following:**

Pipes and fittings will be measured by the lineal foot, regardless of type, size or manufacturer and shall be paid under “Sprinkler System – Irrigation Reconstruction.”

New Sprinkler heads will be measured per each, regardless of type, size or manufacturer, and shall be paid under “Sprinkler System – Sprinkler Head.”

Sprinkler heads to be adjusted will be measured per each regardless of type, size or manufacturer, and shall be paid under “Sprinkler System – Adjust Sprinkler Head.”

**Subsection 623.29 is revised to include the following:**

<u>Pay Item</u>	<u>Pay Unit</u>
Sprinkler System – Irrigation Reconstruction	Linear Foot
Sprinkler System – New Sprinkler Head	Each
Sprinkler System – Adjust Sprinkler Head	Each

**REVISION OF SECTION 625  
CONSTRUCTION SURVEYING**

**Section 625 of the standard specifications is hereby revised as follows:**

**Delete section 625 and replace with the following:**

**DESCRIPTION**

**625.01** This work consists of the construction surveying, calculating, and staking necessary for the construction of all elements of the project. The work shall be done under the supervision of a Professional Land Surveyor (PLS) who is licensed in the State of Colorado. Locating, preserving, referencing, installing and restoring land monuments such as Primary Control monuments from which the Right of Way or any land boundary will be calculated, described or monumented, Public Land Survey System (PLSS) monuments, General Land Office (GLO) monuments, Bureau of Land Management (BLM) monuments, Mineral Survey (MS) monuments, Right of Way (ROW) monuments, property boundary monuments and offsets, range points, benchmarks, easement monuments, and other monuments that are required by law or regulation to be established by a PLS, and the determination of any land boundary, shall be done under the supervision of a Professional Land Surveyor (PLS) who is licensed in the State of Colorado.

**MATERIALS AND EQUIPMENT**

**625.02** The Contractor shall furnish all personnel, survey equipment, safety equipment, materials, and traffic control necessary to perform the required construction surveying and staking. All surveying equipment, including Electronic Distance Meters (EDM), total stations, theodolites, levels, rods, tapes, tripods, tribrachs, and Global Positioning System (GPS) receivers and equipment.

If any survey equipment is found to be functioning outside the manufacturer's specified tolerance, certification from an approved repair facility showing that the instruments have been repaired, properly adjusted, or both if necessary shall be included in the survey records and submitted to the City Surveyor's Office before being used.

**CONSTRUCTION REQUIREMENTS**

**625.03** The Contractor shall check and verify all established Primary horizontal and vertical control points.

All survey records generated shall be the property of the City and shall be available to the City Surveyor's Office for inspection or reproduction at all times. All survey records shall be transmitted to the City Surveyor's Office for inclusion into the project records before final project acceptance.

Electronic formats may be acceptable, please coordinate with the City Surveyor's Office. Copies of any new Monument Records filed by the PLS with the State Board of Registration shall be submitted to the City Surveyor prior to filing.

**625.04** Contractor Surveying. The Contractor's PLS shall perform all construction surveying and staking that is necessary for construction of the project.

**625.05** Staking. It is the responsibility of the Contractor's PLS to adhere to industry standards and acceptable practices in regards to staking. Any restaking will be the responsibility of the Contractor's PLS at no cost to the City.



## **REVISION OF SECTION 625 CONSTRUCTION SURVEYING**

**625.06** Accuracy and Tolerances. It is the responsibility of the Contractor's PLS to adhere to industry standards and applicable standards with regard to horizontal and vertical accuracy tolerances.

**625.07** Responsibility and Inspection. Supervision and coordination of construction surveying and staking is the Contractor's responsibility. The City Surveyor's Office or Engineer may inspect the Contractor's surveying; however such inspection will not relieve the Contractor of any responsibility for accuracy or completeness of work. All Contractor surveying inaccuracies, errors, or omissions shall be corrected at the Contractor's expense.

**625.08** Reset Monuments and Stakes. Survey monuments, benchmarks, and other significant stakes that are damaged, destroyed, or made inaccessible by the progress of construction shall be replaced, transferred or reestablished at the Contractor's expense.

Locating, preserving, referencing, installing and restoring land monuments as described in 625.01, shall be done in accordance with Section 629, under the supervision of a PLS who is experienced and competent in Right of Way and boundary surveying and licensed in the State of Colorado.

**629.09** Changes. All changes in lines and grades required by field conditions and all discrepancies in grades, alignment, location or dimensions detected by the Contractor shall be immediately submitted to the Engineer in writing. No changes in given data or plans will be allowed unless approved by the Engineer in writing. All changes shall be documented by the contractor.

**629.10** Pay Quantities Measurements. The Engineer will perform all interim and final measurements deemed necessary by the City to determine contract pay quantities. The Contractor shall establish and maintain Control points and stationing as required for these measurements.

**629.11** Survey Records. Survey records shall be completed as the work is done. Field survey notes for construction surveying and checking by the Contractor shall be recorded in survey records in conformance with industry standards and acceptable practices.

All survey records generated shall be the property of the City and shall be available to the City Surveyor's Office or the Engineer for inspection or reproduction at all times. All survey records shall be transmitted to the City Surveyor's Office for inclusion into the project records before final project acceptance. All survey records shall be stamped with the seal of, and signed by, the responsible PLS.

Electronic submittal of survey records may be acceptable, please coordinate with the City Surveyor's Office.

### **METHOD OF MEASUREMENT**

**625.12** Construction surveying will not be measured but will be paid as a fixed percentage of the construction items on each task orders – (allowances).

**REVISION OF SECTION 625  
CONSTRUCTION SURVEYING**

**BASIS OF PAYMENT**

**625.13** Payment for construction surveying will be a lump sum payment that is based on a percentage as set forth in the Allowance Section for construction surveying. Payment will be full compensation for all surveying work necessary to complete the project to include all resetting of stakes, marks, monuments and preparing survey documentation as required.

Partial payment for construction surveying, as determined by the Engineer, will be made as the work progresses.

Traffic control for construction surveying will be paid for in accordance with Section 625.

When the contract does not include pay items for Construction Surveying, this item will not be paid for separately but shall be included in the work.

**REVISION OF SECTION 627  
PAVEMENT MARKING**

**Section 627 of the Standard Specifications is revised as follows:**

**Subsection 627.01 is revised to include the following:**

This work shall also consist of the installation of various raised pavement markings in conformity to the lines, grades, dimensions, and details shown on the plans for each work order.

This work shall also consist of the installation of bike and decorative symbols for bicycle route facilities in conformity to the lines, grades, dimensions, and details shown on the plans or established.

The Contractor is responsible for installation and removal of temporary pavement marking. The Contractor shall coordinate the work of the striping Contractor, including traffic control devices and flaggers.

**Subsection 627.02 is revised to include the following:**

Materials shall consist of the following:

Raised Pavement Marker with Flexible Posts and Curb (Concrete Installation) -

*Tuff Post High Performance Channelizer, 36" White, White Reflectors, available at Impact Recovery or approved equal.*

Raised Pavement Marker with Flexible Posts and Curb (Asphalt Installation)

*Tuff Post High Performance Channelizer, 36" White, White Reflectors, available at Impact Recovery or approved equal.*

Raised Pavement Marker with Flexible Posts (Concrete Installation)

*Tuff Post High Performance Channelizer, 36" height, White, White Reflectors, Item # TCXLP-W, available at Impact Recovery or approved equal.*

Raised Pavement Marker with Flexible Posts (Asphalt Installation)

*Tuff Post High Performance Channelizer, 36" height, White, White Reflectors, Item # TCXLP-W, available at Impact Recovery or approved equal.*

Flush Mount Flexible Posts (Asphalt Installation)

*City Post (tubular marker, top cap, integrated anchor bolt assembly, and plug cap), 36" height, White, White Reflective Sheeting, available at Pexco (Davidson Traffic Control Products) or approved equal.*

Flush Mount Flexible Posts (Concrete Installation)

*City Post (tubular marker, top cap, integrated anchor bolt assembly, and plug cap), 36" height, White, White Reflective Sheeting, available at Pexco (Davidson Traffic Control Products) or approved equal.*

This work shall also consist of installing the bike and decorative symbols for bicycle route facilities:

(a) Preformed bike symbol

All Preformed Thermoplastic Pavement Marking Bike Symbols (Words/Symbols) (90 mil) shall be *Bicycle Rider (4' w x 7' h) item PM600847, available at Ennis-Flint or approved equal.*

(b) Preformed bike route buffer material

All buffers shall be “*Traffic Patterns*” solid color as indicated in plans *available at Ennis-Flint* or approved equal

**Subsection 627.03 is revised to include the following:**

The Contractor shall replace permanent pavement markings damaged or removed as a result of the work. Pavement marking material shall be new material of the same type which existed prior to the work commencing.

**Subsection 627.12 is revised as follows:**

Installation and removal of temporary pavement marking will not be measured and paid for separately, but shall be included in the cost of item 412.

All Raised Pavement Markings will be measured by the actual number of assemblies furnished, installed, and accepted and shall be installed per manufacturer’s instructions.

Bike and decorative symbols will be measured by the actual number of assemblies furnished, installed and accepted.

**Subsection 627.13 shall include the following:**

Payment will be made under:

<u>Pay Item:</u>	<u>Pay Unit:</u>
Raised Pavement Marker with Flexible Posts and Curb (Concrete Installation)	Each
Raised Pavement Marker with Flexible Posts and Curb (Asphalt Installation)	Each
Raised Pavement Marker with Flexible Posts (Concrete Installation)	Each
Raised Pavement Marker with Flexible Posts (Asphalt Installation)	Each
Flush Mount Flexible Posts (Asphalt Installation)	Each
Flush Mount Flexible Posts (Concrete Installation)	Each
Preformed Thermoplastic Pavement Marking Bike Symbol	SF
Preformed Thermoplastic Pavement Marking Buffer Material (Decorative) (90 mil)	SF
Preformed Thermoplastic Pavement Marking (Word - Symbols) (90 Mil)	SF
Preformed Thermoplastic Pavement Marking (X-Walk – Stop Line) (90 Mil)	SF
Preformed Thermoplastic Pavement Marking (Long-Line – Dashes) (90Mil)	SF

Preformed Thermoplastic Pavement Marking Adhesive (Concrete Surface)  
 (Manufacturer Recommended)

SF

Preparation of Pavement surface prior to installation of new pavement marking material shall be completed in accordance with Revision of Section 202.05. Preparation work will not be measured and paid for separately but shall be included in the pavement markings installation work.

The materials and installation of pavement markings shall be price reduced for failure to install within 10 days upon receipt of written request from Transportation or the Engineer/Project Manager or upon the task order completion deadline.

	> 10 days and < 30 days after	≥ 30 days and < 60 days after	≥ 60 days and < 90 days after	≥ 90 days
% Price Reduction	10 %	25 %	50 %	75 %

**REVISION OF SECTION 629  
SURVEY MONUMENTATION**

**Section 629 of the Standard Specifications is hereby deleted and replaced with the following:**

**DESCRIPTION**

**629.01** This work consists of locating, preserving, referencing, installing and restoring the following types of land monuments by a Colorado-licensed Professional Land Surveyor (PLS). The following types of monuments, if required, shall be considered included: Primary Control monuments from which Right of Way (ROW) or any land boundary will be calculated, described or monumented; Public Land Survey System (PLSS) monuments; General Land Office (GLO) monuments; Bureau of Land Management (BLM) monuments; Mineral Survey (MS) monuments; ROW monuments; property boundary monuments; and offsets, City of Denver range points, benchmarks, easement monuments, and other monuments that are required by law or regulation to be established by a PLS, along with installing or adjusting Monument Boxes.

The production of additional documentation may be required by the City Surveyor's Office. All such work included in this section shall be performed under the supervision of a Colorado- licensed PLS.

**MATERIALS AND EQUIPMENT**

**629.02** The Contractor shall furnish all personnel, survey equipment, safety equipment, materials and traffic control necessary to perform the required Monumentation and related surveying.

**CONSTRUCTION REQUIREMENTS**

**629.03** A construction survey conference shall be held with the City Surveyor's Office prior to performing any surveying work under this section. The Contractor's Surveyor (PLS) and party Chief shall attend. A construction survey checklist shall be completed and signed by the City Surveyor's Office and the Contractor.

The Contractor shall check and verify all established primary horizontal and vertical control points.

All survey records generated shall be the property of the City & County of Denver and shall be available to the City Surveyor's Office for inspection or reproduction at all times. All survey records shall be transmitted to the City Surveyor's Office for inclusion into the project records before final project acceptance.

Electronic formats may be acceptable; please coordinate with the City Surveyor's Office.

Copies of any new Monument Records filed by the PLS with the State Board of Registration shall be submitted to the City Surveyor prior to filing.

**629.04 Locating Monuments** – This work consists of field locating all survey Monumentation as discussed in 629.01 which is in place within the project limits. A diligent search of construction zones and project limits shall be performed by the PLS.

**629.05 Preserving and Referencing Monuments** – All monuments as described in 629.01 shall be preserved, referenced and reset by a PLS within the project limits.



**REVISION OF SECTION 629  
SURVEY MONUMENTATION**

**629.05 Installing Monuments** – All monuments described in 629.01 shall be preserved throughout construction. If any monuments as described in 629.01 are to be disturbed or removed during construction, it will be the responsibility of the Contractor’s PLS to reset all monuments to current City & County of Denver standards. Appropriate documentation will be required for all reset monuments.

**629.07 Monument Box** – If required, this work shall consist of installing or adjusting monument boxes to current City or CDOT requirements.

**METHOD OF MEASUREMENT**

Survey monuments, monument boxes and adjustment of monument boxes will be measured by the actual number of the various types installed and accepted by the Engineer. Measurement for locating survey monuments, preserving and referencing monuments will not be measured and paid for separately.

**BASIS OF PAYMENT**

**629.09** - The accepted items and quantities will be paid for at the contract unit price per each. Approval of the Engineer is required prior to undertaking any work identified as part of this Section.

Payment will be made under:

<u><b>Pay Item</b></u>	<u><b>Pay Unit</b></u>
Survey Monument	Each

Prior to payment, all survey records and documentation must be submitted and accepted by the City Surveyor’s Office.

The construction survey checklist, equipment calibrations and survey records will not be paid for separately but shall be included in the work. The locating of monuments, and preserving and referencing monuments will not be paid for separately but shall be included in the work.

**REVISION OF SECTION 630  
UNIFORMED TRAFFIC CONTROL**

**Section 630 of the Standard Specifications is hereby revised for this project as follows:**

**Subsection 630.02 shall include the following:**

*Qualifications.* The local agency officer shall have completed “The Safe and Effective Use of Law Enforcement Personnel in Work Zones” Training Course. The Contractor shall provide copies of documentation certifying the officer’s successful completion of this course.

**Subsection 630.09 shall include the following:**

Uniformed Officers - The Contractor shall employ off-duty police officers to provide traffic control and traffic enforcement throughout the project as required by the Project Manager. Authorization must be made by the Project Manager in advance of working arrangements for Uniformed traffic Control. Arrangements for officers shall be made at least 2 weeks in advance by contacting the following police agency:

Denver Police Department (Special Events Unit)

Phone Number: (720) 913-6034

**Subsection 630.14 shall include the following:**

The quantity to be measured for Uniformed Traffic Control will be the total number of hours that Uniformed Traffic Control is actually used as authorized.

**Subsection 630.15 shall include the following:**

The accepted number of hours of Uniformed Traffic Control will be paid for at the contract unit price per hour.

Uniformed Traffic Control (Vehicle) will not be measured separately but shall be included in the price for the uniformed traffic control officer and traffic control vehicle.

Payment will be made under:

<b><u>Pay Item</u></b>	<b><u>Pay Unit</u></b>
Uniformed Traffic Control	Hour

Hours of Uniformed Traffic Control that are not authorized or approved will not be paid for. Scheduling of traffic control will not be measured and paid for separately, but shall be included in the work.

**REVISION OF SECTION 630  
CONSTRUCTION ZONE TRAFFIC CONTROL**

**Section 630 of the Standard Specifications is hereby revised as follows:**

**Subsection 630.01 shall be revised to include the following:**

The Contractor shall submit, in writing, the proposed Method of Handling Traffic (MHT) for review and approval of the Project Engineer. The MHT shall be developed according to this section and the construction plans.

**Subsection 630.02 General shall include the following:**

The flagger's STOP/SLOW sign paddle shall be 18 inches with letters six inches high.

**Subsection 630.05 Traffic Cones shall include the following:**

Steel drum channelizing devices shall not be used for traffic control

**Subsection 630.06 Channelizing Devise (fixed) shall include the following:**

Non-metallic drums or tubular markers may be substituted for vertical panel channelizing devices.

**Subsection 630.10(a), shall include the following:**

When a different MHT is required for a subsequent construction phase, it must be submitted at least two weeks prior to starting that phase. All proposed methods of handling traffic shall be approved, in writing, by the Project Engineer following approval of the Traffic Engineering Services Department.

Approval of the proposed MHT does not relieve the Contractor of liability specifically assigned to him under the contract. The Contractor shall erect and maintain warning lights, signs, barricades, and sufficient safeguards around all excavations, embankments, and obstructions.

The contractor shall notify the Project Engineer by Thursday at 3:00 P.M. which streets they intend to work on the following week. This notification will be made for all phases of construction.

**Subsection 630.10(a)(1) shall be added as follows:**

The key elements of the Contractor's method of handling traffic (MHT) are outlined in subsection 630.10(a).

The components of the Traffic Control Plan (TCP) for this project are included in the following:

- Subsection 104.04 and Section 630 of the Standard Specifications.
- Tabulation of Traffic Engineering Items included in the plans for this project.
- Latest revised Standard Plan S-630-1, Traffic Controls for Highway Construction and Standard Plan S-630-2.

**REVISION OF SECTION 630  
CONSTRUCTION ZONE TRAFFIC CONTROL**

**Special Traffic Control Plan requirements for this project are as follows:**

1. During the construction of this project, traffic shall use the present traveled roadway.
2. Work that interferes with traffic on will only be permitted during the following hours:
  - The Contractor shall perform all the work on the roadway between the hours of 8:30 AM and 3:30 PM or as approved by the Project Engineer. Weekend and nighttime work will be allowed with the prior written approval of the Project Engineer. During this time, only one lane can closed on each approach.
  - Work will not be permitted that directly or indirectly interferes with the flow of traffic between the hours of 5:30 AM and 8:30 AM Monday through Friday; between the hours of 3:30 PM to 6:30 PM Monday through Thursday; and after 2:00 PM on Fridays unless otherwise authorized by the Project Engineer.
  - No work on Holidays
  - Contractor shall not close lanes during special events.
  - Contractor shall coordinate lane closures with adjacent projects.
  - Contractor shall maintain business access during business hours.
  - The Contractor shall coordinate all of the work on the roadway during any special event with the City and County of Denver.
3. The Contractor shall install construction traffic control devices where they do not block or impede other existing traffic control devices or sidewalks for pedestrians, disabled persons or bicyclists. The Contractor is restricted from storing any materials, construction traffic control devices, signs, etc. in any median area or park area.
4. Vertical cuts or fills greater than 1 inch resulting from construction operations adjacent to traffic lanes, or within the clear zone shall be temporarily sloped at a 6:1 or flatter slope, and delineated at 35 foot intervals immediately after removal operations to safeguard the traveling public.
5. Construction equipment used on this project shall meet the same minimum exhaust requirements as those specified by the manufacturer of the equipment.
6. The Contractor and subcontractors shall equip their construction vehicles with flashing amber lights. Equipment to be used at night shall also be equipped with flashing amber lights. Flashing amber lights on vehicles and equipment shall be visible from all directions.
7. The Contractor shall maintain access to all roadways, side streets, walkways, alleyways, driveways, and hike/bike paths at all times unless otherwise directed by the Engineer. Parking areas temporarily disturbed by construction activities shall be restored to a useable condition during non-working hours. Such temporary parking shall utilize an all weather surface. The Contractor shall develop an Access Maintenance Plan in coordination with, and based on the requirements of, the affected property owners and tenants, and submit it to the Engineer for approval prior to commencement of work. This plan shall detail all barricades, ramps, signs, and temporary means of access required by the property owners or tenants. Prior to commencing any work which affects access to a property, the Access Maintenance Plan for that property must be submitted and approved by the Engineer.

**REVISION OF SECTION 630  
CONSTRUCTION ZONE TRAFFIC CONTROL**

8. The Access Maintenance Plan shall be coordinated with all affected owners and tenants. The Access Maintenance Plan shall include documentation of this coordination, including the approval signature of each affected owner or tenant. Should the Contractor be unable to obtain approval and signatures, documentation of the efforts made to obtain said approval and signatures must be submitted. All access shall be maintained on surfaces equal to or better than those existing at the time the access is first disturbed. For short periods of time only as allowed by the Engineer, access may be maintained on an aggregate base course surfaces.
9. The Contractor shall maintain continuous access throughout the project for pedestrians, bicyclists, and disabled persons. When the existing access route is disturbed by construction, a temporary all-weather access shall be provided. All temporary access shall be a minimum of 5 feet wide and meet Americans with Disabilities Act (ADA) requirements. Acceptable all weather surfacing shall be concrete or asphalt surface, or as approved by the Engineer. Delineation of pedestrian access through the work area shall be accomplished using temporary plastic fencing.
10. The costs of maintaining access will not be paid for separately, unless otherwise provided, but shall be included in the work. Utilization of materials to be incorporated into the work may be permitted. However, any degradation or other contamination or destruction shall be corrected at the Contractor's expense prior to acceptance.
11. During non-working hours, the roadways shall be restored to a safe travel condition for the free flow of traffic. Any maintenance required to restore the roadways to this condition, including the pavement patching and grading, shall be done prior to opening the areas to traffic or completing work for the day.
12. Whenever the Contractor removes, obliterates, or overlays any pavement markings, he /she shall replace them on a daily basis prior to opening the affected areas to traffic. All temporary pavement markings shall fully comply with the Standard Specifications and Special Provisions.
13. The Contractor shall not have construction equipment or materials in the lanes open to traffic any time unless directed by the Engineer.
14. All personal vehicle and construction equipment parking is prohibited where it conflicts with safety, access, or the flow of traffic. Landscaped areas, public park areas, and roadway shoulders shall be kept clear of parking and storage of all personal and construction equipment except where approved by the Engineer.
15. The Contractor shall not place tack coat on any surface to be paved where traffic will be forced to travel upon fresh bituminous materials.
16. The Contractor shall be required to make arrangements with the Regional Transportation district (RTD) prior to closing any existing bus stops within the project limits. Temporary stops will be required as directed by the Engineer and as required by RTD. For bus stop/route conflicts Regional Transportation District, RTD / 1560 Broadway, Suite 700, Denver, CO 80202 shall be contacted two business days prior to start of construction.

**REVISION OF SECTION 630  
CONSTRUCTION ZONE TRAFFIC CONTROL**

17. The Contractor shall be required to maintain temporary drives at any existing establishment that has singular access off of the roadways, unless otherwise approved in writing by the property owner.
18. No work that interferes with traffic will be allowed on holidays or any day of a three-day or four-day weekend that includes a holiday. Holidays on which this restriction applies consist of those holidays recognized by the State of Colorado as listed in subsection 101.36
19. All lane closures shall be subject to the approval of the Engineer. Request for each closure shall be made at least 24 hours in advance of the time the lane closure is to be implemented. Lane closures will not be allowed to remain unless being utilized in continuum for the intended purpose for which they were set up.
20. During non-construction periods (evenings, weekends, holidays, etc.) all work shall be adequately protected to insure the safety of vehicular and pedestrian traffic, as detailed, in the Contractor's MHT. Excavations or holes shall be filled in or fenced when unattended.
21. The Contractor shall clean the roadway of all construction debris before opening it to traffic.
22. Two-way traffic shall be maintained on all two-way streets, via flagging if necessary for closures of less than one day unless authorized by the Project Engineer and the Transportation Department. One lane, one-way traffic shall be maintained at all times on one-way streets outside of the Central Business District and two lanes, one-way traffic shall be maintained at all times within the Central Business District.
23. All flagging stations used at night shall be illuminated with floodlights. Street, highway lights and "high mast lighting" may be used for flagging station illumination when approved by the Engineer. Floodlights shall be located and directed so as not to interfere with the sight of any motorists, and the cost to be included in the work.
24. Prior to removal and resetting of any sign the Contractor and Engineer shall prepare an inventory. Any signs damaged due to the Contractor's operations shall be replaced in kind or repaired by the Contractor at no additional cost to the project.
25. Unless noted otherwise, all costs incidental to the foregoing requirements shall be included in the original contract prices for the project, including any additional traffic control items required for haul routes into the project.

**Subsection 630.10 (10) shall be added as follows:**

Number of hours for uniformed traffic control shall be tabulated for submittal.

**Subsection 630.10 (11) shall be added as follows:**

Contractor shall obtain all required access and construction permits from the City & County of Denver prior to initiating work along City right of way.

All lane closures require an arrow board to be installed.



**REVISION OF SECTION 630  
CONSTRUCTION ZONE TRAFFIC CONTROL**

All streets that will be reduced in the number of travel lanes should have variable message boards installed for a minimum of 3 days after the striping change to inform drivers of the lane reduction.

**Subsection 630.15 is hereby deleted and replaced with the following:**

The Contractor shall furnish all other personnel – including flaggers, traffic control inspector, and traffic control supervisor - and other materials necessary to perform the Construction Zone Traffic Control as required and these quantities will not be measured but will be included in the cost of Traffic Control Management.

Temporary pavement markings for traffic control will not be measured and paid for separately, but shall be included in the work.

**Subsection 630.16 is hereby deleted and replaced with the following:**

All costs incidental to maintenance of access will not be paid for separately, but shall be included in the work.

All costs incidental to the foregoing requirements shall be included in the original contract prices for the project.

Payment will be made under:

<b><u>Pay Item</u></b>	<b><u>Pay Unit</u></b>
Traffic Control Management	Day
Construction Traffic Sign (Panel Size A)	Each
Construction Traffic Sign (Panel Size B)	Each
Advance Warning Flashing or Sequence Arrow Panel	Each
Portable Message Sign Panel	Each
Drum Channelizing Device	Each
Drum Channelizing Device (With Light)(Flashing)	Each
Traffic Cone	Each
Impact Attenuator (Truck Mounted)	Day

All costs incidental to maintenance of access will not be paid for separately, unless otherwise provided, but shall be included in the work.

All costs incidental to the foregoing requirements shall be included in the original Contract prices for the project.

**REVISION OF SECTION 705  
JOINT, WATERPROOFING AND BEARING MATERIALS**

**Section 705 of the Standard specifications is hereby revised for this project as follows:**

**Subsection 705.01(a) shall be revised to include the following:**

Sealant shall be heated only for the time limit recommended by the manufacturer. Also, the sealant shall not be reheated more times than recommended by the manufacturer.

**Subsection 705.01 shall be revised to include the following:**

(c) Hot Joint Sealants, Concrete Pavement. Hot-poured joint sealer material for concrete slab joints shall conform to the requirements of ASTM D 1190 or ASTM D 3405 and to the following:

Mortar blocks for the bond test shall be as described in ASTM D 1191 Coal tar base material is not acceptable.

The shipping containers shall be marked by the manufacturer with the name of the material, the name and brand of the manufacturer, the weight, the batch number and the safe heating temperature.

The materials shall be stored in accordance with manufacturer's recommendations, but they shall not be exposed to ambient temperatures in excess of 125 degrees F, or stored in direct sunlight.

The sealer material shall be melted in a heating kettle, or tank, constructed as a double boiler, with a space between the inner and outer shells filled with oil, asphalt, or other material for heat transfer and for positive temperature control.

The heating and melting unit shall be equipped so that the heat may be adjusted to provide control of the temperature of the heating medium used for melting the sealer material. The sealer material shall not be subjected to temperatures in excess of 450 degrees F at any stage or time during the melting operation.

**REVISION OF SECTION 713  
TRAFFIC CONTROL MATERIALS**

**Delete Subsection 713.14** Preformed Thermoplastic Material and replace with the following:

(a) *General.* Preformed thermoplastic markings shall be composed of aggregates, pigments, binders and Glass beads, and shall conform to AASHTO designation M 249 with the exception of the relevant differences due to the fact that the material is supplied in a preformed state. The material shall be either alkyd or hydrocarbon based. Only preformed thermoplastic pavement markings material listed on the Departments approved products list may be used.

(b) *Physical Requirements.*

1) Graded Glass Beads. The material shall contain a minimum of 30 percent graded glass beads by weight. The beads shall be clear and transparent. Twenty percent or less shall consist of irregular, fused spheroids, or silica. The refractive index shall be at least 1.50.

2) Pigments. White – Sufficient titanium dioxide pigment shall be used to insure a color similar to Federal Highway White, Color Number 17886, conforming to Federal Standard 595.

Yellow – Sufficient yellow pigment shall be used to insure a color similar to Federal Highway Yellow, Color Number 13655, conforming to Federal Standard 595. The yellow pigment shall be organic and contain no lead chromate.

Green - The color of the pavement marking material shall be accordance with FHWA Memorandum dated April 15, 2011: Interim Approval for Optional Use of Green Colored Pavement for Bike Lanes (IA-14). 3.1.1. Daytime chromaticity coordinates for the color used for green colored pavement shall be as follows:

3)

1		2		3		4	
X	y	X	y	x	y	x	y
0.230	0.754	0.266	0.500	0.367	0.500	0.444	0.555

Nighttime chromaticity coordinates for the color used for green colored pavement shall be as follows:

1		2		3		4	
X	y	X	y	x	y	x	y
0.230	0.754	0.336	0.540	0.450	0.500	0.479	0.520

4) Skid Resistance. The surface of the preformed thermoplastic markings shall provide a minimum resistance value of 45 BPN when tested according to ASTM E 303.

5) Thickness. The material shall be supplied at a minimum thickness of 90 mils.

6) Environmental Resistance. The preformed thermoplastic material shall be resistant to deterioration due to exposure to sunlight, water, oil, gasoline, salt and adverse weather conditions.

7) Application. The top surface material must have regularly-spaced indents which provide a visual cue during application that the material has reached a molten state indicating

satisfactory adhesion and proper bead embedment has been achieved. Installation must be a no preheated of surface material.

8) Concrete surface adhesive. When Preformed Thermoplastic material is installed on concrete surfaces the materials manufacturer recommended sealer for concrete application shall be used by the installer to ensure the best application on concrete surfaces.

## ALLOWANCE ITEMS

### DESCRIPTION

This Special Provision contains the City and County of Denver's estimate for Allowance Items included in the Contract. The estimated amounts will be added to the total bid to determine the amount of the performance and payment bonds.

### BASIS OF PAYMENT

Payment will be made in accordance with Subsection 109.04. Payment will constitute full compensation for all work necessary to complete the item.

<u>Item No.</u>	<u>Allowance Item</u>	<u>Quantity</u>	<u>Estimated Amount</u>
A/W 01	Construction Surveying	1	\$200,000.00
A/W 02	Mobilization	1	\$37,500.00

Allowance descriptions:

**A/W 01:** Task order construction surveying will not be measured but will be paid as a fixed percentage of the construction bid items on each task order. Each task orders' construction surveying charges are paid as a Lump Sum allowed and shall be in accordance with the following procedure:

$$\text{Construction Surveying charge} = \$175 + (\% \text{ as set by this Section}) \times (\text{Task Order's Total Amount})$$

The construction surveying percentages as set forth by this Section are as follows:

- Task orders' total amount less than \$5,000.00 are set at 1.5%
- Task orders' total amount between \$5,000.00 and \$75,000.00 are set at 1.25%
- Task orders' total amount greater than \$75,000.00 are set at 1.0%

Each work orders' total construction surveying payments shall not exceed the construction surveying charges allowed from this Section, regardless of the fact that the Contractor may have to or need to, for any reason, re-stake the work on the project.

For the purpose of this Section the term "task order's total amount" in A/W 01 as used above shall mean the amount for the construction items in the Task Order not including the amount for construction surveying, mobilization and traffic control.

**A/W 02:** Task order mobilization will not be measured but will be paid for as a fixed percentage of the construction bid items on each task orders. Each task order mobilization charges are paid as a Lump Sum allowed and shall be in accordance with following procedure:

$$\text{Mobilization charge} = \$350 + (\% \text{ as set by this Section}) \times (\text{Task Order's Total Amount})$$

The mobilization percentages set forth by this Section are as follows:

- Task orders less than \$5,000.00 are set at 3.0%
- Task orders between \$5,000.00 and \$75,000.00 are set at 2.5%
- Task orders greater than \$75,000.00 are set at 2.0%

## **ALLOWANCE ITEMS**

Each work orders' total mobilization payments shall not exceed the total mobilization charges allowed from this Section. No extra payments will be made for, regardless of the fact that the Contractor may have for any reason, shutting down the work on the project or moved equipment away from the project and then back again.

For the purpose of this Section the term "task order's total amount" in A/W 02 as used above shall mean the amount for the construction items in the Task Order not including the amount for mobilization and traffic control.

Two payments will be made for the mobilization pay item. 50% of the total mobilization on each task order will be paid at the completion of mobilization for each task order. The remaining 50% of the mobilization amount on each task order will be paid at the completion of the task order when the equipment has been demobilized.



**DENVER (ONLY) NOISE ORDINANCE – PERMIT  
VARIANCE APPLICATION TEMPLATE**

Date

Subject: **Request for Variance to Noise Ordinance**

[location where work is to be performed]

Dear Ms. VanDerLoop,

- Name of company/organization seeking the variance
- What is being proposed, where it will occur, expected duration of project
- Brief history regarding proposed project
- Description of the community in the vicinity of the proposed project area

**6 (a) Type and Timing of Claim:**

- Specific description of proposed project (figures are helpful)
- Why does work need to be conducted at night? (CDOT can provide details to contractor)
- Are there limiting factors preventing this work from being conducted during the day? (CDOT can provide details to contractor)
- Requested variance duration; start and end dates
- Proposed work hours
- Types/categories of equipment being used for the project (if known, a detailed list should be provided as an appendix)
- Is this variance request contingent on other regulatory approvals/permits? (construction, demo, remediation)

**6 (b) Date of Payment:**

- [The Company's] date of payment is the date shown of this letter/request.

**6 (c) Objections to Manager's Determinations:**

- Specific items applicant may be in disagreement with concerning Department's recommendations or requirements

**6 (d) (1) Hardship if Variance is Not Granted:**

- Public safety concerns (CDOT can provide details to contractor)
- Logistical concerns
- Time constraints with a detailed explanation as to why they are necessary
- Cost considerations (specifics desirable)
- Document and evaluate possible alternatives

**6 (d) (2) No Adverse Affects to Public Health:**

- List expected noise levels to be generated (1) at the site where work is being performed, and (2) at the nearest sensitive receptor (CDOT can provide details to contractor from Roadway Construction Noise Model)
- Detail existing ambient sound levels (L90, Leq, Lmax) for the same areas (at least 1 night of pre-work monitoring; 9 p.m. to 7 a.m.; two nights (one weekday, one weekend) if work will occur on weekdays and weekends)
- How do the proposed levels compare with existing EPA or other guidance? (CDOT can

**DENVER (ONLY) NOISE ORDINANCE – PERMIT  
VARIANCE APPLICATION TEMPLATE**

- provide details to contractor)
- Are there adverse health effects other than noise to be concerned with as a result of the proposed work? (CDOT can provide details to contractor)

**6(d) (3) Maintain Harmony with the Spirit and Purpose of the Ordinance:**

(CDOT can provide details to contractor for sec 6(d) (3))

- Is the scope of work considerate of present and future community concerns?
- How does the scope of work seek to minimize impacts to the community?
- Have noise mitigation techniques been included and/or considered?
- Has a noise monitoring plan been considered or proposed?
- How will community outreach be conducted prior to the start of work?
- Has a community response plan been developed to deal with any future complaints?  
(contact name and number of on-site representative)

**6 (e) Project Location and Haul Routes:**

- Figures are preferable (CDOT can provide details to contractor)

**6 (f) Petitioner Information**

[Company Name and Address]

[Contact Person/Project Manager info]

**6 (g) Petitioner's Signature**

Sincerely,

[Name and Title]

Note: In addition to this template, CDOT can provide an example of a previously written (City and County of Denver) variance application at the contractor's request.

The following field work summary of requirements will be the sole responsibility of the contractor for maintaining compliance with the Denver (only) Permit Variance agreements once granted by the Department of Environmental Health.

- 1) **Construction Activity Allowable Noise Levels:** Unless the accommodations described in below are provided, construction noise levels shall not exceed:
  - a. an hourly Leq of 75 dBA, or 5 dBA greater than an ambient hourly Leq measuring more than 75 dBA, or
  - b. an Lmax of 86 dBA during the hours of 9:00 p.m. to 7:00 a.m. (Nighttime Hours)

**DENVER (ONLY) NOISE ORDINANCE – PERMIT  
VARIANCE APPLICATION TEMPLATE**

- 2) **Hotel accommodations within eligibility zones:** (Contractor) shall make hotel accommodations available for persons residing within eligibility zones where Nighttime construction noise levels exceed allowable noise levels. The eligibility zone shall be determined by a sound study conducted by the (contractor) and approved by DEH prior to a seven-day notification period. During nighttime construction, (contractor) shall conduct noise monitoring to verify the sound study results and shall expand and may restrict the eligibility zone to the areas where the actual noise levels exceed an hourly Leq of 75 dB(A) or an Lmax of 86 dB(A). (Contractor) shall consider any special circumstances brought to their attention regarding individuals in the eligibility zone who cannot utilize hotel vouchers and who may be at risk during this period of time, e.g., residents of 24-hour health care facilities. (Contractor) shall make their best effort to accommodate the needs of such individuals during Construction Activity.
- 3) **Notifications:** Not less than seven days prior to commencement of construction during Nighttime Hours, (contractor) shall notify individual households located within a 1000 foot radius of the construction, as well as representatives of each affected Registered Neighborhood Organizations. Notice shall be in writing or by direct personal contact from (contractor) representative, and shall include the expected start time, expected duration, character of work activity planned, names and telephone numbers of available contact persons (for additional information or questions), contact numbers for complaints, and any other relevant parameters or programs. Households within the eligibility zone shall receive notice regarding their eligibility for hotel vouchers at the same time or earlier.
- 4) **Mitigation Requirements/Activity Restraints:** When construction is conducted during Nighttime Hours and such activity emits noise levels that exceed ambient noise levels at residential properties, (contractor) shall utilize best reasonable management practices to mitigate construction noise impacts to the adjacent property owners. Best reasonable management practices include the following:
  - a. Using reasonable best efforts to complete the construction as quickly as possible.
  - b. Minimizing nighttime construction duration near residential areas whenever possible.
  - c. Re-routing of truck traffic away from residential streets when possible.
  - d. Conducting truck loading, unloading and hauling operations so that noise levels are kept to a minimum
  - e. Configuring equipment on the site to minimize back-up alarm noise, where practical and feasible (for example, by using circular movement of trucks).
  - f. Shielding jackhammers, saws, and pavement breakers through use of an existing sound barrier wall or temporary barrier where practicable
  - g. Maintaining all equipment to meet manufacturer's specifications.
  - h. Informing employees, contractors and subcontractors performing construction of the general requirements of this variance and exercising best efforts to ensure that such employees, contractors and subcontractors follow best management practices in mitigating construction noise.

**DENVER (ONLY) NOISE ORDINANCE – PERMIT  
VARIANCE APPLICATION TEMPLATE**

- 5) **Monitoring:** (Contractor) shall perform monitoring sufficient to demonstrate compliance with the requirements of the noise variance and to demonstrate to the community the noise levels that are present.
- a. Noise measurements shall be collected using ANSI guidelines for community noise monitoring
    - i. Manufacturer’s specifications for appropriate meter use shall be followed.
    - ii. All noise measurements shall be made using the A-weighted scale (dB(A)) and a slow response. Fast response measurements may be used to measure impact noise levels.
    - iii. Noise measurements shall be made at the nearest residential property line, unless physically impractical.
  - b. All nighttime construction activity shall be initially monitored. Monitoring shall include spot measurements, as appropriate and hourly Leq. Monitoring shall be required for the following activity groups, but not be limited to:
    - i. Joint Repair
    - ii. Milling Operations
    - iii. Rubble load-out
    - iv. Paving operations
  - c. Monitoring shall meet the following requirements:
    - i. Each construction activity shall be monitored a minimum of two days for Lmax and hourly Leq levels to establish an activity baseline for each activity when initially undertaken, and to establish the expected worst case situation (outside lane).
    - ii. Noise monitoring shall be provided in response to all noise complaints.
    - iii. All noise monitoring data and documentation shall be provided to DEH at least weekly when applicable, and such data shall be available to the public from DEH. DEH and their designated representatives may inspect collected data more frequently.
  - d. The following documentation, in a manner and form mutually agreed upon by CDOT, (contractor) and DEH, shall be provided for noise monitoring that is conducted:
    - i. Manufacturer names, model numbers, and serial numbers of each SLM and acoustical calibrator used.
    - ii. Software manufacturer, program and version.
    - iii. Dates of annual certified calibration of SLM, microphone and acoustical calibrator.
    - iv. Pre- and post- monitoring calibration data for the Sound Level Meter.
    - v. Date and specific location (address if appropriate) of monitoring.
    - vi. Start time and end time of monitoring
    - vii. Ambient weather conditions including temperature, relative humidity, wind speed and cloud cover.
    - viii. Signature of technician collecting the data
    - ix. List of each hourly Leq for the monitoring period, with associated Lmax levels.

**DENVER (ONLY) NOISE ORDINANCE – PERMIT  
VARIANCE APPLICATION TEMPLATE**

- x. All measurements associated with any unusual noise events that occurred, cause of such event if known, correction of such event (if any), and adjusted and unadjusted measurements.
- 6) **Complaint Notification and Response:** (Contractor) shall ensure that methods are available to receive, address, and respond to concerns raised by people in the community, through:
- a. Assuring that a field representative is available to respond to complaints regarding construction noise levels and provide monitoring. The field representative shall be empowered to shut down construction activity, authorize correction or remediation of sources of excess noise, and authorize resumption of construction activity as necessary to maintain compliance with allowable noise levels.
  - b. Providing telephone access to a field representative during hours of project activities to receive complaints or comments from the public for the duration of the project. All complaints immediately shall be recorded, investigated and addressed as appropriate by the field representative and reported to DEH in a manner mutually agreed by DEH, CDOT and (contractor). A response, in a reasonable form requested by the caller, summarizing the investigation and any corrective actions taken by CDOT and (contractor) shall be provided to the caller. Written copies of complaints received and responses by (contractor) shall be provided weekly to DEH and CDOT.

All application requirements and chapter 36 ordinance requirements regarding night time construction noise activities must be coordinated by the contractor with the City/County Denver. The contractor is fully responsible for the timely submittal of the variance application and fulfilling the requirements set forth by the City/County of Denver to allow construction activities during p.m. hours under the granted variance.

**REVISION OF SECTION 208  
AGGREGATE BAG**

**Section 208 of the Standard Specifications is hereby revised for this project as follows:**

**In subsection 208.02 delete (l) and replace with the following:**

- (1) Aggregate Bag. Aggregate bags shall consist of crushed stone or recycled rubber filled fabric with the following properties:

<b>Diameter (inches)</b>	<b>Weight (minimum) (pounds per foot)</b>
6-8	6
10	10
12	15

Rubber used in bags shall be clean, 95 percent free of metal and particulates.

Crushed stone contained in the aggregate bags shall conform to subsection 703.09, Table 703-7 for Class C.

The aggregate bag shall consist of a woven geotextile fabric with the following properties:

<b>Property</b>	<b>Requirement</b>	<b>Test Method</b>
Grab Tensile Strength	90 lbs. min.	ASTM D 4632
Trapezoid Tear Strength	25 lbs. min.	ASTM D 4533
Mullen Burst	300 psi	ASTM D 3786
Ultraviolet Resistance	70%	ASTM D 4355



**REVISION OF SECTION 401  
Temperature Segregation**

**Section 401 of the Standard Specifications is hereby revised for this project as follows:**

**In subsection 401.16 delete the twelfth (last) paragraph and replace it with the following:**

The Engineer may evaluate the HMA for low density due to temperature segregation any time industry best practices, as detailed on Form 1346, are not being followed or the Engineer suspects temperature segregation is occurring. The Engineer will first meet with the Contractor to discuss the paving practices that are triggering the temperature investigation. Areas across the mat, excluding the outside 1 foot of both edges of the mat, that are more than 25 °F cooler than other material across the width may be marked for density testing. Material for temperature comparison will be evaluated in 3-foot intervals behind the paver across the width of the mat. The material shall be marked and tested in accordance with CP 58. If four or more areas within a lot of 500 tons have densities of less than 93 percent of the material's maximum specific gravity for SMA mixes or less than 92 percent of the material's maximum specific gravity for all other HMA mixes, a 5 percent price disincentive will be applied to the 500 ton lot. The 500 ton count begins when the Engineer starts looking for cold areas, not when the first cold area is detected. This price disincentive will be in addition to those described in Sections 105 and 106. Only one area per delivered truck will be counted toward the number of low density areas. Temperature segregation checks will be performed only in areas where continuous paving is possible.

**REVISION OF SECTION 601  
CONCRETE BATCHING**

**Section 601 of the Standard Specifications is hereby revised for this project as follows:**

**In subsection 601.06, delete (13) and (17) and replace with the following:**

(13) Gallons of water added by truck operator, the time the water was added and the quantity of concrete in the truck each time water is added.

(17) Water to cementitious material ratio.

**REVISION OF SECTIONS 601  
CONCRETE FINISHING**

**Section 601 of the Standard Specifications are hereby revised for this project as follows:**

**In subsection 601.12 (a) delete the fifth paragraph and replace it with the following:**

Water shall not be added to the surface of the concrete to assist in finishing operations.

Hand finishing should be minimized wherever possible. The hand finishing methods shall be addressed in the Quality Control Plan for concrete finishing. Hand finished concrete shall be struck off and screeded with a portable screed that is at least 2 feet longer than the maximum width of the surface to be struck off. It shall be sufficiently rigid to retain its shape. Concrete shall be thoroughly consolidated by hand vibrators. Hand finishing shall not be allowed after concrete has been in-place for more than 30 minutes or when initial set has begun. Finishing tools made of aluminum shall not be used.

The Contractor shall provide a Quality Control Plan (QCP) to ensure that proper hand finishing is accomplished in accordance with current Industry standards. It shall identify the Contractor's method for ensuring that the provisions of the QCP are met. The QCP shall be submitted to the Engineer at the Preconstruction Conference. Concrete placement shall not begin until the Engineer has approved the QCP. The QCP shall identify and address issues affecting the quality finished concrete including but not limited to:

- (1) Timing of hand finishing operations
- (2) Methodology to place and transport concrete
- (3) Equipment and tools to be utilized
- (4) Qualifications and training of finishers and supervisors

When the Engineer determines that any element of the approved QCP is not being implemented or that hand finished concrete is unacceptable, work shall be suspended. The Contractor shall supply a written plan to address improperly placed material and how to remedy future hand finishing failures and bring the work into compliance with the QCP. The Engineer will review the plan for acceptability prior to authorizing the resumption of operations.

**In subsection 601.14(a) delete the fourth paragraph.**

**REVISION OF SECTION 601  
CONCRETE FORM AND FALSEWORK REMOVAL**

**Section 601 of the Standard Specifications is hereby revised for this project as follows:**

**In subsection 601.09, delete (h) and replace with the following:**

(h) Removal of Forms. The forms for any portion of the structure shall not be removed until the concrete is strong enough to withstand damage when the forms are removed.

Unless specified in the plans, forms shall remain in place for members that resist dead load bending until concrete has reached a compressive strength of at least 80 percent of the required 28 day strength, 0.80f'c. Forms for columns shall remain in place until concrete has reached a compressive strength of at least 1,000 psi. Forms for sides of beams, walls or other members that do not resist dead load bending shall remain in place until concrete has reached a compressive strength of at least 500 psi.

Forms and supports for cast-in-place concrete box culverts (CBCs) shall not be removed until the concrete compressive strength exceeds 0.6 fc' for CBCs with spans up to and including 12 feet, and 0.67 fc' for CBCs with spans exceeding 12 feet but not larger than 20 feet. Forms for CBCs with spans larger than 20 feet shall not be removed until after all concrete has been placed in all spans and has attained a compressive strength of at least 0.80f'c.

Concrete compressive strength shall be determined using information concrete cylinders or by maturity meters. At the pre-pour conference, the Contractor shall submit the method of determining the structure's strength and the location where information cylinders will be taken or maturity meters placed.

If information cylinders are used they shall be cast by the Contractor and cured in the same manner as the structure. A set of information cylinders shall be taken for each concrete placement on the structure. A set of information cylinders shall be taken for any load of concrete that is being placed at the mid-span of beams and at support locations and other locations as directed by the Engineer. Casting of the information cylinders will be witnessed by the Engineer. The information cylinders shall remain in the molds and cured in the same manner as the structure until they are tested in the laboratory by the Engineer. Compressive strength shall be determined using the compressive strength of at least two information cylinders. The contractor shall be responsible for protecting the information cylinders from damage.

Prior to placement of concrete whose strength will be determined with maturity meters, the Contractor shall provide the Engineer a report of maturity relationships in accordance with CP 69. The Contractor shall provide maturity meters and all necessary wires and connectors. The Contractor shall be responsible for the placement and maintenance of the maturity meter and wire. . At a minimum a maturity meter will be placed at the mid-span of beams and at support locations. Placement shall be as directed by the Engineer.

For structures with multiple sets of information cylinders or maturity meters, the lowest compressive strength shall determine when the forms can be removed.

Acceptance cylinders shall not be used for determining compressive strength to remove forms.

**REVISION OF SECTION 601  
CONCRETE FORM AND FALSEWORK REMOVAL**

When field operations are controlled by information cylinder tests or maturity meter, the removal of forms, supports and housing, and the discontinuance of heating and curing may begin when the concrete is found to have the required compressive strength.

Forms for median barrier, railing or curbs, may be removed at the convenience of the Contractor after the concrete has hardened.

All forms shall be removed except permanent steel bridge deck forms and forms used to support hollow abutments or hollow piers when no permanent access is available into the cells. When permanent access is provided into box girders, all interior forms and loose material shall be removed, and the inside of box girders shall be cleaned.

**In subsection 601.11, delete (e) and replace with the following:**

(e) Falsework Removal. Unless specified in the plans or specifications, falsework shall remain in place until concrete has attained a minimum compressive strength of 0.80f'c.

Falsework supporting any span of a simple span bridge shall not be released until after all concrete, excluding concrete above the bridge deck, has attained a compressive strength of at least 0.80f'c.

Falsework supporting any span of a continuous or rigid frame bridge shall not be released until after all concrete, excluding concrete above the bridge deck, has been placed in all spans and has attained the compressive strength of at least 0.80f'c.

Falsework for arch bridges shall be removed uniformly and gradually, beginning at the crown, to permit the arch to take its load slowly and evenly.

Falsework supporting overhangs and deck slabs between girders shall not be released until the deck concrete has attained a compressive strength of at least 0.80f'c.

Falsework for pier caps which will support steel or precast concrete girders shall not be released until the concrete has attained a compressive strength of at least 0.80f'c. Girders shall not be erected onto such pier caps until the concrete in the cap has attained the compressive strength of at least 0.80f'c.

Falsework for cast-in-place prestressed portions of structures shall not be released until after the pre-stressing steel has been tensioned.

Concrete compressive strength shall be determined using information concrete cylinders or by maturity meters. At the pre-pour conference, the Contractor shall submit the method of determining the structure's strength and the location that information cylinders will be taken or maturity meters placed.

If information cylinders are used they shall be cast by the Contractor and cured in the same manner as the structure. A set of information cylinders shall be taken for each concrete placement on the structure. A set of information cylinders shall be taken for any load of concrete that is being placed at the mid-span of beams and at support locations and other locations as directed by the Engineer. Casting of the information cylinders will be witnessed by the Engineer.

**REVISION OF SECTION 601  
CONCRETE FORM AND FALSEWORK REMOVAL**

The information cylinders shall remain in the molds and cured in the same manner as the structure until they are tested in the laboratory by the Engineer. Compressive strength shall be determined using the compressive strength of at least two information cylinders. The Contractor shall be responsible for protecting the information cylinders from damage.

Prior to placement of concrete whose strength will be determined with maturity meters, the Contractor shall provide the Engineer a report of maturity relationships in accordance with CP 69. The Contractor shall provide maturity meters and all necessary wires and connectors. The Contractor shall be responsible for the placement and maintenance of the maturity meters and wires. At a minimum a maturity meter will be placed at the mid-span of beams and at support locations. Placement shall be as directed by the Engineer.

For structures with multiple sets of information cylinders or maturity meters, the lowest compressive strength shall determine when the falsework can be removed.

Acceptance cylinders shall not be used for determining compressive strength to remove falsework.



**REVISION OF SECTION 601  
CONCRETE SLUMP ACCEPTANCE**

**Section 601 of the Standard Specifications is hereby revised for this project as follows:**

**Delete the fifth paragraph of Subsection 601.05 and replace with the following:**

Except for Class BZ concrete, the slump of the delivered concrete shall be the slump of the approved concrete mix design plus or minus 2.0 inch. The laboratory trial mix must produce an average compressive strength at least 115 percent of the required field compressive strength specified in Table 601-1. When entrained air is specified in the Contract for Class BZ concrete, an air entraining admixture may be added to an approved Class BZ mix design. A new trial mix will not be required.

**Delete Subsection 601.17 (b), 601.17 (d) and Table 601-3 and replace with the following:**

(b) Slump. Slump acceptance, but not rejection, may be visually determined by the Engineer. Any batch that exceeds the slump of the approved concrete mix design by 2.0 inches will be retested. If the slump is exceeded a second time, that load is rejected. If the slump is greater than 2 inches lower than the approved concrete mix design, the load can be adjusted with a water reducer, or by adding water (if the w/cm allows) and retested.

Portions of loads incorporated into structures prior to determining test results which indicate rejection as the correct course of action shall be subject to reduced payment or removal as determined by the Engineer.

(d) Pay Factors. The pay factor for concrete which is allowed to remain in place at a reduced price shall be according to Table 601-3 and shall be applied to the unit price bid for Item 601, Structural Concrete.

If deviations occur in air content and strength within the same batch, the pay factor for the batch shall be the product of the individual pay factors.

Table 601-3  
PAY FACTORS

Percent Total Air		Strength		
Deviations From Specified Air (Percent)	Pay Factor (Percent)	Below Specified Strength (psi) [ < 4500 psi Concrete]	Pay Factor (Percent)	Below Specified Strength (psi) [ ≥ 4500 psi Concrete]
0.0-0.2	98	1-100	98	1-100
0.3-0.4	96	101-200	96	101-200
0.5-0.6	92	201-300	92	201-300
0.7-0.8	84	301-400	84	301-400
0.9-1.0	75	401-500	75	401-500
Over 1.0	Reject	Over 500	Reject	
			65	501-600
			54	601-700
			42	701-800
			29	801-900
			15	901-1000
			Reject	Over 1000

**REVISION OF SECTION 630  
RETROREFLECTIVE SIGN SHEETING**

Section 630 of the Standard Specifications is hereby revised for this project as follows:

In subsection 630.02, delete the sixth and seventh paragraphs, including Table 630-1, and replace them with the following:

Retro reflective sheeting for all signs requiring an orange background shall be Type VI or Type Fluorescent.

Retro reflective sheeting for all signs requiring a yellow background shall be Type Fluorescent.

Table 630-1  
Retroreflective Sheeting Types

Sheeting Application	Type IV Work Zone	Type VI (Roll-up sign material) Work Zone	Type Fluorescent <sup>1</sup> Work Zone
All Orange Construction Signs			X
Orange Construction Signs that are used only during daytime hours for short term or mobile operations		X <sup>4</sup>	X
Barricades (Temporary)	X		X
Vertical Panels	X		X
Flaggers Stop/Slow Paddle	X		X
Drums <sup>2</sup>	X		X
Non-orange Fixed Support signs with prefix "W"	X		
Special Warning Signs			X
STOP sign (R1-1) YIELD sign (R1-2) WRONG WAY sign (R5-1a) DO NOT ENTER sign (R5-1) EXIT sign (E5-1a)	X		
DETOUR sign (M4-9) or (M4-10)			X
All other fixed support signs <sup>3</sup>	X		X
All other signs used only during working hours	X		X
All other signs that are used only during daytime hours for short term or mobile operations	X	X <sup>5</sup>	X

1 Fluorescent Sheeting shall be of a brand that is on the CDOT Approved Products List.  
 2 Drum Sheeting shall be manufactured for flexible devices.  
 3 Fixed support signs are defined as all signs that must remain in use outside of working hours. They shall be mounted in accordance with Standard Plan S-630-1.  
 4 RS 24 only.  
 5 White only.

**REVISION OF SECTION 703  
CONCRETE AGGREGATES**

**Section 703 of the Standard Specifications is hereby revised for this project as follows:**

**Delete the second paragraph of subsection 703.00 and Table 703-1.**

**Delete subsections 703.01 and 703.02 and replace with the following:**

703.01 Fine Aggregate for Concrete. Fine aggregate for concrete shall conform to the requirements of AASHTO M 6, Class A. The minimum sand equivalent, as tested in accordance with Colorado Procedure 37 shall be 80 unless otherwise specified. The fineness modulus, as determined by AASHTO T 27, shall not be less than 2.50 or greater than 3.50 unless otherwise approved.

703.02 Coarse Aggregate for Concrete. Coarse aggregate for concrete shall conform to the requirements of AASHTO M 80, Class A aggregates, except that the percentage of wear shall not exceed 45 when tested in accordance with AASHTO T 96.

February 3, 2011

**REVISION OF SECTION 712  
WATER FOR MIXING OR CURING CONCRETE**

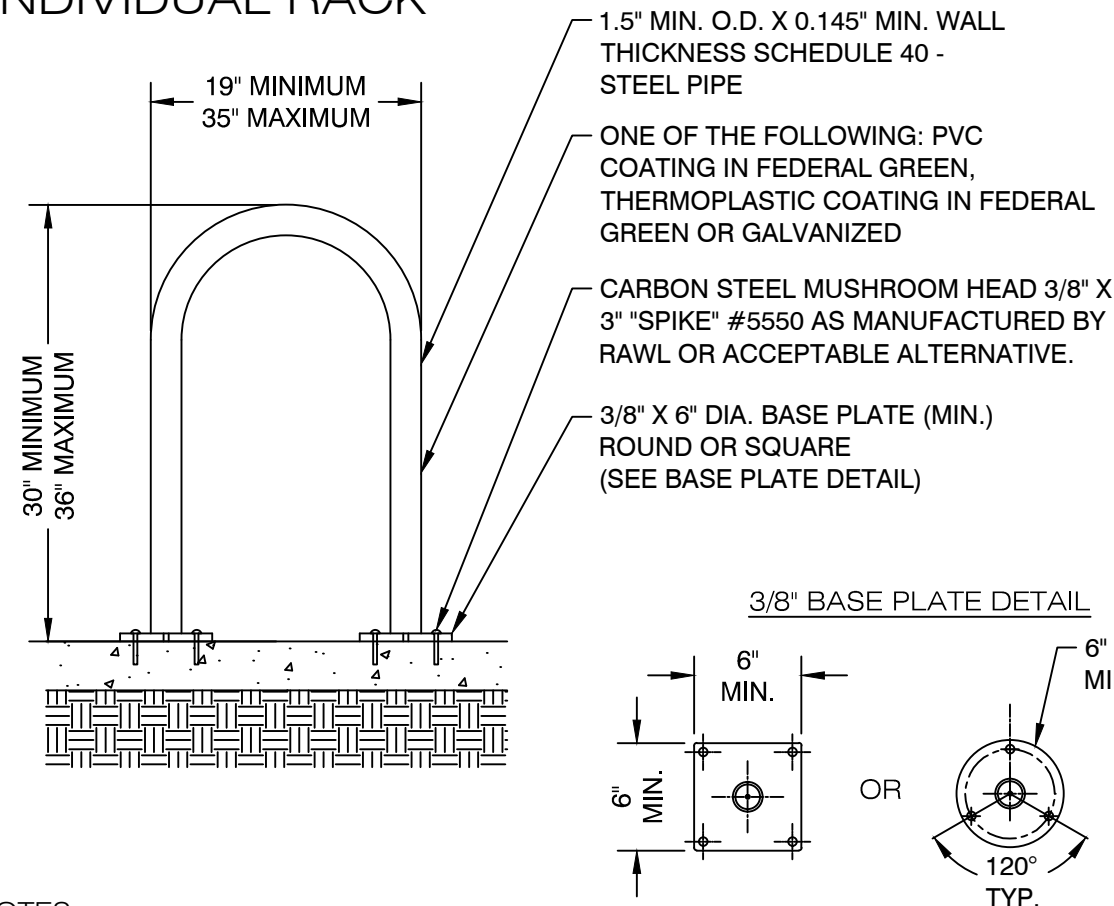
**Section 712 of the Standard Specifications is hereby revised for this project as follows:**

**Delete subsection 712.01 and replace it with the following:**

712.01 Water. Water used in mixing or curing concrete shall be reasonably clean and free of oil, salt, acid, alkali, sugar, vegetation, or other substance injurious to the finished product. Concrete mixing water shall meet the requirements of ASTM C1602. The Contractor shall perform and submit tests to the Engineer at the frequencies listed in ASTM C1602. Potable water may be used without testing. Where the source of water is relatively shallow, the intake shall be so enclosed as to exclude silt, mud, grass, and other foreign materials.

# **Attachment A**

# INDIVIDUAL RACK



**NOTES:**

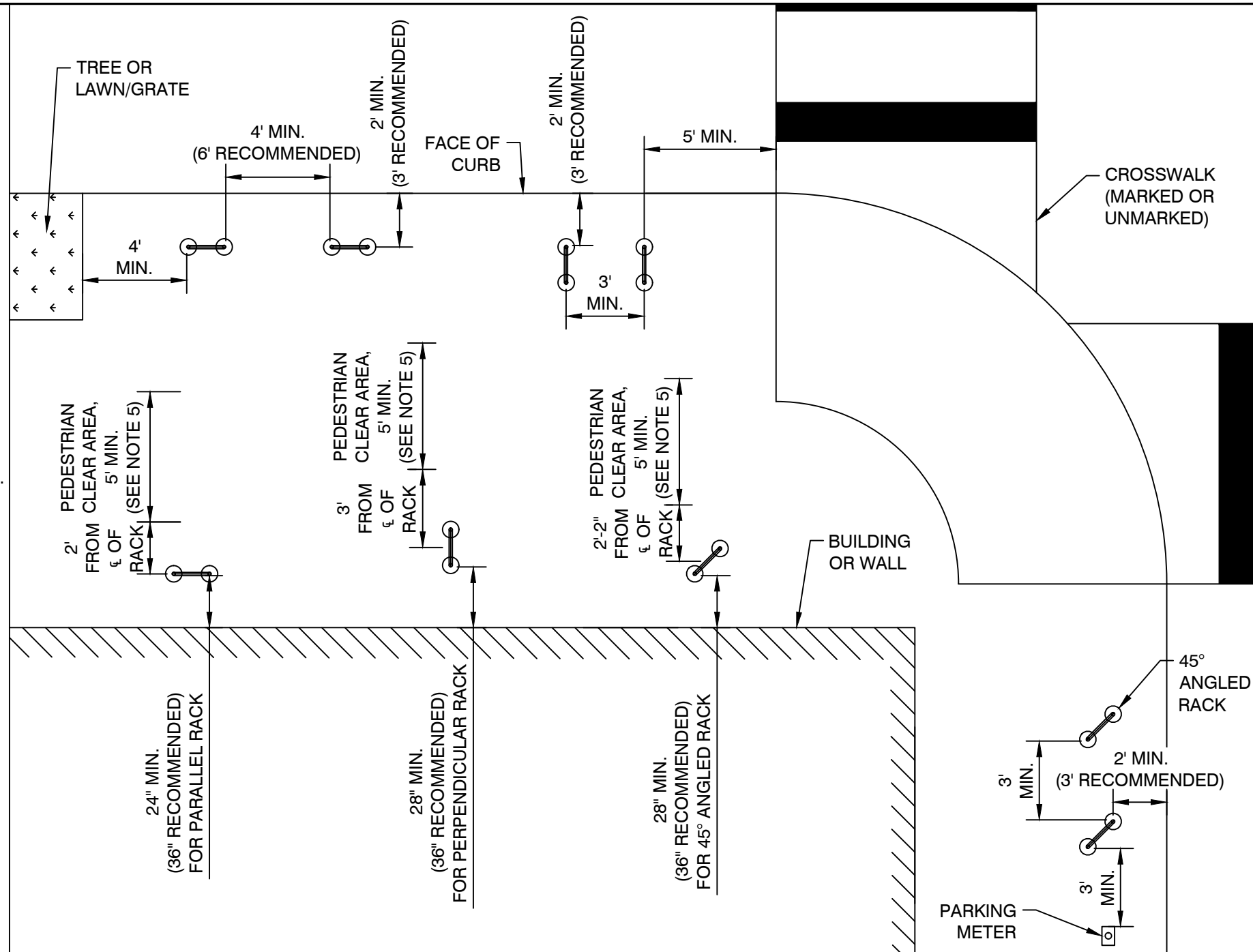
1. RACK SHALL NOT BE WELDED IN SECTIONS.
2. BASE PLATE SHALL BE WELDED TO STEEL PIPE.
3. RACK DIMENSIONS MAY VARY BY MANUFACTURER.

**MOUNTING (CONCRETE):**

1. BASE PLATE SHALL BE MOUNTED TO CONCRETE VIA EXPANSION ANCHOR:  
STAINLESS STEEL MUSHROOM HEAD  
3/8" X 3" "SPIKE" #5550 AS MANUFACTURED BY RAWL OR APPROVED EQUAL
2. RACK SHALL BE SET FIRM AND ALIGNED WITH A TOLERANCE PLUS OR MINUS 1/4" FROM PLUMB.
3. STEEL SHIMS SHALL BE INSTALLED PRIOR TO ANCHORING IN PLACE WHEN NEEDED.

**MOUNTING (BRICK PAVERS):**

1. REMOVE APPROPRIATE BRICK PAVERS AND PAVER BEDDING MATERIAL AS NECESSARY FOR INSTALLATION.
2. CONSTRUCT CONCRETE SLAB (MINIMUM 4-INCH THICK) OR CONCRETE FOOTINGS (24-INCH DEEP, 12-INCH WIDE) BELOW THE BRICK PAVER BEDDING MATERIAL. CONCRETE SHALL BE CLASS A OR B.
3. BASE PLATE SHALL BE MOUNTED TO CONCRETE VIA EXPANSION ANCHOR:  
STAINLESS STEEL MUSHROOM HEAD  
3/8" X 3" "SPIKE" #5550 AS MANUFACTURED BY RAWL OR APPROVED EQUAL
4. RACK SHALL BE SET FIRM AND ALIGNED WITH A TOLERANCE PLUS OR MINUS 1/4" FROM PLUMB.
5. STEEL SHIMS SHALL BE INSTALLED PRIOR TO ANCHORING IN PLACE WHEN NEEDED.
6. PAVERS SHALL BE CUT TO FIT RACK POSTS. REPLACE BEDDING MATERIAL IN KIND AND REINSTALL PAVERS.



**ADDITIONAL MINIMUM CLEARANCE CONSIDERATIONS**

4 FEET:	10 FEET:
MAIL BOX	FIRE HYDRANT
LIGHT POLE	
TRASH CAN	
TREE OR LAWN/GRATE	
CONTROLLER CABINET	
MANHOLE	
SIGN POLE	
STREET FURNITURE	
DRIVEWAY	
LOADING ZONE	
UTILITY METER	
RTD BUS STOP	

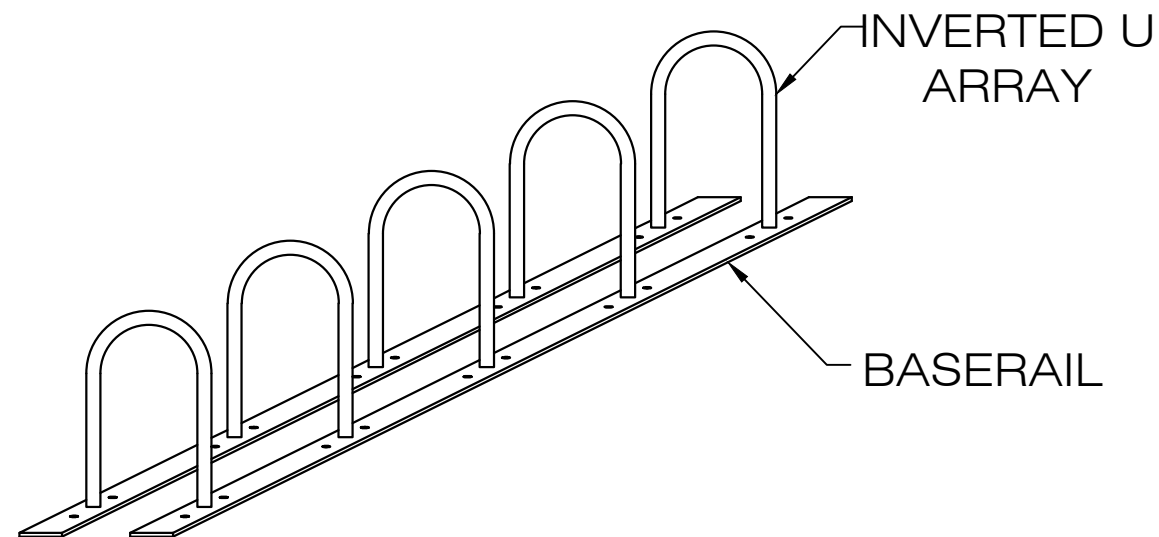
**NOTES:**

1. RACKS SHALL NOT IMPEDE PEDESTRIAN TRAFFIC.
2. RACKS PREFERRED WITHIN 50' OF BUILDING ENTRANCES.
3. PUBLIC WORKS RESERVES THE RIGHT TO ISSUE VARIANCES TO THESE STANDARDS AS APPROPRIATE.
4. INDIVIDUAL RACKS INSTALLED IN AN ARRAY MAY OR MAY NOT INCLUDE A BASERAIL.
5. A MINIMUM 5' CLEAR SHALL BE PROVIDED ON A SIDEWALK. THE CLEAR AREA SHALL ACCOUNT FOR A TYPICAL BIKE PARKED IN THE CENTER OF THE RACK. STANDARD MEASUREMENTS FOR DETERMINING THE CLEAR AREA ARE PROVIDED HEREON FOR EACH RACK LAYOUT. DATE: 02/03/2016

CITY & COUNTY OF DENVER		PUBLIC WORKS	STD. DWG NO.
INVERTED U BIKE RACK			B1



# BASERAIL ARRAY



**NOTES:**

1. THREE TO SIX INVERTED U'S MAY BE INSTALLED IN ONE BASE RAIL ARRAY.
2. THE BASERAIL ARRAY DESCRIBED IN THIS DETAIL IS INTENDED FOR BELOW THE CURB BIKE CORRAL APPLICATIONS.

**MOUNTING:**

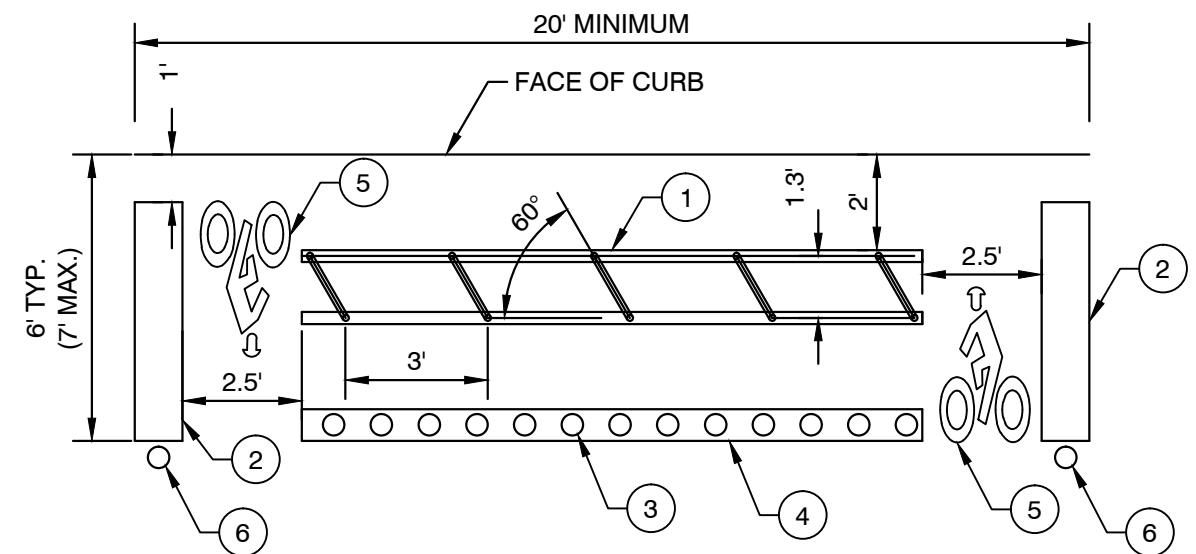
1. BASERAIL ARRAY SHALL BE MOUNTED TO ASPHALT USING 4"x5/8" WEDGE BOLTS, SPACED EVENLY ALONG THE BASE PLATE AS NECESSARY TO SECURE.

**LOCATION SPECIFIC GUIDELINES:**

1. STREET CLASSIFICATION
  - ALLOWED ON DOWNTOWN STREETS (SEE FIGURE 1)
  - ALLOWED ON COLLECTOR STREETS THAT ARE DESIGNATED BIKEWAYS
  - ALLOWED ON LOCAL STREETS
2. SIDEWALK WIDTH
  - ALLOWED BELOW THE CURB WHEN ADJACENT SIDEWALK IS LESS THAN 10 FEET WIDE OR THE INSTALLATION OF BIKE PARKING WOULD OBSTRUCT PEDESTRIAN TRAVEL (SIDEWALK WIDTH DEFINED AS BACK OF CURB TO ADJACENT BUILDING WALL)

**SITE SPECIFIC GUIDELINES:**

1. RTD STOP (MEASURED FROM THE RTD SIGN FLAG)
  - 20 FEET AHEAD OF SIGN
  - 40 FEET BEHIND SIGN
2. VEHICLE ACCESS (CURB CUT, DRIVEWAY, INTERSECTION, ALLEYWAY)
  - DO NOT IMPEDE SIGHT TRIANGLE
3. FIRE HYDRANT
  - 10 FEET FROM A FIRE HYDRANT
4. ROW INFRASTRUCTURE = 5 FEET FROM
  - POLICE/FIRE CALL BOX, EMERGENCY FACILITY, TRAFFIC CONTROL CABINETS, UTILITY BOX COVERS, MANHOLE COVERS, VALVE BOX COVERS
5. CURB LANE USES = DO NOT CONFLICT
  - INCLUDES LOADING ZONES, CAR SHARE, VALET, ADA, OTHER PERMITTED USES



- ① INVERTED U BASERAIL ARRAY
- ② RECYCLED RUBBER CURB STOP OR APPROVED EQUAL
- ③ RUMBLE STRIP
- ④ 8" WHITE THERMOPLASTIC CHANNELIZING LINE
- ⑤ 2'x4' WHITE THERMOPLASTIC PREFORMED BIKE SYMBOL
- ⑥ TWO WHITE OR YELLOW, 48" TALL SURFACE MOUNTED CANDLESTICK DELINEATORS WITH TWO 3"-WIDE REFLECTIVE WHITE OR YELLOW BANDS. INSTALLATION PER MANUFACTURER'S SPECIFICATIONS.

DATE: 04/20/2015

CITY & COUNTY OF DENVER		PUBLIC WORKS	STD. DWG NO.
BIKE CORRAL			B2