

All In Mile High Update



Safety, Housing, Education, and Homelessness Committee
October 2, 2024

Agenda

Quarter Three Updates:

- Point in Time Count
- July, August, September Updates
- AIMH Service Provision Update and Housing Outcomes
- Housing Connector/Landlord Engagement Updates

Quarter Four Upcoming:

- Fourth Quarter Initiatives (Housing Navigation Focus)
- Housing Command Center
- Behavioral Health Service Delivery

All In Mile High

Goal: A total of 2,000 people moved indoors through the All In efforts by Dec. 31, 2024

A. Move people through All In sites

B. Open additional NCS/ micro-community units

C. Ensure safety, stability and operational efficiency at All In sites

D. Maintain existing closure areas and broaden geographic distribution of encampment resolution





Recent Updates

Point-In-Time

- The 2024 PIT Count shows Denver's population of **unsheltered homeless individuals fell 11%** from 1,423 individuals in January 2023 to 1,273 in January 2024. This is one of the largest year-over-year drops of any major U.S. city
- The **percentage of unsheltered families fell 83% year-over-year**, from 103 families in 2023 to 18 in 2024.
- Denver's reduction is in line with cities like Houston, and ahead of peer cities like Seattle, Chicago, Washington, D.C., and Atlanta
- The All in Mile High program (at the time of the PIT) had brought over 1,000 people indoors in its first six months. As expected, this led to Denver's sheltered population growing by 20%.



**DENVER HAD ITS LARGEST RECORDED
DROP IN UNSHELTERED HOMELESSNESS**



July, August, September Updates

- **Outreach**
 - Three Encampment Resolutions completed in Q3 (Umatilla, La Alma, Broadway and Alameda)
- **Housing and Services:**
 - Soft-Launched Housing Command Center in August
 - Version 2 launched on September 30 with 10 partner organizations
 - Collaboration with DDPHE and R2R to increase behavioral health service delivery
 - 2nd Pathways to Employment Event coordinated by DEDO on September 30



DENVER
THE MILE HIGH CITY

All In Mile High Outcomes

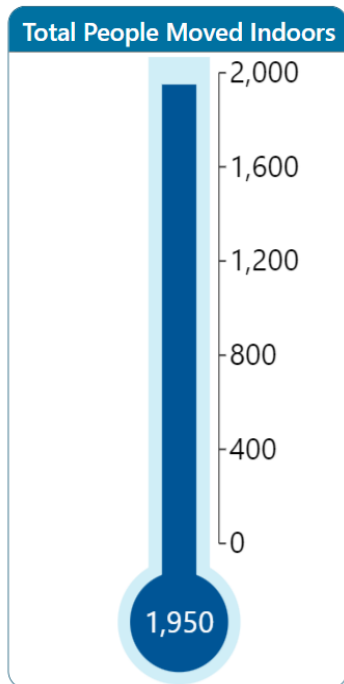
This dashboard is updated monthly on the 18th of each month (or subsequent business day if the 18th falls over the weekend or a City holiday). Denver is temporarily refreshing this dashboard on a monthly basis in order to institute process improvements for more sustainable and efficient reporting.

Data Last Updated*
09/17/2024

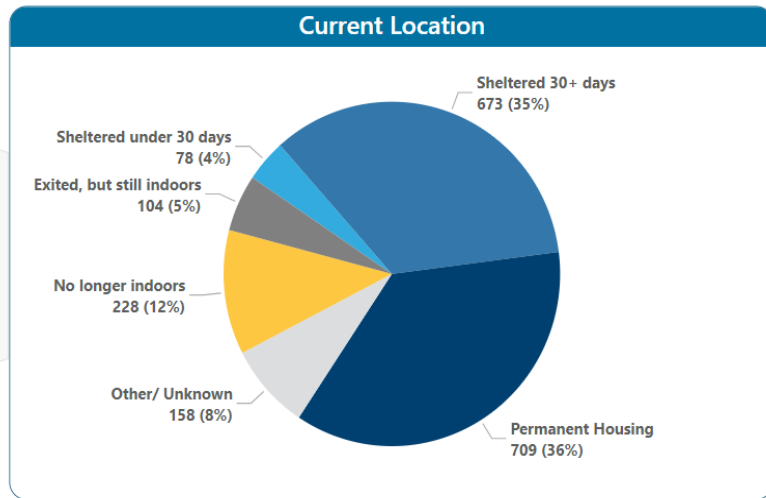
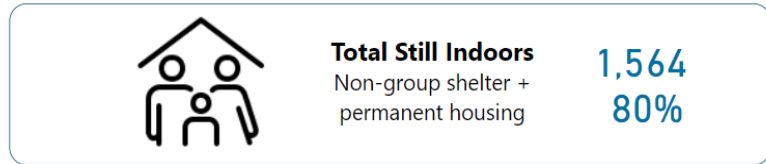
Since our Q2 update on June 26:

+ 327 People Moved Indoors (16.7% Increase)

+173 Permanent Housing Outcomes (24% Increase quarter over quarter)



Where are people now?



→ Initial Indoor Location

Exits to Housing Increased from Quarter 1 to Quarter 2 to Quarter 3

Exits to Unsheltered Homelessness Decreased from Quarter 1 to Quarter 2 to Quarter 3

Table 1: Exit Data Over Time

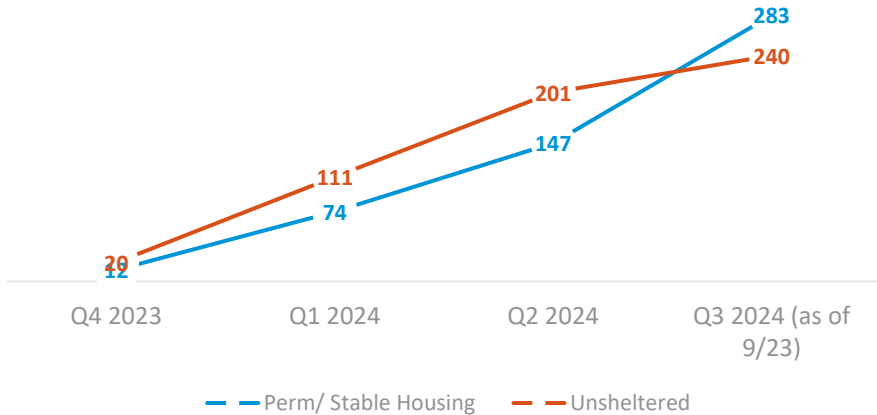
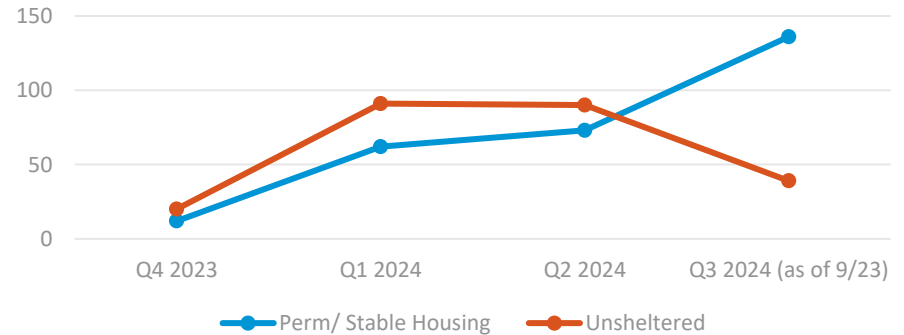
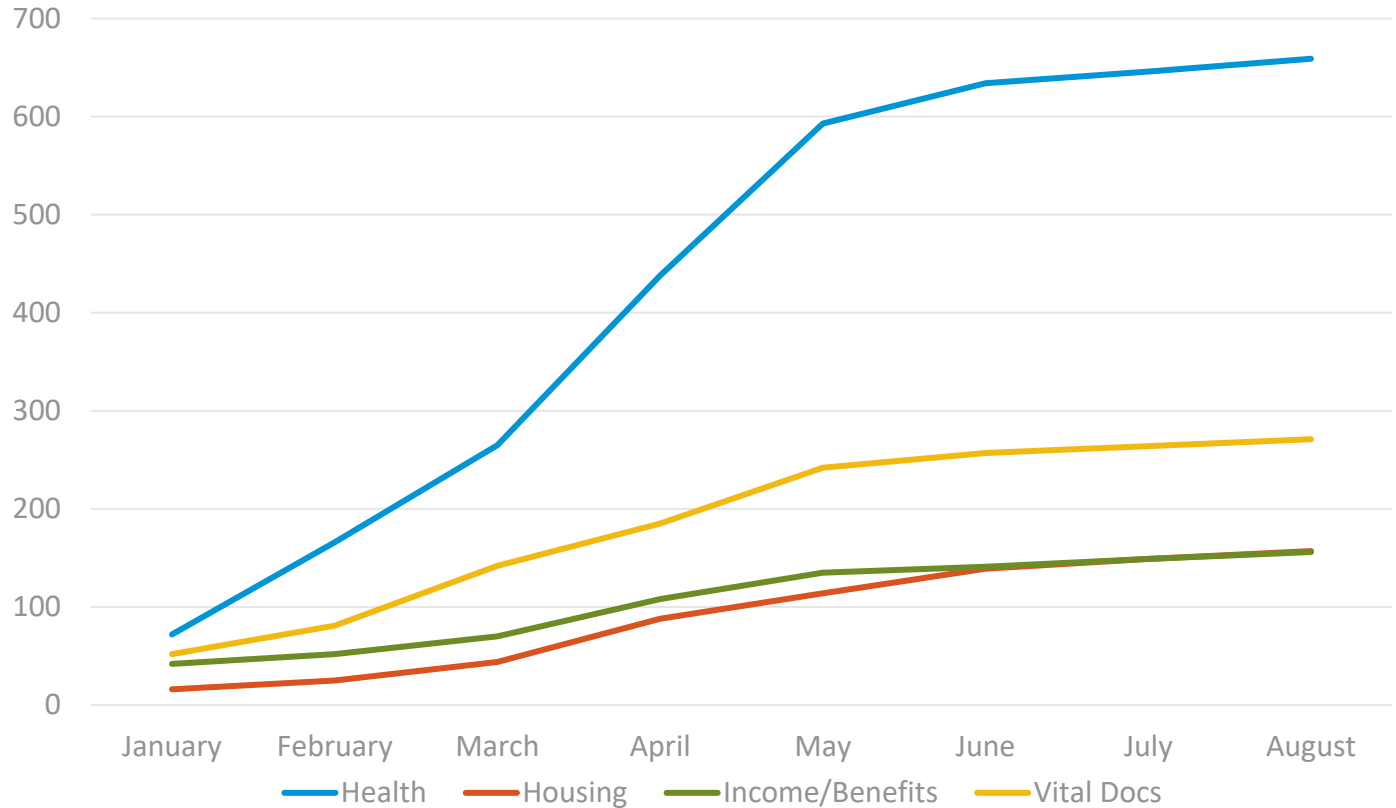


Table 2: Exit Data by Quarter



Case management that is actively helping people discuss, apply for, and obtain healthcare, housing, benefits & income, and vital documents is reaching more people every month

Cumulative Service Uptake at AIMH Sites (Jan-August 2024)



Landlord Engagement - Housing Connector

As of 9/20

- HC has partnered with **428 properties**
- **765 vacant units** being shared out via Zillow, Housing Connector's Community Hub, and project spreadsheets across the Denver metro area
- 210 Households housed that we've supported with reduced screening criteria
- S2LH has housed 98/200 contracted Households
 - We expect to house 80 more households through this contract by the end of 2024



Upcoming



HOST APTITUDES

1. *Humanely bring people indoors*
2. *Keep people safely indoors*
3. *House people*

DDPHE APTITUDES

1. *Core Public Health Services*
2. *Advancing Behavioral Health*



Budgeting for 1000 Housing Exits through All In Mile High in 2025

- Two key housing service functions will appear in 2025 contracts:
 - 1) Housing Navigators and
 - 2) Housing Stabilizers
- Realigning contracts to ensure uniformity in service delivery and outcomes to be coordinated through Housing Command Center efforts

Behavioral Health service delivery at AIMH sites beginning 10/1/2024. Clients assessed for acuity levels and appropriate intervention.

Services include:

- Intensive case management and treatment provision for those with high acuity Mental Health/ Substance Use Disorder
- And care-coordination to primary care, behavioral health, MAT/SUD treatment, psychiatry, and dental services for lower acuity clients

HOUSING COMMAND CENTER – NAVIGATION CAMPUS REFINEMENT

- Centralized method to coordinate Housing exits across the All In Mile High system
- Piloted with Double Tree clients in September - Expanding system-wide in October
- Allows HOST to identify appropriate housing and behavioral health resources for individuals based upon assessment and coordinate with service providers to deliver outcomes in a timely manner



Housing Command Center

- Centralized method to coordinate Housing exits across the All In Mile High system
- Piloted with Double Tree clients in September - Expanding system-wide in October
- Allows HOST to identify appropriate housing and behavioral health resources for individuals based upon assessment and coordinate with service providers to deliver outcomes in a timely manner



Aligning contracts to achieve Housing Outcomes

- Budgeting for 1000 Housing Exits through All In Mile High in 2025
- Two key housing service functions will appear in 2025 contracts:
 - 1) Housing Navigators – support PEH with getting connected to housing resource and unit
 - 2) Housing Stabilizers – support former PEH once they enter unit to stabilize and maintain unit
- Realigning contracts to ensure uniformity in service delivery and outcomes to be coordinated through Housing Command Center efforts
- Behavioral health services will be coordinated through DDPHE

Behavioral Health Service Delivery via DDPHE

- DDPHE staff and contracted partners to begin service delivery at AIMH sites beginning October 1, 2024
- Clients will be assessed to determine acuity levels and appropriate service intervention
- Services will include intensive case management and treatment provision for those with high acuity Mental Health/ Substance Use Disorder as well as care-coordination to primary care, behavioral health, MAT/SUD treatment, psychiatry, and dental services for lower acuity clients

October, November, December Upcoming

- **Monthly Encampment Resolution efforts** and general city-wide outreach and referral response focused on humanely bringing people indoors.
- **Increasing Housing Outcomes from All In Mile High sites** through the ongoing deployment of the Housing Command Center
- **Increased Behavioral Health** services through Roads 2 Recovery and DDPHE led case management
- **General Services** contract amendments for facilities maintenance and security

Thank you!
Questions?



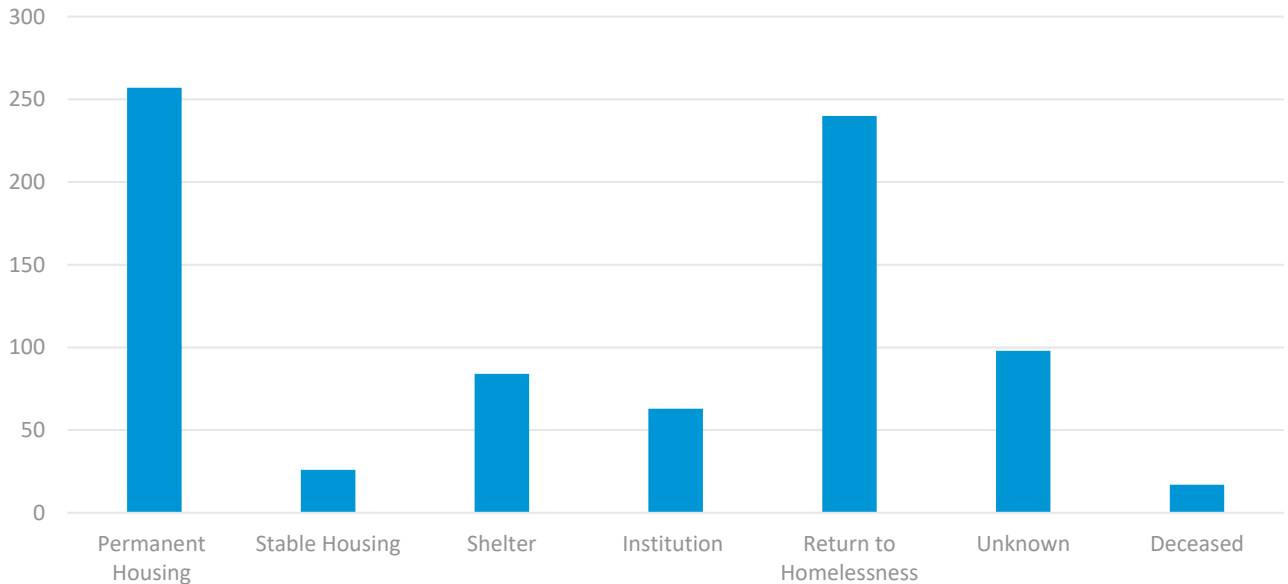
Appendix

Housing Outcomes from All In Sites

80% of those who have moved indoors since July 18, 2023 are still inside (1564 People)

Since our Q2 Update, 9.7 people per week on average have exited AIMH sites to permanent or stable housing (136)

Table 3: Total Exits by Destination



Staffing Updates

- Denominators based on staffing identified in contract
- Numerators based on actual roles filled

Site	Service Provider	Case Management Staffing Filled	All Other Staffing Filled	Total Staffing Filled
Best Western	The Salvation Army	6/5	23/26	29/31
Double Tree	The Salvation Army	12/12	33/52	45/64
Radisson	Bayaud Enterprises	3/5	7/9	10/14
Comfort Inn	St. Francis Center	3/4	13/18	16/22
Stay Inn M-C	Bayaud Enterprises	4/4	13/13	17/17
La Paz M-C	Colorado Village Collaborative	6/7	13/19	19/26
Elati Village M-C	The Gathering Place	3/4	8/11	11/15
ALL SITES – Physical/Behavioral Health, Pharmacy Services	Colorado Coalition for the Homeless	2/2	9/9	11/11
TOTAL		39/43 (90%)	119/157 (75%)	158/200 (79%)

2024 GOALS

