

AMENDMENTS TO THE BUILDING AND FIRE CODE FOR THE CITY AND COUNTY OF DENVER



The 2016 Denver Building and Fire Code includes the following codes except as amendment herein.

2015 IBC (Building)

2015 IFC (Fire)

2015 IEBC (Existing Building)

2015 IRC (Residential)

2015 IMC (Mechanical)

2015 IPC (Plumbing)

2015 IFGC (Fuel & Gas)

2015 IECC (Energy)

2017 National Electrical Code (or NEC version currently adopted by the State of Colorado)

October 2018 Version: This document includes the 4th set of amendments to the 2016 Denver Building and Fire Code.

TABLE OF CONTENTS

| | |
|--|-----------|
| TABLE OF CONTENTS | 2 |
| ADMINISTRATION OF THE 2016 DENVER BUILDING CODE | 22 |
| CHAPTER 1 ADMINISTRATION..... | 23 |
| SECTION 101..... | 23 |
| GENERAL..... | 23 |
| SECTION 102..... | 23 |
| ORGANIZATION OF BUILDING PERMITTING AND INSPECTIONS SERVICES..... | 23 |
| SECTION 103 APPLICABILITY..... | 23 |
| SECTION 104 POWERS AND DUTIES | 26 |
| SECTION 105..... | 28 |
| UNSAFE BUILDINGS, STRUCTURES OR UTILITIES..... | 28 |
| SECTION 106..... | 32 |
| ALTERNATE MATERIALS, DESIGN AND METHODS OF CONSTRUCTION AND EQUIPMENT..... | 32 |
| SECTION 107..... | 33 |
| PROHIBITIONS, VIOLATIONS, PENALTIES AND REMEDIES..... | 33 |
| SECTION 108 BOARD OF APPEALS..... | 34 |
| SECTION 109 APPEALS..... | 38 |
| SECTION 110..... | 39 |
| APPEALS FROM DECISIONS OF THE BOARD | 39 |
| SECTIONS 111 THROUGH 119 ARE RESERVED..... | 39 |
| SECTION 120 LICENSING, CERTIFICATION, REGISTRATION..... | 39 |
| SECTION 121..... | 39 |
| LICENSES OR REGISTRATION | 39 |
| SECTION 122..... | 40 |
| CERTIFICATES..... | 40 |
| SECTION 123..... | 41 |
| APPRENTICES AND TRAINEES..... | 41 |
| SECTION 124..... | 42 |
| EXAMINATION STANDARDS AND REVIEW..... | 42 |
| SECTION 126..... | 43 |
| LICENSEE, REGISTRANT AND CERTIFICATE HOLDER RESPONSIBILITY..... | 43 |
| SECTION 127..... | 45 |
| SUSPENSION OR REVOCATION OF LICENSE OR CERTIFICATE | 45 |
| SECTIONS 128 THROUGH 129 ARE RESERVED..... | 46 |
| SECTION 130 PERMITS AND INSPECTIONS | 46 |
| SECTION 131..... | 50 |
| PERMIT APPLICATION AND ISSUANCE..... | 50 |
| SECTION 132..... | 53 |
| PERMIT APPLICATION..... | 53 |
| SECTION 133..... | 54 |
| DRAWINGS, SPECIFICATIONS AND SURVEYS | 54 |
| SECTION 134..... | 58 |
| PERMITS FOR TEMPORARY STRUCTURES AND USES..... | 58 |
| SECTION 135 FOUNDATION PERMITS..... | 58 |
| SECTION 136..... | 59 |
| PHASED CONSTRUCTION PERMITS..... | 59 |

| | |
|--|-----------|
| SECTION 137..... | 60 |
| DESIGN-BUILD CONSTRUCTION PERMITS..... | 60 |
| SECTION 138 PERMIT FEES..... | 60 |
| SECTION 139 IS RESERVED..... | 61 |
| SECTION 140..... | 61 |
| INSPECTIONS..... | 61 |
| SECTION 141..... | 63 |
| SPECIAL INSPECTIONS..... | 63 |
| SECTION 142..... | 64 |
| FINAL INSPECTION APPROVAL, CERTIFICATE OF COMPLIANCE AND CERTIFICATE OF OCCUPANCY..... | 64 |
| SECTION 143..... | 66 |
| AIRCRAFT NOISE REDUCTION..... | 66 |
| 2016 AMENDMENTS TO THE 2015 EDITION OF THE INTERNATIONAL BUILDING CODE..... | 75 |
| CHAPTER 1..... | 76 |
| ADMINISTRATION..... | 76 |
| SECTION 101..... | 76 |
| GENERAL..... | 76 |
| CHAPTER 2..... | 77 |
| DEFINITIONS..... | 77 |
| SECTION 201..... | 77 |
| GENERAL..... | 77 |
| CHAPTER 3..... | 81 |
| USE AND OCCUPANCY CLASSIFICATION..... | 81 |
| SECTION 305..... | 81 |
| EDUCATIONAL GROUP E..... | 81 |
| SECTION 307..... | 82 |
| HIGH-HAZARD GROUP H..... | 82 |
| SECTION 308..... | 82 |
| INSTITUTIONAL GROUP I..... | 82 |
| SECTION 310..... | 82 |
| RESIDENTIAL GROUP R..... | 82 |
| SECTION 312..... | 83 |
| UTILITY AND MISCELLANEOUS GROUP U..... | 83 |
| CHAPTER 4..... | 84 |
| SPECIAL DETAILED REQUIREMENTS BASED ON USE AND OCCUPANCY..... | 84 |
| SECTION 403..... | 84 |
| HIGH-RISE BUILDINGS..... | 84 |
| SECTION 405..... | 86 |
| UNDERGROUND BUILDINGS..... | 86 |
| SECTION 406..... | 86 |
| MOTOR-VEHICLE-RELATED OCCUPANCIES..... | 86 |
| SECTION 414..... | 87 |
| HAZARDOUS MATERIALS..... | 87 |
| SECTION 415..... | 87 |
| GROUPS H-1, H-2, H-3, H-4 AND H-5..... | 87 |
| SECTION 419..... | 87 |
| LIVE/WORK UNITS..... | 87 |
| CHAPTER 5..... | 90 |
| GENERAL BUILDING HEIGHTS AND AREAS..... | 90 |
| SECTION 507..... | 90 |

| | |
|---|-----|
| UNLIMITED AREA BUILDINGS..... | 90 |
| SECTION 510..... | 90 |
| SPECIAL PROVISIONS..... | 90 |
| CHAPTER 7 | 91 |
| FIRE AND SMOKE PROTECTION FEATURES..... | 91 |
| SECTION 702..... | 91 |
| DEFINITIONS..... | 91 |
| SECTION 705..... | 91 |
| EXTERIOR WALLS..... | 91 |
| SECTION 711..... | 93 |
| HORIZONTAL ASSEMBLIES..... | 93 |
| SECTION 712..... | 93 |
| VERTICAL OPENINGS | 93 |
| SECTION 713..... | 93 |
| SHAFT ENCLOSURES | 93 |
| SECTION 717..... | 94 |
| DUCTS AND AIR TRANSFER OPENINGS..... | 94 |
| SECTION 718..... | 94 |
| CONCEALED SPACES | 94 |
| CHAPTER 9 | 96 |
| FIRE PROTECTION SYSTEMS | 96 |
| SECTION 901..... | 96 |
| GENERAL..... | 96 |
| SECTION 902 DEFINITIONS..... | 96 |
| SECTION 903 AUTOMATIC SPRINKLER SYSTEMS..... | 96 |
| SECTION 904 ALTERNATIVE AUTOMATIC FIRE-EXTINGUISHING SYSTEMS..... | 96 |
| SECTION 905 STANDPIPE SYSTEMS | 96 |
| SECTION 906 PORTABLE FIRE EXTINGUISHERS..... | 96 |
| SECTION 907 FIRE ALARM AND DETECTION SYSTEMS | 96 |
| SECTION 908 EMERGENCY ALARM SYSTEMS | 96 |
| SECTION 909 SMOKE CONTROL SYSTEMS | 96 |
| SECTION 910 SMOKE AND HEAT REMOVAL | 97 |
| SECTION 911 FIRE COMMAND CENTER..... | 97 |
| SECTION 912..... | 97 |
| FIRE DEPARTMENT CONNECTIONS..... | 97 |
| SECTION 913 FIRE PUMPS | 97 |
| SECTION 914 EMERGENCY RESPONDER SAFETY FEATURES | 97 |
| SECTION 915 CARBON MONOXIDE DETECTION | 97 |
| SECTION 916 EMERGENCY RESPONDER RADIO COVERAGE..... | 97 |
| CHAPTER 10 | 98 |
| MEANS OF EGRESS | 98 |
| SECTION 1003..... | 98 |
| GENERAL MEANS OF EGRESS | 98 |
| [B] SECTION 1004..... | 98 |
| OCCUPANT LOAD..... | 98 |
| [F] SECTION 1005..... | 99 |
| MEANS OF EGRESS SIZING..... | 99 |
| SECTION 1006..... | 100 |
| NUMBER OF EXITS AND EXIT ACCESS DOORWAYS..... | 100 |
| [B] SECTION 1007..... | 100 |
| EXIT AND EXIT ACCESS DOORWAY CONFIGURATION..... | 100 |

| | |
|--|-----|
| [B] SECTION 1009..... | 100 |
| ACCESSIBLE MEANS OF EGRESS..... | 100 |
| SECTION 1010..... | 104 |
| DOORS, GATES AND TURNSTILES | 104 |
| SECTION 1013..... | 105 |
| EXIT SIGNS | 105 |
| SECTION 1018..... | 106 |
| AISLES | 106 |
| SECTION 1019..... | 106 |
| EXIT ACCESS STAIRWAYS AND RAMPS | 106 |
| SECTION 1020 | 106 |
| CORRIDORS..... | 106 |
| SECTION 1021..... | 107 |
| EGRESS BALCONIES..... | 107 |
| SECTION 1023..... | 107 |
| INTERIOR EXIT STAIRWAYS AND RAMPS | 107 |
| SECTION 1025..... | 107 |
| LUMINOUS EGRESS PATH MARKINGS | 107 |
| SECTION 1027..... | 108 |
| EXTERIOR EXIT STAIRWAYS AND RAMPS..... | 108 |
| [F] SECTION 1029..... | 108 |
| ASSEMBLY..... | 108 |
| CHAPTER 11 | 110 |
| ACCESSIBILITY | 110 |
| SECTION 1101 | 110 |
| GENERAL..... | 110 |
| CHAPTER 15 | 111 |
| ROOF ASSEMBLIES AND ROOFTOP STRUCTURES | 111 |
| SECTION 1503..... | 111 |
| WEATHER PROTECTION..... | 111 |
| SECTION 1505..... | 111 |
| FIRE CLASSIFICATION | 111 |
| SECTION 1507..... | 111 |
| REQUIREMENTS FOR ROOF COVERINGS | 111 |
| SECTION 1511..... | 112 |
| REROOFING | 112 |
| CHAPTER 16 | 113 |
| STRUCTURAL DESIGN..... | 113 |
| SECTION 1607..... | 113 |
| LIVE LOADS | 113 |
| SECTION 1608..... | 117 |
| SNOW LOADS | 117 |
| SECTION 1609..... | 117 |
| WIND LOADS | 117 |
| SECTION 1612..... | 118 |
| FLOOD LOADS..... | 118 |
| SECTION 1613..... | 118 |
| EARTHQUAKE LOADS..... | 118 |
| CHAPTER 17 | 119 |
| SPECIAL INSPECTIONS AND TESTS..... | 119 |
| SECTION 1704..... | 119 |

| | |
|--|-----|
| <i>SPECIAL INSPECTIONS AND TESTS, CONTRACTOR RESPONSIBILITY AND STRUCTURAL OBSERVATION</i> | 119 |
| CHAPTER 18 | 120 |
| SOILS AND FOUNDATIONS | 120 |
| SECTION 1809..... | 120 |
| SHALLOW FOUNDATIONS..... | 120 |
| SECTION 1810..... | 120 |
| DEEP FOUNDATIONS | 120 |
| CHAPTER 23 | 121 |
| WOOD..... | 121 |
| SECTION 2303..... | 121 |
| MINIMUM STANDARDS AND QUALITY..... | 121 |
| CHAPTER 24 | 122 |
| GLASS AND GLAZING | 122 |
| SECTION 2405 SLOPED GLAZING AND SKYLIGHTS..... | 122 |
| CHAPTER 26 | 123 |
| PLASTIC | 123 |
| SECTION 2609 LIGHT-TRANSMITTING PLASTIC ROOF PANELS | 123 |
| SECTION 2610 LIGHT-TRANSMITTING PLASTIC SKYLIGHT GLAZING..... | 123 |
| CHAPTER 27 | 124 |
| ELECTRICAL | 124 |
| SECTION 2701..... | 124 |
| GENERAL – DENVER..... | 124 |
| SECTION 2702..... | 124 |
| EMERGENCY AND STANDBY POWER SYSTEMS | 124 |
| CHAPTER 29 | 125 |
| PLUMBINGSYSTEMS | 125 |
| [P]SECTION 2902..... | 125 |
| MINIMUM PLUMBING FACILITIES | 125 |
| CHAPTER 30 | 128 |
| ELEVATORSAND CONVEYINGSYSTEMS..... | 128 |
| SECTION 3001 | 128 |
| GENERAL..... | 128 |
| SECTION 3002 | 128 |
| HOISTWAY ENCLOSURES..... | 128 |
| [F] SECTION 3003..... | 128 |
| EMERGENCY OPERATIONS | 128 |
| [F] SECTION 3004..... | 129 |
| CONVEYING SYSTEMS..... | 129 |
| [F] SECTION 3006..... | 129 |
| ELEVATOR LOBBIES AND HOISTWAY OPENING PROTECTION | 129 |
| [F] SECTION 3007..... | 129 |
| FIRE SERVICE ACCESS ELEVATOR..... | 129 |
| [F] SECTION 3008..... | 130 |
| OCCUPANT EVACUATION ELEVATORS | 130 |
| CHAPTER 31 | 131 |
| SPECIAL CONSTRUCTION | 131 |
| SECTION 3105 | 131 |
| AWNINGS AND CANOPIES..... | 131 |
| SECTION 3109 | 131 |
| SWIMMING POOLS, SPAS AND HOT TUBS | 131 |
| [CDH] SECTION 3112..... | 131 |

| | |
|--|-----|
| <i>MANUFACTURED OR FACTORY-BUILT STRUCTURES</i> | 131 |
| CHAPTER 32 | 136 |
| ENCROACHMENTS INTO THE PUBLIC RIGHT-OF-WAY | 136 |
| [PW] SECTION 3202 | 136 |
| ENCROACHMENTS | 136 |
| CHAPTER 33 | 137 |
| SAFEGUARDS DURING CONSTRUCTION | 137 |
| SECTION 3301 | 137 |
| GENERAL | 137 |
| SECTION 3302 | 137 |
| CONSTRUCTION SAFEGUARDS | 137 |
| SECTION 3303 | 137 |
| DEMOLITION | 137 |
| SECTION 3306 | 139 |
| PROTECTION OF PEDESTRIANS | 139 |
| SECTION 3307 | 139 |
| PROTECTION OF ADJOINING PROPERTY | 139 |
| SECTION 3308 | 140 |
| TEMPORARY USE OF STREETS, ALLEYS AND PUBLIC PROPERTY | 140 |
| SECTION 3314 | 140 |
| MOVING AND RELOCATION OF STRUCTURES | 140 |
| APPENDICES | 141 |
| APPENDIX H | 142 |
| SIGNS | 142 |
| APPENDIX P | 144 |
| CONSTRUCTION IN DESIGNATED SPECIAL CONSTRUCTION ZONES | 144 |
| SECTION P101 | 144 |
| GENERAL | 144 |
| SECTION P102 | 144 |
| GENERAL PROVISIONS | 144 |
| SECTION P103 | 144 |
| HAZARDOUS GASES GENERATED BY LANDFILLS | 144 |
| APPENDIX Q | 147 |
| ACCESS CONTROL | 147 |
| SECTION Q 101 | 147 |
| INTRODUCTION | 147 |
| SECTION Q 102 | 148 |
| DEFINITIONS | 148 |
| SECTION Q103 | 150 |
| GENERAL REQUIREMENTS | 150 |
| SECTION Q 104 | 153 |
| ACCESS CONTROL SYSTEMS WITH ELECTROMAGNETIC LOCKS | 153 |
| SECTION Q 105 | 154 |
| DELAYED EGRESS SYSTEMS | 154 |
| SECTION Q106 | 155 |
| SECURING AN ELEVATOR LOBBY WITH AN ACCESS CONTROL SYSTEM | 155 |
| SECTION Q107 | 157 |
| SECURING EXIT STAIRWAY DOORS | 157 |
| SECTION Q108 | 160 |
| CONTRACTOR LICENSING REQUIREMENTS FOR ACCESS CONTROL SYSTEMS | 160 |
| SECTION Q109 | 161 |

| | |
|--|------------|
| <i>ACCESS CONTROL SYSTEM PERMIT REQUIREMENTS</i> | 161 |
| <i>SECTION Q110</i> | 164 |
| <i>ACCESS CONTROL SYSTEM PERMIT INSPECTION PROCESS</i> | 164 |
| <i>SECTION Q111</i> | 165 |
| <i>ACCESS CONTROL SYSTEM TESTING AND MAINTENANCE</i> | 165 |
| <i>SECTION Q112</i> | 166 |
| <i>ACCESS CONTROL – SAMPLE DRAWINGS</i> | 166 |
| APPENDIX R..... | 173 |
| COLORADO TITLE 9 ARTICLE 5 - STANDARDS FOR ACCESSIBLE HOUSING | 173 |
| APPENDIX S | 177 |
| CONSTRUCTION OF AIRPORT BUILDINGS AND STRUCTURES | 177 |
| <i>CHAPTER 1 ADMINISTRATION</i> | 177 |
| <i>CHAPTER 3 DEFINITIONS</i> | 177 |
| <i>CHAPTER 4 AIRPORT TERMINAL BUILDINGS</i> | 177 |
| 4.6 <i>SMOKE CONTROL FOR AIRPORT TERMINAL BUILDINGS</i> | 180 |
| <i>SECTION 4.7 DELAYED EGRESS FOR AIRPORT TERMINAL BUILDINGS</i> | 181 |
| <i>SECTION 4.8 EMERGENCY POWER</i> | 182 |
| <i>CHAPTER 6</i> | 182 |
| <i>AIRCRAFT LOADING WALKWAYS</i> | 182 |
| <i>CHAPTER 7</i> | 183 |
| <i>SUBSURFACE TUNNELS</i> | 183 |
| APPENDIX T | 185 |
| 2015 INTERNATIONAL SWIMMING POOL AND SPA CODE SECTION 305 | 185 |
| <i>SECTION 305</i> | 185 |
| <i>BARRIER REQUIREMENTS</i> | 185 |
| 2016 AMENDMENTS TO THE 2015 EDITION OF THE INTERNATIONAL FIRE CODE..... | 189 |
| CHAPTER 1 | 190 |
| SCOPE AND ADMINISTRATION..... | 190 |
| <i>SECTION 101</i> | 190 |
| <i>SCOPE AND GENERAL REQUIREMENTS</i> | 190 |
| <i>SECTION 102</i> | 191 |
| <i>APPLICABILITY</i> | 191 |
| <i>SECTION 103</i> | 192 |
| <i>DEPARTMENT OF FIRE PREVENTION</i> | 192 |
| <i>SECTION 104</i> | 192 |
| <i>GENERAL AUTHORITY AND RESPONSIBILITIES</i> | 192 |
| <i>SECTION 105</i> | 196 |
| <i>PERMITS</i> | 196 |
| <i>SECTION 106</i> | 216 |
| <i>INSPECTIONS</i> | 216 |
| <i>SECTION 107</i> | 218 |
| <i>MAINTENANCE</i> | 218 |
| <i>SECTION 108</i> | 218 |
| <i>BOARD OF APPEALS</i> | 218 |
| <i>SECTION 109</i> | 219 |
| <i>VIOLATIONS</i> | 219 |
| <i>SECTION 110</i> | 219 |
| <i>UNSAFE BUILDINGS</i> | 219 |
| <i>SECTION 114</i> | 220 |
| <i>LICENSES</i> | 220 |

| | |
|---|-----|
| SECTION 116..... | 222 |
| EMERGENCY PLANS AND PROCEDURES | 222 |
| SECTION 117..... | 222 |
| FIRE ALARM MONITORING - PERMITS AND LICENSES..... | 222 |
| CHAPTER 2 | 224 |
| DEFINITIONS | 224 |
| SECTION 202..... | 224 |
| GENERAL DEFINITIONS..... | 224 |
| CHAPTER 3 | 232 |
| GENERAL REQUIREMENTS..... | 232 |
| SECTION 301..... | 232 |
| GENERAL..... | 232 |
| SECTION 302..... | 232 |
| DEFINITIONS..... | 232 |
| SECTION 304..... | 232 |
| COMBUSTIBLE WASTE MATERIAL | 232 |
| SECTION 308..... | 233 |
| OPEN FLAMES..... | 233 |
| SECTION 309..... | 233 |
| POWERED INDUSTRIAL TRUCKS | 233 |
| SECTION 315..... | 235 |
| GENERAL STORAGE | 235 |
| SECTION 316..... | 235 |
| HAZARDS TO FIRE FIGHTERS..... | 235 |
| SECTION 317..... | 236 |
| ROOFTOP GARDENS AND LANDSCAPED ROOFS | 236 |
| CHAPTER 4 | 237 |
| EMERGENCY PLANNING AND PREPAREDNESS..... | 237 |
| SECTION 401..... | 237 |
| GENERAL..... | 237 |
| SECTION 402..... | 238 |
| DEFINITIONS..... | 238 |
| SECTION 403..... | 239 |
| EMERGENCY PREPAREDNESS REQUIREMENTS | 239 |
| SECTION 404..... | 239 |
| FIRE SAFETY EVACUATION AND LOCKDOWN PLANS..... | 239 |
| SECTION 405..... | 239 |
| EMERGENCY EVACUATION DRILLS | 239 |
| CHAPTER 5 | 240 |
| FIRE SERVICE FEATURES | 240 |
| SECTION 502..... | 240 |
| DEFINITIONS..... | 240 |
| SECTION 503..... | 240 |
| FIRE APPARATUS ACCESS ROADS | 240 |
| SECTION 504..... | 242 |
| ACCESS TO BUILDING OPENINGS AND ROOFS..... | 242 |
| SECTION 505..... | 243 |
| PREMISES IDENTIFICATION..... | 243 |
| SECTION 507..... | 243 |
| FIRE PROTECTION WATER SUPPLIES..... | 243 |
| SECTION 508..... | 244 |

| | |
|---|-----|
| <i>FIRE COMMAND CENTER</i> | 244 |
| <i>SECTION 509</i> | 246 |
| <i>FIRE PROTECTION AND UTILITY EQUIPMENT IDENTIFICATION AND ACCESS</i> | 246 |
| <i>SECTION 510</i> | 246 |
| <i>EMERGENCY RESPONDER RADIO ENHANCEMENT COVERAGE SYSTEM (RES)</i> | 246 |
| CHAPTER 6 | 250 |
| BUILDING SERVICES AND SYSTEMS | 250 |
| <i>SECTION 603</i> | 250 |
| <i>FUEL-FIRED APPLIANCES</i> | 250 |
| <i>SECTION 604</i> | 250 |
| <i>EMERGENCY AND STANDBY POWER SYSTEMS</i> | 250 |
| <i>SECTION 606</i> | 252 |
| <i>MECHANICAL REFRIGERATION</i> | 252 |
| <i>SECTION 607</i> | 252 |
| <i>ELEVATOR OPERATION, MAINTENANCE, AND FIRE SERVICE KEYS</i> | 252 |
| <i>SECTION 608</i> | 256 |
| <i>STATIONARY STORAGE BATTERY SYSTEMS</i> | 256 |
| CHAPTER 8 | 257 |
| INTERIOR FINISH, DECORATIVE MATERIALS AND FURNISHINGS..... | 257 |
| <i>SECTION 806</i> | 257 |
| <i>DECORATIVE VEGETATION IN NEW AND EXISTING BUILDINGS</i> | 257 |
| <i>SECTION 807</i> | 257 |
| <i>DECORATIVE MATERIALS OTHER THAN DECORATIVE VEGETATION IN NEW AND EXISTING BUILDINGS</i> | 257 |
| CHAPTER 9 | 260 |
| FIRE PROTECTION SYSTEMS | 260 |
| <i>SECTION 901</i> | 260 |
| <i>GENERAL</i> | 260 |
| <i>SECTION 902</i> | 260 |
| <i>DEFINITIONS</i> | 260 |
| <i>SECTION 903</i> | 260 |
| <i>AUTOMATIC SPRINKLER SYSTEMS</i> | 260 |
| <i>SECTION 904</i> | 265 |
| <i>ALTERNATIVE AUTOMATIC FIRE-EXTINGUISHING SYSTEMS</i> | 265 |
| <i>SECTION 905</i> | 266 |
| <i>STANDPIPE SYSTEMS</i> | 266 |
| <i>SECTION 906</i> | 268 |
| <i>PORTABLE FIRE EXTINGUISHERS</i> | 268 |
| <i>SECTION 907</i> | 268 |
| <i>FIRE ALARM AND DETECTION SYSTEMS</i> | 268 |
| <i>SECTION 908</i> | 287 |
| <i>EMERGENCY ALARM SYSTEMS</i> | 287 |
| <i>SECTION 909</i> | 288 |
| <i>SMOKE CONTROL SYSTEMS</i> | 288 |
| <i>SECTION 910</i> | 302 |
| <i>SMOKE AND HEAT REMOVAL</i> | 302 |
| <i>SECTION 912</i> | 302 |
| <i>FIRE DEPARTMENT CONNECTIONS</i> | 302 |
| <i>SECTION 913</i> | 303 |
| <i>FIRE PUMPS</i> | 303 |
| <i>SECTION 915</i> | 304 |

| | |
|--|-----|
| CARBON MONOXIDE DETECTION | 304 |
| SECTION 916..... | 308 |
| EMERGENCY RESPONDER RADIO ENHANCEMENT SYSTEM (res) | 308 |
| SECTION 917..... | 309 |
| CENTRAL ALARM STATIONS..... | 309 |
| SECTION 918..... | 310 |
| TRANSMISSION OF CITY MICROWAVE SIGNALS..... | 310 |
| SECTION 919..... | 310 |
| ELEVATORS AND CONVEYING SYSTEMS..... | 310 |
| CHAPTER 10 | 313 |
| MEANS OF EGRESS..... | 313 |
| SECTION 1003..... | 313 |
| GENERAL MEANS OF EGRESS | 313 |
| [B] SECTION 1004..... | 313 |
| OCCUPANT LOAD..... | 313 |
| [F] SECTION 1005..... | 314 |
| MEANS OF EGRESS SIZING..... | 314 |
| SECTION 1006..... | 315 |
| NUMBER OF EXITS AND EXIT ACCESS DOORWAYS..... | 315 |
| [B] SECTION 1007..... | 315 |
| EXIT AND EXIT ACCESS DOORWAY CONFIGURATION..... | 315 |
| [B] SECTION 1009..... | 315 |
| ACCESSIBLE MEANS OF EGRESS..... | 315 |
| SECTION 1010..... | 319 |
| DOORS, GATES AND TURNSTILES | 319 |
| [B] SECTION 1011 | 320 |
| STAIRWAYS..... | 320 |
| SECTION 1013..... | 320 |
| EXIT SIGNS..... | 320 |
| SECTION 1018..... | 321 |
| AISLES..... | 321 |
| SECTION 1019..... | 321 |
| EXIT ACCESS STAIRWAYS AND RAMPS | 321 |
| SECTION 1020..... | 321 |
| CORRIDORS..... | 321 |
| SECTION 1021..... | 322 |
| EGRESS BALCONIES..... | 322 |
| SECTION 1023..... | 322 |
| INTERIOR EXIT STAIRWAYS AND RAMPS | 322 |
| SECTION 1025..... | 322 |
| LUMINOUS EGRESS PATH MARKINGS | 322 |
| SECTION 1027..... | 323 |
| EXTERIOR EXIT STAIRWAYS AND RAMPS..... | 323 |
| [F] SECTION 1029..... | 323 |
| ASSEMBLY..... | 323 |
| CHAPTER 11 | 325 |
| CONSTRUCTION REQUIREMENTS FOR EXISTING BUILDINGS..... | 325 |
| SECTION 1101..... | 325 |
| GENERAL..... | 325 |
| SECTION 1103..... | 325 |
| FIRE SAFETY REQUIREMENTS FOR EXISTING BUILDINGS..... | 325 |

| | |
|--|-----|
| SECTION 1105..... | 326 |
| CONSTRUCTION REQUIREMENTS FOR EXISTING GROUP I-2..... | 326 |
| SECTION 1107..... | 327 |
| REQUIREMENTS FOR COMPRESSED GAS SYSTEMS..... | 327 |
| SECTION 1108..... | 327 |
| FIREFIGHTER FALL PROTECTION..... | 327 |
| CHAPTER 20..... | 328 |
| AVIATION FACILITIES..... | 328 |
| SECTION 2001..... | 328 |
| GENERAL..... | 328 |
| SECTION 2005..... | 328 |
| PORTABLE FIRE EXTINGUISHERS..... | 328 |
| SECTION 2006..... | 328 |
| AIRCRAFT FUELING..... | 328 |
| SECTION 2007..... | 329 |
| HELISTOPS AND HELIPORTS..... | 329 |
| CHAPTER 23..... | 330 |
| MOTOR FUEL-DISPENSING FACILITIES AND..... | 330 |
| REPAIR GARAGES..... | 330 |
| SECTION 2303..... | 330 |
| LOCATION OF DISPENSING DEVICES..... | 330 |
| SECTION 2304..... | 330 |
| DISPENSING OPERATIONS..... | 330 |
| SECTION 2305..... | 330 |
| OPERATIONAL REQUIREMENTS..... | 330 |
| SECTION 2306..... | 331 |
| FLAMMABLE AND COMBUSTIBLE LIQUID MOTOR FUEL-DISPENSING FACILITIES..... | 331 |
| SECTION 2308..... | 331 |
| COMPRESSED NATURAL GAS MOTOR FUEL-DISPENSING FACILITIES..... | 331 |
| SECTION 2309..... | 331 |
| HYDROGEN MOTOR FUEL-DISPENSING AND GENERATION FACILITIES..... | 331 |
| SECTION 2311..... | 331 |
| REPAIR GARAGES..... | 331 |
| SECTION 2312..... | 332 |
| EXISTING MOTOR FUEL-DISPENSING FACILITIES..... | 332 |
| CHAPTER 24..... | 333 |
| FLAMMABLE FINISHES..... | 333 |
| SECTION 2401..... | 333 |
| GENERAL..... | 333 |
| SECTION 2404..... | 333 |
| SPRAY FINISHING..... | 333 |
| SECTION 2405..... | 333 |
| DIPPING OPERATIONS..... | 333 |
| SECTION 2410..... | 333 |
| FLOOR SURFACING AND FINISHING OPERATIONS..... | 333 |
| CHAPTER 25..... | 334 |
| FRUIT AND CROP RIPENING..... | 334 |
| SECTION 2503..... | 334 |
| ETHYLENE GAS..... | 334 |
| CHAPTER 26..... | 335 |
| FUMIGATION AND INSECTICIDAL FOGGING..... | 335 |

| | |
|---|-----|
| SECTION 2601..... | 335 |
| GENERAL..... | 335 |
| SECTION 2603..... | 335 |
| FIRE SAFETY REQUIREMENTS..... | 335 |
| CHAPTER 27..... | 336 |
| SEMICONDUCTOR FABRICATION FACILITIES..... | 336 |
| SECTION 2703..... | 336 |
| GENERAL SAFETY PROVISIONS..... | 336 |
| CHAPTER 28..... | 337 |
| LUMBER YARDS AND AGRO-INDUSTRIAL, SOLID BIOMASS..... | 337 |
| AND WOODWORKING FACILITIES..... | 337 |
| SECTION 2804..... | 337 |
| FIRE PROTECTION..... | 337 |
| SECTION 2809..... | 337 |
| EXTERIOR STORAGE OF FINISHED LUMBER AND SOLID BIOFUEL PRODUCTS..... | 337 |
| CHAPTER 30..... | 338 |
| INDUSTRIAL OVENS..... | 338 |
| SECTION 3003..... | 338 |
| LOCATION..... | 338 |
| CHAPTER 31..... | 339 |
| TENTS AND OTHER MEMBRANE STRUCTURES..... | 339 |
| SECTION 3103..... | 339 |
| TEMPORARY TENTS AND MEMBRANE STRUCTURES..... | 339 |
| SECTION 3104..... | 339 |
| TEMPORARY AND PERMANENT TENTS AND MEMBRANE STRUCTURES..... | 339 |
| CHAPTER 32..... | 340 |
| HIGH-PILED COMBUSTIBLE STORAGE..... | 340 |
| SECTION 3201..... | 340 |
| GENERAL..... | 340 |
| SECTION 3206..... | 340 |
| GENERAL FIRE PROTECTION AND LIFE SAFETY FEATURES..... | 340 |
| SECTION 3211..... | 342 |
| EXISTING BUILDINGS..... | 342 |
| CHAPTER 33..... | 344 |
| FIRE SAFETY DURING CONSTRUCTION AND DEMOLITION..... | 344 |
| SECTION 3301..... | 344 |
| GENERAL..... | 344 |
| SECTION 3311..... | 344 |
| MEANS OF EGRESS..... | 344 |
| SECTION 3313..... | 344 |
| STANDPIPES..... | 344 |
| SECTION 3318..... | 345 |
| ASBESTOS OPERATIONS..... | 345 |
| CHAPTER 34..... | 346 |
| TIRE REBUILDING AND TIRE STORAGE..... | 346 |
| SECTION 3408..... | 346 |
| FIRE PROTECTION..... | 346 |
| CHAPTER 35..... | 347 |
| WELDING AND OTHER HOT WORK..... | 347 |
| SECTION 3501..... | 347 |
| GENERAL..... | 347 |

| | |
|--|-----|
| SECTION 3505..... | 347 |
| GAS WELDING AND CUTTING..... | 347 |
| SECTION 3508..... | 347 |
| ACETYLENE GENERATORS..... | 347 |
| CHAPTER 38..... | 348 |
| ALCOHOL BEVERAGE PRODUCTION FACILITIES..... | 348 |
| SECTION 3801 GENERAL..... | 348 |
| SECTION 3802 DEFINITIONS, ACRONYMS AND ABBREVIATIONS..... | 349 |
| SECTION 3803 GENERAL REQUIREMENTS..... | 351 |
| SECTION 3804..... | 361 |
| EQUIPMENT..... | 361 |
| CHAPTER 39..... | 370 |
| MARIJUANA OPERATIONS..... | 370 |
| SECTION 3901..... | 370 |
| GENERAL..... | 370 |
| SECTION 3902..... | 370 |
| DEFINITIONS..... | 370 |
| SECTION 3903..... | 370 |
| EXTRACTION OPERATIONS..... | 370 |
| SECTION 3904..... | 372 |
| MARIJUANA GROWING OPERATIONS..... | 372 |
| CHAPTER 50..... | 373 |
| HAZARDOUS MATERIALS—GENERAL PROVISIONS..... | 373 |
| SECTION 5001..... | 373 |
| GENERAL..... | 373 |
| SECTION 5002..... | 373 |
| DEFINITIONS..... | 373 |
| SECTION 5003..... | 374 |
| GENERAL REQUIREMENTS..... | 374 |
| SECTION 5004..... | 374 |
| STORAGE..... | 374 |
| SECTION 5005..... | 374 |
| USE, DISPENSING AND HANDLING..... | 374 |
| CHAPTER 53..... | 375 |
| COMPRESSED GASES..... | 375 |
| SECTION 5307..... | 375 |
| CARBON DIOXIDE (CO ₂) SYSTEMS USED IN BEVERAGE..... | 375 |
| DISPENSING APPLICATIONS..... | 375 |
| SECTION 5309..... | 380 |
| INERT GAS SYSTEMS USED IN COMMERCIAL, MANUFACTURING OR INDUSTRIAL APPLICATIONS..... | 380 |
| SECTION 5310..... | 386 |
| CARBON DIOXIDE (CO ₂) GAS ENRICHMENT SYSTEMS USING ON-SITE SUPPLY TANKS AND/OR CYLINDERS IN PLANT GROWING (HUSBANDRY) APPLICATIONS..... | 386 |
| SECTION 5311..... | 391 |
| CARBON DIOXIDE (CO ₂) GAS ENRICHMENT SYSTEMS USING A NATURAL GAS BURNER IN PLANT GROWING (HUSBANDRY) APPLICATIONS..... | 391 |
| CHAPTER 56..... | 395 |
| EXPLOSIVES AND FIREWORKS..... | 395 |
| SECTION 5601..... | 395 |
| GENERAL..... | 395 |
| CHAPTER 57..... | 396 |

| | |
|---|-----|
| FLAMMABLE AND COMBUSTIBLE LIQUIDS | 396 |
| SECTION 5701..... | 396 |
| GENERAL..... | 396 |
| SECTION 5703..... | 396 |
| GENERAL REQUIREMENTS..... | 396 |
| SECTION 5704..... | 397 |
| STORAGE | 397 |
| SECTION 5706..... | 397 |
| SPECIAL OPERATIONS..... | 397 |
| CHAPTER 60 | 398 |
| HIGHLY TOXIC AND TOXIC MATERIALS..... | 398 |
| SECTION 6004..... | 398 |
| HIGHLY TOXIC AND TOXIC COMPRESSED GASES..... | 398 |
| SECTION 6005..... | 398 |
| OZONE GAS GENERATORS..... | 398 |
| CHAPTER 61 | 399 |
| LIQUEFIED PETROLEUM GASES..... | 399 |
| SECTION 6101..... | 399 |
| GENERAL..... | 399 |
| SECTION 6103..... | 399 |
| INSTALLATION OF EQUIPMENT..... | 399 |
| SECTION 6104..... | 399 |
| LOCATION OF LP-GAS CONTAINERS | 399 |
| SECTION 6107..... | 400 |
| SAFETY PRECAUTIONS AND DEVICES..... | 400 |
| SECTION 6109..... | 400 |
| STORAGE OF PORTABLE LP-GAS CONTAINERS AWAITING USE OR RESALE..... | 400 |
| SECTION 6112 FIXED, MOBILE, OR TEMPORARY CONCESSIONS PROTECTIONS..... | 400 |
| CHAPTER 63 | 401 |
| OXIDIZERS, OXIDIZING GASES AND..... | 401 |
| OXIDIZING CRYOGENIC FLUIDS..... | 401 |
| SECTION 6301..... | 401 |
| GENERAL..... | 401 |
| CHAPTER 80 | 402 |
| REFERENCED STANDARDS..... | 402 |
| APPENDICES..... | 405 |
| APPENDIX B..... | 406 |
| FIRE-FLOW REQUIREMENTS FOR BUILDINGS..... | 406 |
| SECTION B104..... | 406 |
| FIRE-FLOW CALCULATION AREA..... | 406 |
| SECTION B105..... | 406 |
| FIRE-FLOW REQUIREMENTS FOR BUILDINGS..... | 406 |
| APPENDIX C..... | 408 |
| FIRE HYDRANT LOCATIONS AND DISTRIBUTION | 408 |
| SECTION C106..... | 408 |
| WATER MAINS SERVING FIRE HYDRANTS | 408 |
| APPENDIX N | 409 |
| SHOP DRAWING AND SYSTEM GRAPHIC REQUIREMENTS FOR PERMIT APPLICATION | 409 |
| SECTION N101 | 409 |
| GENERAL..... | 409 |
| SECTION N103 | 409 |

| | |
|--|------------|
| <i>TECHNICAL REQUIREMENTS</i> | 409 |
| 2016 AMENDMENTS TO THE 2015 EDITION OF THE INTERNATIONAL EXISTING BUILDING CODE | 426 |
| CHAPTER 1 | 427 |
| SCOPE AND ADMINISTRATION..... | 427 |
| SECTION 101..... | 427 |
| GENERAL..... | 427 |
| CHAPTER 2 | 428 |
| DEFINITIONS | 428 |
| SECTION 202..... | 428 |
| GENERAL DEFINITIONS..... | 428 |
| CHAPTER 3 | 429 |
| PROVISIONS FOR ALL COMPLIANCE METHODS..... | 429 |
| SECTION 302 GENERAL PROVISIONS | 429 |
| CHAPTER 4 | 430 |
| PREScriptive COMPLIANCE METHOD..... | 430 |
| SECTION 403..... | 430 |
| ALTERATIONS | 430 |
| SECTION 404..... | 430 |
| REPAIRS | 430 |
| CHAPTER 6 | 431 |
| REPAIRS..... | 431 |
| SECTION 606..... | 431 |
| STRUCTURAL..... | 431 |
| CHAPTER 7 | 432 |
| ALTERATIONS – LEVEL 1 | 432 |
| SECTION 707..... | 432 |
| STRUCTURAL..... | 432 |
| CHAPTER 12 | 433 |
| HISTORIC BUILDINGS | 433 |
| SECTION 1201..... | 433 |
| GENERAL..... | 433 |
| SECTION 1202..... | 433 |
| REPAIRS | 433 |
| SECTION 1203..... | 433 |
| FIRE SAFETY | 433 |
| CHAPTER 13 | 435 |
| RELOCATED OR MOVED BUILDINGS..... | 435 |
| SECTION 1301 GENERAL..... | 435 |
| CHAPTER 14 | 436 |
| PERFORMANCE COMPLIANCE METHODS | 436 |
| SECTION 1401..... | 436 |
| GENERAL..... | 436 |
| SECTION 1402..... | 436 |
| REHABILITATION OF EXISTING BUILDINGS BUILT PRIOR TO 1965..... | 436 |
| SECTION 1403..... | 437 |
| REHABILITATION COMMITTEE..... | 437 |
| SECTION 1404..... | 437 |
| COMMITTEE ACTIVITIES | 437 |
| SECTION 1405..... | 438 |
| APPLICATION AND FEE | 438 |

| | |
|--|------------|
| SECTION 1406..... | 438 |
| APPLICATION REVIEW PROCEDURE..... | 438 |
| SECTION 1407..... | 438 |
| DECISION OF THE COMMITTEE..... | 438 |
| IEBC APPENDICES..... | 440 |
| 2016 AMENDMENTS TO THE 2015 EDITION OF THE INTERNATIONAL RESIDENTIAL CODE | 441 |
| CHAPTER 1 | 442 |
| ADMINISTRATION | 442 |
| SECTION R101..... | 442 |
| TITLE, SCOPE AND PURPOSE..... | 442 |
| CHAPTER 2 | 443 |
| DEFINITIONS | 443 |
| SECTION R202..... | 443 |
| DEFINITIONS | 443 |
| CHAPTER 3 | 444 |
| BUILDING PLANNING | 444 |
| SECTION R301 DESIGN CRITERIA | 444 |
| SECTION R302 FIRE-RESISTANT CONSTRUCTION..... | 444 |
| SECTION R305..... | 444 |
| CEILING HEIGHT..... | 444 |
| SECTION R313 AUTOMATIC FIRE SPRINKLER SYSTEMS | 445 |
| SECTION R315 CARBON MONOXIDE ALARMS | 445 |
| [CRS] SECTION R320 | 447 |
| ACCESSIBILITY..... | 447 |
| SECTION R326..... | 447 |
| SWIMMING POOLS, SPAS AND HOT TUBS..... | 447 |
| SECTION R327..... | 447 |
| ELECTRIC VEHICLE CHARGING | 447 |
| CHAPTER 4 | 448 |
| FOUNDATIONS..... | 448 |
| SECTION R401..... | 448 |
| GENERAL..... | 448 |
| CHAPTER 9 | 449 |
| ROOF ASSEMBLIES | 449 |
| SECTION R903 WEATHER PROTECTION..... | 449 |
| SECTION R905 REQUIREMENTS FOR ROOF COVERINGS..... | 449 |
| CHAPTER 11 | 451 |
| ENERGY EFFICIENCY | 451 |
| SECTION N1101 | 451 |
| SCOPE AND GENERAL REQUIREMENTS | 451 |
| SECTION N1102 (R402)..... | 451 |
| BUILDING THERMAL ENVELOPE | 451 |
| SECTION N1107 (R501)..... | 452 |
| EXISTING BUILDINGS – GENERAL | 452 |
| CHAPTER 25 | 454 |
| PLUMBING ADMINISTRATION | 454 |
| SECTION P2503 INSPECTION AND TESTS..... | 454 |
| CHAPTER 26 | 455 |
| GENERAL PLUMBING REQUIREMENTS..... | 455 |
| SECTION P2602..... | 455 |

| | |
|--|------------|
| INDIVIDUAL WATER SUPPLY AND SEWAGE DISPOSAL | 455 |
| SECTION P2604 TRENCHING AND BACKFILLING | 455 |
| CHAPTER 27 | 456 |
| PLUMBING FIXTURES | 456 |
| SECTION P2716 FOOD-WASTE DISPOSER | 456 |
| CHAPTER 28 | 457 |
| WATER HEATERS | 457 |
| SECTION P2801 GENERAL | 457 |
| CHAPTER 29 | 458 |
| WATER SUPPLY AND DISTRIBUTION | 458 |
| SECTION P2906 MATERIALS, JOINTS AND CONNECTIONS | 458 |
| CHAPTER 30 | 459 |
| SANITARY DRAINAGE | 459 |
| SECTION P3003 JOINTS AND CONNECTIONS | 459 |
| SECTION P3005 DRAINAGE SYSTEM | 459 |
| CHAPTER 31 | 460 |
| VENTS | 460 |
| SECTION P3103 VENT TERMINALS | 460 |
| SECTION P3114 | 460 |
| AIR ADMITTANCE VALVES | 460 |
| CHAPTER 36 | 461 |
| SERVICES | 461 |
| SECTION E3601 GENERAL SERVICES | 461 |
| IRC APPENDICES | 462 |
| APPENDIX E | 463 |
| MANUFACTURED HOUSING USED AS DWELLINGS | 463 |
| APPENDIX V | 464 |
| 2015 INTERNATIONAL SWIMMING POOL AND SPA CODE SECTION 305 | 464 |
| SECTION 305 | 464 |
| BARRIER REQUIREMENTS | 464 |
| 2016 DENVER AMENDMENTS TO THE 2015 EDITION OF THE INTERNATIONAL MECHANICAL CODE | 468 |
| CHAPTER 1 | 470 |
| ADMINISTRATION | 470 |
| SECTION 101 | 470 |
| GENERAL | 470 |
| CHAPTER 4 | 471 |
| VENTILATION | 471 |
| SECTION 402 | 471 |
| NATURAL VENTILATION | 471 |
| SECTION 403 | 471 |
| MECHANICAL VENTILATION | 471 |
| SECTION 404 | 471 |
| ENCLOSED PARKING GARAGES | 471 |
| CHAPTER 5 | 472 |
| EXHAUST SYSTEMS | 472 |
| SECTION 505 | 472 |
| DOMESTIC KITCHEN EXHAUST EQUIPMENT | 472 |
| SECTION 506 | 472 |
| COMMERCIAL KITCHEN HOOD VENTILATION SYSTEM DUCTS AND EXHAUST EQUIPMENT | 472 |
| SECTION 513 | 472 |

| | |
|--|------------|
| <i>SMOKE CONTROL SYSTEMS</i> | 472 |
| CHAPTER 6 | 473 |
| DUCT SYSTEMS..... | 473 |
| <i>[B] SECTION 607</i> | 473 |
| <i>DUCT AND TRANSFER OPENINGS</i> | 473 |
| CHAPTER 9 | 474 |
| SPECIFIC APPLIANCES, FIREPLACES AND SOLID FUEL-BURNING EQUIPMENT | 474 |
| <i>SECTION 901</i> | 474 |
| <i>GENERAL</i> | 474 |
| <i>SECTION 910</i> | 474 |
| <i>FLOOR FURNACES</i> | 474 |
| CHAPTER 11 | 475 |
| REFRIGERATION | 475 |
| <i>SECTION 1107</i> | 475 |
| <i>REFRIGERANT PIPING</i> | 475 |
| IMC APPENDICES..... | 476 |
| 2016 DENVER AMENDMENTS TO THE 2015 EDITION OF THE INTERNATIONAL PLUMBING CODE | 477 |
| CHAPTER 1 | 478 |
| ADMINISTRATION | 478 |
| <i>SECTION 101</i> | 478 |
| <i>GENERAL</i> | 478 |
| CHAPTER 2 | 479 |
| DEFINITIONS | 479 |
| <i>SECTION 202</i> | 479 |
| <i>GENERAL DEFINITIONS</i> | 479 |
| CHAPTER 3 | 480 |
| GENERAL REGULATIONS | 480 |
| <i>SECTION 301</i> | 480 |
| <i>GENERAL</i> | 480 |
| <i>SECTION 306</i> | 480 |
| <i>TRENCHING, EXCAVATION AND BACKFILL</i> | 480 |
| CHAPTER 4 | 481 |
| FIXTURE, FAUCETS AND FIXTURE FITTINGS..... | 481 |
| <i>SECTION 401</i> | 481 |
| <i>GENERAL</i> | 481 |
| <i>SECTION 403</i> | 481 |
| <i>MINIMUM PLUMBING FACILITIES</i> | 481 |
| <i>SECTION 413</i> | 482 |
| <i>FOOD WASTE DISPOSER UNITS</i> | 482 |
| CHAPTER 5 | 483 |
| WATER HEATERS..... | 483 |
| <i>SECTION 502</i> | 483 |
| <i>INSTALLATION</i> | 483 |
| CHAPTER 6 | 484 |
| WATER SUPPLY AND DISTRIBUTION | 484 |
| <i>SECTION 603</i> | 484 |
| <i>WATER SERVICE</i> | 484 |
| <i>SECTION 608</i> | 484 |
| <i>PROTECTION OF POTABLE WATER SUPPLY</i> | 484 |
| CHAPTER 7 | 485 |

| | |
|--|------------|
| SANITARY DRAINAGE | 485 |
| SECTION 703 | 485 |
| BUILDING SEWER..... | 485 |
| SECTION 708 | 485 |
| CLEANOUTS | 485 |
| SECTION 712 | 485 |
| SUMPS AND EJECTORS..... | 485 |
| CHAPTER 8 | 486 |
| INDIRECT/SPECIAL WASTE | 486 |
| SECTION 803 | 486 |
| SPECIAL WASTES | 486 |
| CHAPTER 9 | 487 |
| VENTS | 487 |
| SECTION 903 VENT TERMINALS..... | 487 |
| CHAPTER 10 | 488 |
| TRAPS, INTERCEPTORS AND SEPARATORS | 488 |
| SECTION 1003 | 488 |
| INTERCEPTORS AND SEPARATORS..... | 488 |
| SECTION 1005 | 488 |
| ABANDONED INTERCEPTORS | 488 |
| CHAPTER 11 | 489 |
| STORM DRAINAGE | 489 |
| SECTION 1101 | 489 |
| GENERAL..... | 489 |
| SECTION 1106 | 489 |
| SIZE OF CONDUCTORS, LEADERS AND STORM DRAINS..... | 489 |
| IPC APPENDICES | 490 |
| 2016 DENVER AMENDMENTS TO THE 2015 EDITION OF THE INTERNATIONAL FUEL & GAS CODE | 491 |
| CHAPTER 1 | 492 |
| ADMINISTRATION | 492 |
| SECTION 101 | 492 |
| GENERAL..... | 492 |
| CHAPTER 4 | 493 |
| GAS PIPING INSTALLATIONS..... | 493 |
| SECTION 403 | 493 |
| PIPING MATERIALS..... | 493 |
| SECTION 404 | 493 |
| PIPING SYSTEM INSTALLATION | 493 |
| SECTION 406 | 493 |
| INSPECTION, TESTING AND PURGING | 493 |
| CHAPTER 5 | 494 |
| CHIMNEYS AND VENTS..... | 494 |
| SECTION 501 | 494 |
| GENERAL..... | 494 |
| CHAPTER 6 | 495 |
| SPECIFIC APPLIANCE | 495 |
| SECTION 602..... | 495 |
| DECORATIVE APPLIANCES FOR INSTALLATION IN FIREPLACES..... | 495 |
| SECTION 609 | 495 |
| FLOOR FURNACES | 495 |

| | |
|--|------------|
| SECTION 611 | 495 |
| NONRECIRCULATING DIRECT-FIRED INDUSTRIAL AIR HEATERS | 495 |
| SECTION 612 | 495 |
| RECIRCULATING DIRECT-FIRED INDUSTRIAL AIR HEATERS | 495 |
| SECTION 621 | 496 |
| UNVENTED ROOM HEATERS | 496 |
| SECTION 623 | 496 |
| COOKING APPLIANCES | 496 |
| 2016 DENVER AMENDMENTS TO THE 2015 EDITION OF THE INTERNATIONAL ENERGY CONSERVATION | |
| CODE | 497 |
| CHAPTER 1 [CE] | 498 |
| SCOPE AND ADMINISTRATION | 498 |
| SECTION C101 SCOPE AND GENERAL REQUIREMENTS | 498 |
| SECTION C104 INSPECTIONS | 498 |
| CHAPTER 4 [CE] | 499 |
| COMMERCIAL ENERGY EFFICIENCY | 499 |
| SECTION C401 | 499 |
| GENERAL | 499 |
| SECTION C406 | 499 |
| ADDITIONAL EFFICIENCY PACKAGE OPTIONS | 499 |
| SECTION C408 SYSTEM COMMISSIONING | 499 |
| CHAPTER 1 [RE] | 502 |
| SCOPE AND ADMINISTRATION | 502 |
| SECTION R101 | 502 |
| SCOPE AND GENERAL REQUIREMENTS | 502 |
| CHAPTER 2 [RE] | 503 |
| DEFINITIONS | 503 |
| SECTION R202 | 503 |
| GENERAL DEFINITIONS | 503 |
| CHAPTER 4 [RE] | 504 |
| RESIDENTIAL ENERGY EFFICIENCY | 504 |
| SECTION R401 | 504 |
| GENERAL | 504 |
| SECTION R402 | 504 |
| BUILDING THERMAL ENVELOPE | 504 |
| CHAPTER 5 [RE] | 506 |
| EXISTING BUILDINGS | 506 |
| SECTION R501 | 506 |
| GENERAL | 506 |

ADMINISTRATION OF THE 2016 DENVER BUILDING CODE

CHAPTER 1 ADMINISTRATION

SECTION 101

GENERAL

101.1 Title. The title of this Ordinance shall be, and this Ordinance shall be cited as, the Building Code of the City and County of Denver, and referred to hereinafter as the Code.

101.2 Purpose. The purpose of this Code is to provide minimum standards to safeguard life, health, property and public welfare by regulating and controlling the design, construction, quality of materials, use, occupancy, location and maintenance of all buildings and structures within the City and County of Denver (hereinafter “City”), and certain equipment specifically regulated herein.

SECTION 102

ORGANIZATION OF BUILDING PERMITTING AND INSPECTIONS SERVICES

102.1 Creation of administering agency. The administrative agency (hereinafter “Agency”) is responsible for administering and enforcing the Code, and is established under the Executive Director of Community Planning and Development (hereinafter “CPD”).

102.2 Building Official. The Executive Director of CPD shall appoint the Building Official. The Building Official is hereby authorized and directed to act on behalf of the Agency in the interpretation and enforcement of all provisions of this Code.

102.3 Employees. In accordance with established procedures, the Building Official may authorize or appoint engineers, architects, technicians, inspectors or other employees to perform duties and exercise powers as delegated by the Building Official.

102.4 Authorization and Identification. Each employee of the Agency shall be provided with an identification card bearing information as set out by the Building Official. This identification shall be carried by the person identified, and shall be displayed when necessary to identify the person properly in the performance of his/her official duties.

SECTION 103

APPLICABILITY

103.1 Most Restrictive. Where in any specific case the requirements of different sections of this Code vary, the most restrictive shall govern. Where there is a conflict between a general requirement and a specific requirement, the specific requirement shall be applicable. Where there is a conflict between the provisions of this Code and any other legally adopted city ordinance, the most restrictive shall govern.

103.2 Referenced Codes and Standards. Other codes and standards specifically adopted herein, or used by reference elsewhere in this Code shall be considered part of the requirements of this Code, to the prescribed extent of each such reference and Section 103.5.1.

103.3 Validity of Building Code. If any Section, subsection, sentence, clause or phrase of the Code is, for any reason, held to be unconstitutional, such decision shall not affect the validity of the remaining portions of the Code.

103.4 New Buildings, Structures and Utilities. The Code shall regulate the construction, addition, alteration, repair, use, occupancy, and maintenance of any building, structure or utility hereafter erected within the City, except as set forth in subsection 103.9 below.

103.5 Existing Buildings, Structures or Utilities. The Code shall regulate the alteration, addition, enlargement, repair, demolition, removal, moving, and change of occupancy of any existing building, structure or utility heretofore erected within the City.

103.5.1 Alterations Additions, or Repairs. Additions, alterations or repairs may be made to any building or structure without requiring the existing building or structure to comply with all the requirements of this Code, provided that the addition, alteration or repair conforms to that required for a new building or structure, and the existing building or structure complies with the Code under which it was permitted and constructed, except as otherwise provided for in this Code.

103.5.2 When Additions, Alterations or Repairs are Not Allowed. Additions, alterations or repairs shall not be made to an existing building or structure which will cause the existing building or structure to be in violation of any of the provisions of this Code. No addition, alteration or repair shall cause an existing building or structure to become unsafe, less compliant with the Code under which the building was permitted and constructed, or less compliant with the requirements of this Code for new construction.

103.5.3 Materials. Non-structural alterations and repairs may be made with the same materials as the existing building or structure, provided the material was in conformance with the requirements of the Code under which the building or structure was permitted and it does not adversely affect any structural member, or the fire-resistive rating of any part of the building or structure.

Exception:

The installation or replacement of glass shall be as required for new installations.

103.5.4 Use and Occupancy. Buildings in use and occupied at the time of the adoption of the Code may have their existing use and occupancy continued, if such use or occupancy was legal at the time of the adoption of this Code, provided that such continued use is not dangerous to life. Any change in, or establishment of, the use or occupancy of any existing building or structure shall comply with the provisions of this Code.

103.6 Maintenance of All Buildings, Structures or Utilities. All buildings, structures or utilities, both existing and new, and all parts thereof, shall be maintained in a safe and sanitary condition, and in accordance with this Code or the Code under which it was permitted and constructed. All devices, utilities or safeguards which are required by this Code, or which were required by the Code or Ordinances at the time of construction, shall be maintained in good working condition. The owner or legally responsible person shall maintain such buildings, structures or utilities. To determine compliance with this subsection, the Agency may cause any building, structure or utility to be reinspected.

103.7 Moved Buildings or Structures. Buildings or structures moved into the City shall comply with the provisions of this Code for new buildings or structures.

103.8 RESERVED.

103.9 Buildings, Structures and Utilities not Regulated by this Code. The Code shall not regulate the following work.

1. Work located primarily in the public way unless specifically provided for by this Code.
2. Public utility towers, poles and mechanical equipment used for the production, generation or distribution of the utility product or service through the facilities owned and operated by the utility company to the point of customer service.

3. RTD Light and Commuter Rail construction on RTD right-of-way. Traction power substations, signal/communication relay cases and housing, associated conduit and wiring for the operation of the light rail and commuter rail lines and the construction of the light rail station platforms.

Exceptions:

1. Construction of commuter rail platforms and any amenities including, but not limited to, canopies and driver relief stations, along with ramps, stairways, lifts, elevators and escalators.
2. Light rail platform amenities including, but not limited to, canopies, and driver relief stations, along with ramps, stairways, lifts, elevators and escalators.
3. Any retraining walls that support adjacent private or public right-of-way, but not those associated with support of the train system tracks.

Refer to Section 130.3 for additional exempt work.

103.10 Transition Rules. This Code and implementation of all its provisions and policies shall become effective as follows:

103.10.1 Effective date. The effective date of the new Code shall be six months after the date of the ordinance adopting the 2015 series of the International Building Code, International Existing Building Code, International Fuel Gas Code, International Energy Conservation Code, International Plumbing Code, International Residential Code and the International Mechanical Code including amendments.

Amendments to the National Electric Code: the date of the adopting ordinance.

Exception:

The effective date of Section 143 of this Chapter's Administrative Provisions dealing with aircraft noise reduction shall be the date of the ordinance adopting Section 143 as an amendment to this Code.

103.10.2 Continued use of the 2011 Denver Building Code. For any projects that will be submitted to the Agency after passage of the adopting ordinance, and before the effective date of this Code, the continued use of the 2011 Denver Building Code or the optional use of the 2016 Code shall be allowed.

This Code shall not require changes in the construction documents, construction or designated occupancy of a structure for which a lawful permit has been heretofore issued or otherwise lawfully authorized, and the construction of which has been pursued in good faith within 180 days after the effective date of this Code.

With the approval of the Building Official, major projects established to be in design during the drafting of the new Code, and that will be submitted to the Agency after the effective date of this Code may be reviewed and permitted under the 2011 Denver Building Code. For consideration by the Building Official the owner, or the owner's agent, must submit a letter of request, before the effective date of this Code, stating:

1. Request to proceed under the 2011 Denver Building Code;
2. Address of the construction project;
3. Description, number of stories, floor area, occupancy, etc., of the project;
4. Date commenced design drawings;
5. Intended date of construction drawing submission to the Agency;

6. Commitment that permits will be obtained and construction of the project will commence within 180 days of the effective date of this Code;
7. Commitment that the project will be completed within 24 months of the effective date of this Code, unless otherwise approved by the Building Official and Fire Official.

103.10.3 Type approved. Type Approved structures approved by the Building Official under the previously adopted Code and prior to the effective date of the new Code may continue to be permitted and constructed under the 2011 Code for 180 days after the effective date of the new Code. Subsequently, all Type Approvals must be re-reviewed and approved by the Building Official under this Code.

SECTION 104 POWERS AND DUTIES

104.1 General Powers and Duties. The Building Official is vested with the duties of enforcing and administering this Code, and the power necessary for such enforcement. The Agency shall administer and enforce all other ordinances, which are or may be assigned to the Agency for enforcement and administration.

104.2 Orders. Whenever work is, or has been, performed contrary to the provisions of this Code, or whenever conditions exist which are in violation of this Code or any of the codes or ordinances enforced or administered by this Agency, the Building Official may cause any or all of the following actions:

1. Order any work stopped until authorized by the Building Official to proceed. The owner, once notified of the order, shall not allow any further work upon the subject property until so authorized;
2. Order the work being performed or that has been performed to be completed or corrected so that the resulting work is in accordance with the requirements of this Code or other codes or ordinances enforced or administered by the Agency;
3. Order the use or occupancy of a building, structure or equipment discontinued and the structure, or portion thereof, vacated by notice served on any person causing such use or occupancy to be continued. Such person shall discontinue the use or occupancy within the time prescribed by the Building Official.

Any such order shall be by written notice served on the owner of the property upon which work was or is being performed or where the condition exists, or any person engaged in the work, causing the work to be performed or having a permit to perform the work.

It shall be unlawful to disobey any written lawful order issued by the Agency.

A copy of any order issued by the Agency shall, when the original order has not been served on the owner, be served upon the owner of the property affected by the order.

Service of any order may be by personal service or by certified mail, return receipt requested, and service shall be deemed complete upon delivery.

104.3 Authority to Inspect. The Building Official shall have the authority to inspect, or cause to be inspected by the Agency, all buildings, structures or utilities for compliance with this Code.

104.4 Investigations and Surveys. Incidental to any of these duties and powers, but without limitation of the same, the Building Official may cause to be conducted investigations or surveys by the Agency to determine compliance or noncompliance with the provisions of this Code; and further may investigate or cause to be investigated all accidents pertaining to buildings, structures or utilities.

104.5 Right of Entry. Whenever a representative of the Agency, authorized by the Building Official, has reasonable cause to believe that there exists in any building or upon any premises any condition or Code violation which makes such building or premises unsafe, dangerous or hazardous, the representative of the Agency may enter such building or premises and take such action as is necessary to abate such hazard.

Whenever it is necessary to make inspections, investigations or surveys to enforce any of the provisions of this Code and permission is not obtainable, the Building Official may request a court to issue a warrant to inspect or perform any duty imposed upon the Agency by this Code. Permission is not obtainable when:

1. The Agency's representative has presented to the occupant of an occupied building or premises proper credentials and been refused entry, or;
2. The Agency's representative has made a reasonable effort to locate the owner or other persons having charge or control of an unoccupied premises and has been unable to locate such person or has been refused entry by such person.

104.6 Interpretations, Rules and Regulations. The Building Official shall have the full power to render interpretations of this Code and to adopt and enforce Policies, Rules and Regulations supplemental to this Code, as may be deemed necessary in the application of Code provisions. Such interpretations, Policies, Rules and Regulations shall be in conformity with the intent and purpose of this Code. The Board of Appeals may review any appeal of a Building Official interpretation subject to Section 108.

104.7 Used Materials. Used materials may be used in the construction of any building, structure or utility only with the prior approval of the Building Official.

104.8 Liability. The Building Official, authorized employees and representatives charged with the enforcement of this Code, acting in good faith and without malice in the discharge of their duties, shall not thereby render themselves personally liable for any damage that may accrue to persons or property as a result of any act or by reason of any act or omission in the discharge of their duties. Any suit brought against the Building Official or employees because of such act or omission performed by them in the enforcement of any provision of the Code or the Charter, or other pertinent laws or ordinances implemented through the enforcement of this Code or enforced by the Agency, shall be defended in accordance with 24-10-108 C.R.S.

This Code shall not be construed to relieve from or lessen the responsibility of any person owning, operating or controlling any building or structure for any damages to persons or property caused by defects, nor shall the Agency or City be held as assuming any such liability by reason of the inspections authorized by this Code or any certificates of compliance or occupancy issued under this Code.

104.9 Modifications Under Special Circumstances. Whenever there are practical difficulties involved in carrying out the provisions of this Code, the Building Official may grant modifications for individual cases, provided:

1. The owner of the building, structure or utility notifies the Building Official of his/her consent, and;
2. It is established that a special individual reason makes the strict letter of the Code impractical, and;
3. The modification is shown to be in conformity with the intent and purpose of this Code, and;
4. Such modification does not lessen any life or fire safety requirements or any degree of structural integrity.

The details of any action granting modifications shall be sent to the owner and entered in the permit files of the Agency.

104.10 Licenses and Certificates. The Building Official is vested with the authority to:

1. Establish requirements and procedures for the issuance of licenses and certificates as required in this Code;
2. Qualify applicants for such licensure and certification;
3. Issue, revoke, renew and suspend such licenses and certificates.

SECTION 105

UNSAFE BUILDINGS, STRUCTURES OR UTILITIES

105.1 Buildings or Structures. An unsafe structure, building or equipment is one which constitutes a fire hazard or a hazard to life, health, property or public welfare by reason of use, occupancy, construction, damage, deterioration, quality of materials, abandonment or inadequate maintenance. However, without limitation of the foregoing, the Building Official shall deem any structure, building, equipment or project site unsafe when any one or more of the following conditions exist:

1. Illegal or improper occupancy.
2. Any building, structure, or portion thereof that meets the definition of Dangerous as defined in the International Existing Building Code.
3. Damage or deterioration to any exposed exterior member to the extent that the member provides inadequate protection from the elements to the occupants of the building or structure.
4. Floors or areas with inadequate means of egress.
5. Parts attached in such a manner that they may fall and cause injury to the public or property.
6. Uncompleted buildings or structures when the permit has been canceled.
7. A canceled Certificate of Occupancy.
8. Open pits, open wells and open excavations of all types when such are determined to be hazardous by the Building Official.
9. Trenches or ditches not properly shored or cribbed.
10. Vacant buildings which are not secure and to which entry may be made through opened or unlocked doors, windows or other openings.
11. Uninhabitable buildings or structures, including but not limited to the following conditions:
 - A. Building envelope damage or deterioration has caused the interior of the structure to be open to the elements.
 - B. Vandalism or deterioration has caused the plumbing system, electrical system or heating system to be no longer functional.
12. Any dilapidated building of whatever kind which is unused by the owner, or uninhabited because of deterioration or decay, which condition constitutes a fire hazard or subjects adjoining property to danger of damage by deterioration of structural building elements, storm effect, soil erosion or rodent infestation, or which becomes a place frequented by trespassers and transients seeking a temporary hideout or shelter.

105.2 Utilities. An unsafe utility is one which constitutes a fire hazard or a hazard to life, health, property or public welfare by reason of use, construction, installation, obsolescence, damage, deterioration, quality of

materials, abandonment or inadequate maintenance. However, without limitation of the foregoing, the Building Official shall deem any utility unsafe in which any one or more of the following conditions exist.

105.2.1 Gas-Fired, Oil-Fired, Solid Fuel-Fired Devices. Gas-fired, oil-fired or solid-fuel-fired appliances, devices or apparatus, which have any of the following, defects:

1. Broken or cracked heat exchangers.
2. Defective or deteriorated vents, venting or flues which permit leakage of flue products.
3. Defective or improperly installed fuel supply piping.
4. Insufficient air supply for the combustion of fuel.
5. Inadequate ventilation of the heating equipment room.
6. Defective, improperly installed or maladjusted controls and appurtenances.
7. Defective or improperly installed heating equipment.
8. Equipment locations which constitute a fire or explosion hazard.
9. A negative air pressure condition exists in a heating equipment room or area.
10. Excessive corrosion of combustion chambers where the original thickness of the metal is reduced 50% or more.
11. Warped or distorted combustion chambers or furnace boiler firing doors which permit leakage of combustion products.
12. A listed appliance or appurtenance that is altered or modified.
13. Excessive scaling, corrosion, cracks in seams, tube or shell of boilers.
14. Defective valves, gauges or cocks of boilers.
15. Grooving or pitting of boilers.
16. Boilers with improperly installed or maladjusted controls and appurtenances.
17. Any unlisted appliance or appurtenance installed without approval of the Building Official.
18. Appliances not provided with required safety controls.

105.2.2 Electrical Systems. Electrical systems, appliances, devices or apparatus which have any of the following defects:

1. Bare wiring.
2. Poor electrical connections.
3. Overloaded circuits, feeders or services.
4. Equipment not properly grounded.
5. Disconnecting means not provided at the appliance.
6. Over-fused circuits.

7. Misuse of cord wiring.
8. Wiring not properly supported.
9. Non-approved wiring exposed to extreme heat, moisture, gases or other harmful vapors or liquids.

105.2.3 Refrigeration Systems. Refrigeration systems which have any of the following defects:

1. Inadequate ventilation.
2. Inadequate venting of pressure relief valves.
3. Unauthorized fuel-fired equipment located in the same room designated for the refrigeration equipment.
4. Improperly installed cooling towers by reason of location, type, fan, water condition, controls, roof or floor overload.
5. Faulty controls.

105.2.4 Plumbing Systems. Plumbing systems or devices which have any of the following defects:

1. Supply water not meeting the standards of potability as required by the Colorado State Department of Public Health.
2. Water systems subjected to the hazards of backflow or back-siphonage, which might create pollution to the potable water supply; i.e., hose bibbs shall have anti-siphon devices.
3. Inadequate piping not supplying sufficient water to the various appliances.
4. Clogged sewers or drains.
5. Inadequate or missing trap seals.
6. Inadequate venting.
7. Leaking water, sewage or sewer gas within a building or structure.
8. Trenches or ditches not properly shored or cribbed.

105.3 Notice and Abatement. If, after inspection by the Agency, the building, structure or utility is determined to be unsafe by the Building Official, it shall be abated by repair, replacement, removal or demolition upon notice by the Building Official. If the building or structure has common property line walls, then the Building Official shall notify the adjacent building owners that their building may be unsafe and may require repair or reinforcement.

105.3.1 Buildings or Structures. In the case of an unsafe building or structure, the Building Official may order such building or structure, or any buildings or structures placed in jeopardy by the unsafe building or structure, vacated immediately. When necessary to protect life, property, health and public welfare, the Building Official may cause to have posted signs which shall prohibit entry into an unsafe building or structure. However, with permission of the Building Official, it shall be lawful to enter the unsafe building or structure for the purpose of effecting any required repairs, rehabilitation or demolition; or by members of the Fire Department. The signs shall be provided and attached to the building or structure by the Agency and shall read, in addition to other information, "UNSAFE DO NOT ENTER". See Section 107 for Prohibitions and Violations.

105.3.2 Utilities. In the case of an unsafe utility, the Building Official shall cause to be affixed an approved warning tag on the unit declared to be unsafe. The Building Official shall order the unsafe utility disconnected or its use discontinued until the unsafe condition is abated. In addition, the Building Official may order any building, structure or utility which is placed in jeopardy by the unsafe utility to be vacated and/or disconnected, and these shall not be reoccupied or reconnected until declared safe by the Building Official. It shall be unlawful for anyone to mark any unsafe utility, as herein defined, with any type markings or tags declaring them to be unsafe, except as authorized by the Building Official.

105.4 Demolition or Securing by the City. If the owner and/or occupant of an unsafe building, structure or utility fails to perform the repairs, rehabilitation, securing or removal required by an order within the time specified therein or any extension of time to comply with said order, the Building Official may, as set forth in this Section, cause the demolition or securing of the unsafe building or structure.

105.4.1 Procedure for Demolition or Securing by City. Upon the failure of the owner or legally responsible person of a building or structure to make any building or structure safe after the issuance of an order, the Building Official:

1. May obtain competitive bids for the securing or demolition of the building or structure.
2. May, upon receipt of bids, issue a notice of intent to raze or secure the building or structure which shall include the estimated cost of demolition or securing plus a fee not to exceed 25% of the cost of demolition or securing, with a minimum of \$100 to cover administrative and other costs. Such notice shall be served personally or by registered or certified mail, return receipt requested, upon the owners of all recorded interests in the property at least 10 days prior to the demolition or securing.
3. If service cannot be obtained upon any party with record interests as provided in subsection 2 above, may post the notice upon the property for 10 days and mail notices to the last known address of each party having a record interest.
4. Ten days after completion of service under subsection 2 or 3 above may proceed with demolition or securing.
5. Upon completion of the demolition or securing, the Agency shall pay the cost and expense of demolition, removal, securing and/or barricading, from any appropriation made available for that purpose, and shall mail a notice of the final cost of demolition or securing and of the intent to file a lien against the property to owners of a recorded interest in the property.

105.4.2 City's Lien. In the event the owner fails to pay the costs as set forth in the notice sent under this Section within 15 days of such notice, the amount shall constitute a lien against the real property upon which the building or structure was or is situated. The Agency shall thereafter certify a statement thereof to the Manager of Finance, who shall assess and charge the same against the property involved and collect the same due, together with interest at the rate established by the law for delinquent real property taxes. The lien created thereby shall be superior and prior to other liens, regardless of date, except liens for general and specific taxes. For purposes of this Code, cost and expense shall include the abatement, demolition, removal, securing, barricading and administrative costs incurred therewith.

105.5 Emergency Demolition or Securing. In the event an emergency should occur wherein the continued use or existence of a building, structure or utility may constitute an immediate hazard to life, health, property or public welfare, the Building Official may order and/or cause the building, structure or utility to be demolished, removed, disconnected, secured or barricaded at once by any means available to the Agency. When feasible, the Building Official shall attempt to give notice, by any means, to the owner of the building, structure or utility prior to taking

any action. Cost and expense of demolition, removal, securing or barricading, if borne by the City, shall be recovered as provided for in this Section.

105.6 Emergency Barricades. If any building, structure or utility is declared a hazard to life or safety of persons using a public way, the public way shall be provided with barricades to prevent public use. The barricades shall be erected on order from the Building Official. Recovery of cost and expense, if borne by the City, shall be made as provided for in this Section.

SECTION 106

ALTERNATE MATERIALS, DESIGN AND METHODS OF CONSTRUCTION AND EQUIPMENT

106.1 General. The provisions of this Code are not intended to prevent the installation of any material or to prohibit any design or method of construction not specifically prescribed by this Code, provided that any such alternate has been approved by the Building Official. Any alternate material, design or method of construction may be approved where the Building Official finds that the proposed design is satisfactory and is, for the purpose intended, at least the equivalent of that prescribed in this Code.

106.2 Application for Review. The Building Official shall consider the approval of an alternate material, design and/or method of construction or equipment only upon submission of a formal application. Information included on the application shall be that required by the Building Official and this Code.

106.2.1 Application Requirements. When a construction material, assembly, fixture, device, utility or other article different from that provided for in this Code is proposed for use, the application shall include plans, specifications, details, test data, samples and literature from approved sources, as deemed necessary by the Building Official.

106.2.2 Testing Requirements. Whenever there is insufficient evidence of compliance with the provisions of this Code, or evidence that a material or method does not conform to the requirements of this Code, or in order to substantiate claims for alternative materials or methods, the Building Official shall have the authority to require tests as evidence of compliance to be made at no expense to the City. Test methods shall be as specified in this Code or by other recognized standards. In the absence of recognized and accepted test methods, the Building Official may approve the testing procedures. Reports of such tests shall be retained by the Building Official for the period required for retention of public records.

Test must be conducted by a testing laboratory or agency approved by the Building Official. The testing laboratory or agency shall provide listing, labeling and follow-up inspection services. A copy of the testing laboratory or agency approval report or the test report shall be submitted to the Building Official for consideration as part of an application.

106.2.3 Application Fee. Applications for alternate materials shall be accompanied by a fee as established by the Building Official, payable to the Manager of Finance, City and County of Denver, and shall be paid in the office of the Agency. No fee shall be required for alternate design and/or method of construction or equipment processed in conjunction with plan review fees applicable in accordance with Section 138 of this Code.

106.2.4 Decision. The Building Official shall notify the applicant in writing of the decision about the application for any such alternate methods, materials or equipment. No application shall be approved unless the Building Official finds that the proposed design is satisfactory and that the alternate is, for the purpose intended, at least the equivalent of that prescribed in this Code.

106.3 Review and Renewal. Each approved material, method or equipment shall be subject to a review and renewal of the approval by the Building Official every 3 years. The fee for each review shall be established by the Building Official.

SECTION 107

PROHIBITIONS, VIOLATIONS, PENALTIES AND REMEDIES

107.1 Prohibitions. It shall be unlawful for anyone to do or cause to be done any act or allow a condition to exist that violates or is contrary to the provisions of this Code, any other code, ordinance or rule and regulation promulgated thereunder which is enforced and administered by the Agency, and without limitation to the foregoing:

- 1. Alternate Methods, Materials or Equipment.** It shall be unlawful for anyone to use any method, material or equipment as an alternate to the methods, materials or equipment permitted by this Code without first obtaining approval in the manner herein provided.
- 2. Licensing, Certificate and Registration.** It shall be unlawful for any person to perform any work on any building or utility without first obtaining a license, certificate or registration in accordance with the requirements of this Code, except that the owner of a residential dwelling, where authorized under Section 131 of this Code, who obtains a permit for the work being performed, need not be licensed, certified or registered.
- 3. Licensing, Certificate and Registration Holder Responsibility.** It shall be unlawful for any license, certificate or registration holder to violate any of the responsibilities enumerated in this Code.
- 4. Permits.** It shall be unlawful for any person to perform or cause to perform any work on any building, structure or utility without first obtaining a permit for such work from the Agency in accordance with this Chapter.
- 5. Certificate of Occupancy.** It shall be unlawful for anyone to occupy a new building or structure or change the occupancy of any building or structure without first having obtained a Certificate of Occupancy from the Agency as required by the provisions of this Code. A Certificate of Occupancy will not be required for remodeling or additions, unless there is a change of occupancy.
- 6. Unsafe Building, Structure or Utility.** It shall be unlawful for any person to maintain or permit to be maintained any building, structure or utility which is unsafe as defined in this Code. These provisions shall apply to buildings, structures or utilities that are new, existing, under construction, altered or demolished.
- 7. Enter, Occupy or Inhabit an Unsafe Building or Structure.** It shall be unlawful to enter, occupy or inhabit any unsafe building or structure posted in accordance with the provisions of Section 105.
- 8. Removal of Danger Sign(s).** It shall be unlawful to remove or deface a sign required by Section 108, without specific approval from the Building Official.
- 9. False Information.** It shall be unlawful to furnish the Agency any false information in any application for a license, certificate or permit required by this Code, or during the course of an investigation conducted by the Agency to enforce this Code.
- 10. Operate or Maintain Unsafe Utility.** It shall be unlawful for any person to operate or maintain an unsafe utility or reconnect the power or fuel supply to any utility declared by the Building Official to be unsafe, and to which a City warning tag has been attached as provided for in Section 105 of this Code. The owner

and occupant of any building or structure containing an unsafe utility to which a City warning tag has been attached, who has notice that the utility has been declared unsafe and so tagged by the Building Official, shall not permit said utility to be operated and shall take whatever steps are necessary to insure that the utility is not operated.

11. Removal of City Warning or City Danger Tag. It shall be unlawful for any person to remove a City warning or danger tag attached to any utility as provided for in Section 105 of the Code.

Exception:

A properly licensed contractor with a permit may remove a City warning tag for purposes of repair of the equipment. Permission shall be obtained from the Building Official prior to removal of the City warning tag.

12. Conspiracy. It shall be illegal for any person to act with another for the purpose of evading requirements of this Code.

107.2 Violation. Whenever, by the provisions of this Code, any act is prohibited, or whenever any regulation, dimension or limitation is imposed on the erection, alteration, maintenance or occupancy of any building, structure or utility, each failure to comply with provisions of this Code shall constitute a violation. Each day on which a violation exists shall constitute a separate offense and a separate violation.

107.3 Penalties. Whenever, in any Section of this Code, or any Section of a Policy, Rule or Regulation promulgated thereunder, the performance of any act is required, prohibited or declared to be unlawful, and no definite fine or penalty is provided for a violation thereof, any person convicted of a violation of any Section shall, for each offense, be fined, imprisoned or both fined and imprisoned within the limits established by Section 1-13 of the Denver Revised Municipal Code. The suspension or revocation of any license, certificate, permit or other privileges conferred by the City shall not be regarded as a penalty for the purpose of this Code.

107.4 Remedies. In the event any building, structure or utility is erected, constructed, reconstructed, altered, repaired, converted, demolished, moved, maintained or used in violation of this Code, the City or any proper person may institute an appropriate action or proceedings to prevent the unlawful erection, construction, reconstruction, alteration, repair, conversion, maintenance or occupancy, and to restrain, correct or abate such violation, or to prevent the occupancy of said building, structure or land. The imposition of any penalty thereunder shall not preclude the City or any proper person from instituting any appropriate action or proceeding to require compliance with the provisions of this Code, and with administrative orders and determination made thereunder.

107.4.1 Recording of Notice or Order with Clerk. When the Building Official determines that a violation of this Code is consistent with Agency policies and warrants recording based on the nature of or circumstances concerning the violation, the Building Official may record any notice or order based on the violation in the real property records of the clerk and recorder. When the condition upon which the notice or order was based has been corrected, the Building Official shall record a release of the notice or order.

**SECTION 108
BOARD OF APPEALS**

108.1 Creation. There is hereby created a Board of Appeals (the “Board”), which shall consist of 6 members and 3 alternates appointed by the Mayor. The Board shall be comprised of the following persons:

1. One professional engineer registered in the State of Colorado.

2. One architect licensed in the State of Colorado.
3. One person who is the holder of a City Building Contractor Class A, B or C license.
4. One Preservationist with expertise in preservation of historic buildings and structures.
5. Two citizen members who are not associated with the building industry.

Two alternates shall be a professional engineer registered in Colorado and an architect licensed in Colorado, respectively. A third alternate shall be a citizen not associated with the building industry. Alternates may appear at all meetings and shall be allowed to vote even if not filling a temporary vacancy.

108.2 Secretary. There shall be a Secretary of the Board, furnished by the Agency. The Secretary shall be the custodian of the records, shall conduct official correspondence of the Board and generally be responsible for clerical work of the Board. The Secretary shall be present at all meetings and shall present all relevant information regarding appeals to the Board, including the application and other information submitted by the Applicant prior to the hearing. The Secretary shall notify all interested parties regarding matters of the Board.

108.3 Fire Department Representative. The Chief of the Fire Prevention Division, or his authorized representative, shall be an ex-officio member to the Board without voting power. Terms of office and remuneration shall not be applicable to this member.

108.4 Terms. As of the effective date of this Ordinance, the members of the Board of Appeals as constituted under the 2011 Amendments to the Building Code for the City and County of Denver shall continue to serve for the unexpired portion of their terms. The Mayor shall appoint Board members and alternates as necessary to fill expiring terms and such terms shall be for 3 calendar years. No member of the Board shall serve more than 3 consecutive full terms or a total of more than 9 consecutive calendar years. Any vacancy that occurs in the Board shall be filled by the Mayor for the unexpired term of that Board member. Board members may be removed only for cause upon written charges.

108.5 Procedures – Meetings – Quorum.

108.5.1 Regular Meetings. Regular meetings shall be held once each month, or as often as may be required by the Agency. Four members of the Board shall constitute a quorum at regular meetings.

108.5.2 Special Meetings. Special meetings may be held at the call of the Chairman and at such times as the Board shall determine. The Board, the Building Official or an appellant may request a special meeting. Any special meeting held at the request of an appellant shall be paid for by the appellant in an amount set forth by the Building Official. Four members of the Board shall constitute a quorum at special meetings.

108.5.3 Business Meetings. Business meetings of the Board may be called by the Chairman of the Board.

108.5.4 Notice. Public notice shall be given of all meetings and all meetings shall be open to the public except executive sessions or business meetings. Due notice of all meetings shall be given by the Secretary to all parties in interest, including the Agency. The Agency shall be permitted to intervene, for and on behalf of the City, in all public meetings.

108.5.5 Oath/Subpoena. The Chairman may administer oaths, accept affirmations and compel the attendance of witnesses. A failure or refusal to appear in response to a subpoena issued by the Board shall constitute a violation of this Code.

108.5.6 Agency/Interested Party. At any public meeting a representative of the Agency, Fire Department and any other interested party may appear in person, by agent or by attorney, offer evidence and testimony

and cross-examine witnesses. All evidence and testimony shall be presented publicly. The Board may take judicial notice of facts to the same extent and in the same manner as courts of record and may consider relevant facts within the personal knowledge of any member of the Board that are stated into the record by such member.

108.5.7 Recording. All meetings before the Board shall be recorded either by electronic means or by a Certified Court Reporter.

108.6 Powers and Duties of the Board.

108.6.1 Rules and Procedures. The Board shall adopt Rules and Procedures governing all proceedings before it consistent with the provisions set forth herein. The rules and regulations shall include proper procedures for applying to the Board, contents of the application and time allotted for each case.

108.6.2 Powers. Subject to the limitations enumerated herein, the Board shall have and may exercise the following powers with respect to this Code:

1. **Administrative Review.** To hear and decide appeals where it is alleged there is error in any order, or decision made by the Building Official in the enforcement of this Code.
2. **Variations.** To hear, grant or deny requests for a variance from the terms of the Code or from an order or decision of the Building Official upon finding that all of the following conditions exist:
 - i. That the applicant properly applied for a variance under Section 109.
 - ii. That, owing to exceptional and extraordinary circumstances, there are practical difficulties or unnecessary hardship involved in carrying out the strict letter of the Code.
 - iii. That the variance will not weaken the general purposes of the Code.
 - iv. That the variance will be in harmony with the spirit and purposes of the Code.
 - v. That the variance will not adversely affect the public health and safety.
 - vi. That the variance will not adversely affect the structural integrity of the building.
 - vii. That the variance will not adversely affect the fire safety of the building.
 - viii. When applicable, that a written request for an extension of a temporary certificate of occupancy was filed at least 30 days prior to the expiration of any temporary certification of occupancy when applicable.
3. **Alternate Methods and Materials.** To hear and decide appeals from the Building Official denial of an application for alternate materials and methods of construction and equipment under Section 106 herein, only after the applicant has obtained an approval or certified test results from an approved testing agency. All relevant information and documentation shall be submitted to the Board prior to the hearing. The decision of the Building Official shall not be overturned unless the Board shall find that all of the following conditions exist:
 - i. That the applicant properly applied under the terms of Section 106.
 - ii. That the proposed design is satisfactory and that the alternate is, for the purpose intended, the equivalent of that prescribed in this Code.
 - iii. That the proposed alternate will not weaken the general purposes of this Code.

- iv. That the proposed alternate will be in harmony with the spirit and purposes of this Code.
- v. That the proposed alternate will not adversely affect the public health and safety.
- vi. That the proposed alternate will not adversely affect the structural integrity of the building.
- vii. That the proposed alternate will not adversely affect the fire safety of the building.

4. **Stay of Enforcement.** The Board shall have the power to stay the enforcement of any order issued by the Building Official unless the Building Official certifies that, based on facts stated in the request, a stay of the order would cause imminent peril to life or property. A stay shall not constitute a variance, and shall be personal to the applicant, not transferable, and subject to the terms and conditions imposed by the Board.

108.6.3 Additional Powers. The Board shall have and exercise the powers hereinafter set forth in connection with Chapter 10 of the Revised Municipal Code. In the exercise of its powers, the Board may reverse or affirm, wholly or partly, or may modify the order, requirement, decision or determination as ought to be made, and, to that end, shall have all the powers of the officer or department from whom the appeal is taken. Notwithstanding the above and any other part of this Section, the Board shall not have these powers with respect to Articles I, IV, V, and VIII of Chapter 10; additionally, the Board shall not have the power to grant variations with respect to Article XIII of Chapter 10.

- 1. **Administrative Review.** To hear and decide appeals where it is alleged there is error in any order, requirement, decision or determination made by an administrative official in the enforcement of Chapter 10 of the Revised Municipal Code.
- 2. **Variations.** To authorize, upon appeal in specific cases, such variations from the terms of Chapter 10 of the Revised Municipal Code, subject to terms and conditions fixed by the Board, as will not be contrary to the public interest where, owing to Exceptional and extraordinary circumstances, literal enforcement of the provisions of Chapter 10 of the Revised Municipal Code would result in unnecessary hardship. Every variation authorized hereunder shall not be personal to the applicant therefore, but shall not be transferable and shall run with the land. No variation shall be authorized hereunder unless the Board shall find that all of the following conditions exist:
 - i. That the use proposed by the applicant is a permitted use in the zoning district applicable to the subject land.
 - ii. That literal enforcement of Chapter 10 of the Revised Municipal Code would preclude a reasonable development of the land of the applicant for the use proposed.
 - iii. That the development of the land proposed by the applicant would not be such as to defeat the purpose of Chapter 10 of the Revised Municipal Code.
 - iv. That the development proposed by the applicant is the minimum development which would be needed to secure for the applicant from the land a reasonable return in service, use or income.
 - v. That the development proposed by the applicant would not result in damage to neighboring properties or public lands.

108.6.4 Decision of the Board. In the exercise of the powers described above, the Board may reverse or affirm a decision, grant or deny a variation, reverse, affirm or modify an order, impose conditions or requirements,

as deemed necessary; or hold cases in abeyance until proper information needed by the Board is supplied. Decisions shall be filed with the Agency as a matter of public record.

The concurring vote of a majority of those present and voting shall be necessary to decide any matter upon which the Board is required to pass under this section of this Code. The Board shall issue a written decision, based on evidence presented at the public meeting, setting forth the necessary findings of fact and the final decision of the Board. A copy of this decision shall be mailed by the Secretary to all interested parties who received notice under this Section, including the Building Official. The Board may order that a copy of the decision be recorded in the office of the Denver Clerk and Recorder.

108.7 Limitations of Powers. The Board of Appeals shall have no authority to review administrative decisions or grant variances to the provisions of Chapter 1 of this Code except where specifically allowed herein.

Any determination or order of the Building Official shall be presumed to be correct until evidence is introduced that would support a contrary determination.

Every decision of the Board shall be based upon findings of fact and every finding of fact shall be supported in the record of its proceedings. The enumerated conditions required in any matter upon which the Board is authorized powers under Chapter 10 of the Revised Municipal Code or to effect any variations in Chapter 10 of the Revised Municipal Code shall be construed as limitations on the power of the Board to act. A mere finding or recitation of the enumerated conditions unaccompanied by findings of specific facts shall not be deemed findings of fact and shall not be considered compliance with Chapter 10 of the Revised Municipal Code.

Nothing contained in this article shall be construed to empower the Board to change the terms of Chapter 10 of the Revised Municipal Code or to effect changes in any map incorporated therein. The powers of the Board shall be so construed that the intent of Chapter 10 of the Revised Municipal Code and the maps incorporated therein are enforced.

108.8 Compensation. Each member of the Board shall receive compensation, as set forth by the Building Official, for each meeting attended regardless of number or type of cases heard.

SECTION 109 APPEALS

109.1 Method of Application and Fee. Prior to action by the Board, an application shall be filed with the Agency on a form providing the necessary information required by the Board. An appeal shall not be considered unless filed with the Agency at least 15 days prior to the meeting. Upon filing the application, a fee set by the Building Official shall be paid to the City. All checks shall be made payable to the Manager of Finance, and shall be paid in the office of the Agency. This fee is not refundable.

109.2 Grievance. Any person or city agency aggrieved by a decision of the Building Official; any person or city agency claiming practical difficulties or unnecessary hardships in complying with the strict letter of the Code or Chapter 10 of the Revised Municipal Code, may, within 30 days of the date of notice of such decision or order, appeal the decision or order by filing an application for appeal with the Board.

Exception:

Appeals of notices issued under Section 105.5, where such notice is personally served or delivered by overnight mail, shall be made within 10 days of the delivery of such notice or the refusal to accept such notice.

109.3 Unsafe Condition. Whenever the owner, or legally responsible person, of a building, structure, utility or other condition determined to be unsafe by the Building Official does not agree with the terms of the issued order for abatement, the owner shall have the right to appeal to the Board within 30 days from the date of said order. In the appeal, the owner shall state how the owner proposes to make the building, structure, utility or other condition safe and, if required by the Board, the owner shall submit detailed engineering analysis or recommendations, accompanied by plans and specifications prepared by a Colorado licensed Architect or Colorado registered Professional Engineer, as prescribed in this Code. The Board may require substantiating data concerning the removal or other remedial steps to be taken to render the building, structure, utility or other condition safe.

109.4 Hazard. In any matter in which an order or notice relating to an unsafe building or structure is appealed, the Building Official may certify to the Board that the building or structure could become an imminent hazard, in which case the Board shall schedule a meeting within 3 work days to hear said appeal.

SECTION 110

APPEALS FROM DECISIONS OF THE BOARD

110.1 Procedure. Any person subject to a decision of the Board may have that decision reviewed in the manner provided by the Colorado Rules of Civil Procedure. The Board shall not be required to return the original papers acted upon by it, but shall return copies thereof. The returned copies shall concisely set forth other pertinent facts and material to the decision appealed and shall be verified.

110.2 Effect of Appeal. The issuance of a writ on a petition hereunder shall not stay proceedings upon the decision appealed; but the court, on application after notice to the Board and on due cause shown, may grant a restraining order.

110.3 Transcript Costs. Whenever a transcript is demanded by the person taking the appeal, or when a transcript is furnished by the Board pursuant to court order, the cost of preparing the transcript of proceedings shall be borne by the appellant, in the amount not less than \$200.00.

SECTIONS 111 THROUGH 119 ARE RESERVED.

SECTION 120

LICENSING, CERTIFICATION, REGISTRATION

This Chapter provides for the licensing of contractors, the certification of supervisory personnel, and requirements for licensure and registration. Fire Department requirements for licensure are enumerated in the Administrative Section of the International Fire Code Amendments (IFCA). There shall be various classes of certificates, licenses and both plumbing and electrical registrations, with qualifications as set forth by the Building Official per policy, and the holder thereof shall be authorized to perform work as set forth by this Code and the Building Official.

SECTION 121

LICENSES OR REGISTRATION

121.1 Definitions.

1. A license is authority granted by the City to a person, agency or political entity, after satisfying requirements for licensure as set forth by the Building Official, to perform the work authorized by the license.

2. A registration is authority granted by the City to an electrical or plumbing contractor registered by the State of Colorado to perform the work authorized by said registration. In this Code the term License or Licensee shall pertain to both Licenses and Registrations unless registration is separately enumerated.

121.2 Licenses or Registration Required. Licenses shall be required for all types of work described in this Chapter or by policy. Plumbing contractors shall be licensed by the Building Official and shall have a master plumber license issued by the State of Colorado as the licensee or a full time employee of the contractor shall be registered as a master plumber. Electrical contractors registered by the State of Colorado shall also register with the Agency. Electrical registrants are required to comply with all the requirements of this Code.

Exceptions:

1. Public utility companies will not be required to obtain licenses when engaged in the installation, operation and maintenance of their equipment used for the production, generation or distribution of the utility, product or service through the facilities owned or operated by the utility company to the point of customer service.
2. Work performed by an owner and occupant of a single family dwelling and U Occupancies when work is performed under a permit authorized by Section 131.3.

121.3 Application. Every applicant for a license shall fill out a form provided by the Agency. The name of the certified supervisor shall appear on the license application. The applicant shall be notified of the action taken on the license application by the Agency. If the application is approved, the applicant shall procure the license within 90 days of notification. Failure of the applicant to procure the license shall require the filing of a new application. If the application for license is disapproved by the Building Official, the applicant may appeal to the Board of Appeals in the manner provided for in this Code.

121.4 Certified Supervisor Required. Where indicated in this Code, each licensee shall be required to have in his/her employ a supervisor who holds a Supervisor Certificate of Qualification for that particular license. The license shall be valid only as long as the named supervisor remains in the employ of the licensee in an active, full-time capacity. "Active, full-time capacity" shall mean that the supervisor shall be available at the local office of the company, at home or at the job site within a reasonable period of time. The supervisor shall take an active role in supervising and reviewing all work performed and materials used by the company in the process of construction. If the supervisor should leave the employ of the licensee, the licensee shall notify the Building Official within 3 working days after the termination. Failure of the licensee to notify the Building Official shall be cause for suspension or revocation of the license. The licensee shall be required to obtain a certified supervisor within 30 working days after the date the supervisor leaves the employ of the licensee. If a supervisor is not obtained within the 30-working-day period, the license shall be deemed suspended until the supervisor is obtained and the Building Official is notified.

1. **Individual.** If the licensee is an individual, the licensee also may qualify as the Supervisor for that license, after examination.
2. **Not Required.** Electrical and plumbing contractors shall not require a certified supervisor.

**SECTION 122
CERTIFICATES**

122.1 Definition. A Certificate of Qualification is authority to perform certain skills and is issued by the Building Official on the successful completion of an examination. This certificate is not transferable. The term "Certificate" means Certificate of Qualification.

122.2 Certificate Application. Every applicant for a Certificate shall be required to complete a form provided by the Agency.

122.3 Examinations. All applicants for a Certificate shall pass a written examination with the exception of those who apply for a Construction D Supervisor Certificate. Such applicants shall be examined for experience and training by a standard procedure established by the Building Official. If an applicant who has successfully passed the examination given by the Agency fails to procure this Certificate within 90 days of notification, the Certificate shall be declared null and void and a new application shall be filed.

122.4 Reciprocal Certificate. Certificates issued by other jurisdictions are not valid in the City, however the Building Official may accept the examination results of the issuing jurisdiction as equivalent when requested, as part of a completed application with supporting documents, and required application fees.

122.5 Certified Supervisors, Journeymen and Operators. All Supervisors, Journeymen and Operators required by this Code shall be examined by the Agency, and if qualified, shall be issued a Supervisor, Journeyman or Operator Certificate of Qualification. The Certificate holder shall be entitled to perform and supervise the work in the particular skill for which he/she is certified. This Certificate is personal to that holder and shall not be construed to be a license. The Certificate holder shall actively supervise the workmen of the licensee by whom he/she is employed in accordance with this Code.

SECTION 123

APPRENTICES AND TRAINEES

123.1 General. This Section shall govern the crafts listed in this Chapter where a Journeyman Certificate holder is required.

123.2 Requirements. Apprentices and trainees shall not be required to possess a Certificate, but shall be permitted to work as prescribed in other Sections of this Chapter.

123.3 Definition.

1. An "apprentice" shall mean any person who has entered into an apprentice agreement which provides for participation in a program of training through employment and education in related and supplementary subjects.
2. A "trainee" shall mean any person working at the trade under the direct supervision of a certified Journeyman or Supervisor.

123.4 Work. An apprentice or trainee may perform any work which is distinctive to a specific craft, but only under the direction and supervision of a Certified Supervisor or Journeyman of the craft, during working hours. Persons working on tasks not distinctive to any specific craft shall not be classed as an apprentice.

123.5 Employment of Apprentices. Contractors may employ apprentices or trainees for the licensed crafts or trades. The ratio of apprentices and trainees to Journeyman or Master Electrician employed shall not exceed one apprentice trainee to one Journeyman or Master Electrician. The ratio of plumbing apprentices or trainees shall be 3 apprentices or trainees to one Master Plumber or Journeyman.

123.6 Employer. All apprentices or trainees shall be in the employ of the licensed crafts where Journeymen Certificate holders are required.

SECTION 124

EXAMINATION STANDARDS AND REVIEW

124.1 Examination Standards. The Building Official shall establish minimum standards for the education and experience, and develop standards for the examination of applicants for licenses and certificates. The standards shall be consistent with the purpose of this Code, which is to provide for the public health, safety and welfare to the extent that those persons examined are to be found qualified in terms of their skills, Building Code knowledge, practical experience and knowledge of pertinent laws to perform the construction work for which they may be certified. The Agency shall examine applicants in the areas of this Code applicable to the type of license, certificate, technical knowledge, and specific skills.

124.2 Citizen Review Board. The Building Official may establish an examination standards Citizen Review Board to review and monitor the examination testing criteria. The Citizen Review Board members shall be representatives of the various segments of the construction industry, which are pertinent to the specific certification examinations.

124.3 Standards Review. The Standards shall be reviewed by the Building Official as required to maintain currency with changes in the Code and building construction practices.

SECTION 125

RENEWAL, REISSUANCE, CHANGES AND FEES

125.1 Renewal and Expiration. Licenses and certificates shall be renewed every 3 years and expire on the date specified on the certificate. However, plumbing licenses shall be renewed every 2 years. No work shall commence or continue after the date of expiration.

125.2 Reissuance.

125.2.1 Licenses. The Building Official may reissue an expired license without the filing of a new application, provided that the reissuance is accomplished within one year after the license has expired.

125.2.2 Certificates The Building Official may renew an expired certificate, provided that the renewal is accomplished within the limits set forth herein.

1. The certificate may be reissued without submission of a new application, provided that such reissuance is accomplished within one year of expiration of the original certificate.
2. If the certificate holder reapplies within 3 years of the date of expiration of the original certificate, a new certificate examination shall not be required.
3. If the certificate holder applies more than 3 years after expiration, a new certificate application and examination shall be required.

125.3 Changes.

125.3.1 Change of Name. The change of name by a licensee or registrant shall be reported to the Agency within 15 days after making the change, on a license application provided by the Agency. An application fee as established by the Building Official shall be required.

125.3.2 Change of Address. A change of address of a licensee or registrant shall be reported to the Agency within 15 days after making the change.

125.3.3 New Licenses Required. A new license or registration shall be obtained within 30 days after the creation of a new legal entity, even if one or more of the members, officers or directors have a license or are registered, on a license application provided by the Agency.

125.3.4 Dissolution. The dissolution of a corporation, partnership or other legal entity, which has been licensed or registered, terminates the license or registration and no person may operate under that license or registration.

125.4 Fees. Licenses and Certificates of Qualification fees shall be set forth by the Building Official and paid every 3 years to the Agency.

Exception:

The certificate fees for employees of the City shall be waived when performing work for the City or when employed by the Agency.

125.4.1 Fee Refund. Licenses and Certificate fees shall not be refundable.

SECTION 126

LICENSEE, REGISTRANT AND CERTIFICATE HOLDER RESPONSIBILITY

126.1 Licensee Responsibility. Licensees shall be responsible for performing all work in conformity with the provisions of the Code, including, but not limited to, the following items:

1. To report in writing to the Building Official, within 3 working days, any accident occurring on any construction which results in injury or damage to the building, structure or utility, and any accident occurring during demolition.
2. To provide minimum safety measures and equipment to protect workmen and the public.
3. To present the license card when requested by the Agency.
4. To employ a full-time qualified supervisor certified in accordance with the requirements of this Code.
5. To employ qualified journeymen certified in accordance with the requirements of this Code.
6. To obtain a permit when required prior to commencing work.
7. To hire licensed subcontractors for those trades that require a City and County of Denver license.
8. To faithfully construct, without departure from drawings and specifications filed and approved by the Agency and permit issued for same, unless changes are approved by the Agency.
9. To complete all work authorized by the permit issued under the authority of this Code, unless acceptable cause is indicated to the Building Official.
10. To obtain inspection services where required by this Code.
11. To pay any fee assessed under authority of this Code.
12. To obey all orders or notices issued under the authority of this Code.
13. To provide all vehicles used in the operation of the business with the identification in letters a minimum of 2 inches in height and a color contrasting to the background. The identification shall include the following information:

- A. Name of company.
- B. Business address.
- C. Business telephone.

14. To provide toilet facilities prior to and during construction or demolition.

15. To maintain with the Agency a current mailing address. Any Order, Notice, Summons and Complaint or other Agency communication, whether delivered by personal service or by certified, registered or first class mail sent to that address, shall constitute service.

126.2 Registrant Responsibility. Registered electrical and plumbing contractors shall comply with all provisions of Section 126.1 above and in addition shall respectively comply with all provisions of the Colorado State Electrical Board and Colorado State Plumbing Board.

126.3 Certificate Holder Responsibility. All Certificate holders shall be responsible for performing all work in conformity with the provisions of the Code, including, but not limited to, the following items:

- 1. To have in possession at all times a Certificate.
- 2. Observe the safety requirements of this Code.
- 3. To present a Certificate when requested by the Agency.
- 4. To obtain a permit when required prior to commencing work.
- 5. To faithfully construct, without departure from drawings and specifications filed and approved by the Agency and permit issued for same, unless changes are approved by the Agency.
- 6. To complete all work authorized by the permit issued under the authority of this Code, unless acceptable cause is indicated to the Building Official.
- 7. To obtain inspection services where required by this Code.
- 8. To pay any fee assessed under the authority of this Code.
- 9. To obey all orders or notices issued under the authority of this Code.
- 10. To actively supervise and oversee all work performed by or for the licensee by whom he is employed.
- 11. To maintain with the Agency a current mailing address. Any Order, Notice, Summons and Complaint or other Agency communication, whether delivered by personal service or by certified, registered or first class mail sent to that address, shall constitute service.
- 12. Out of state Certificate holders shall maintain a current local mailing address on file with the Agency and accept all mail so addressed for the duration of the job.
- 13. To notify the Agency within 3 days whenever he/she leaves the employ of licensee.

126.4 Demolition and Moving Liability Insurance. Any person, firm or corporation (“Permittee”) demolishing or moving any building, structure, or utility shall, by means of commercial insurance or self-insurance, procure and maintain insurance coverage to fulfill the insurance requirements set forth by policy. The required insurance coverages shall be kept in force at all times during demolition or moving operations. The insurance coverages set forth in the policy are the minimum requirements, and these requirements do not lessen or limit the liability of the

Permittee. The Permittee shall maintain, as its own expense, any additional kinds or amounts of insurance that it may deem necessary to cover its liabilities. Permittee will submit evidence of required insurance coverage in the form of an ACORD certificate. The City's Risk Management Office may require additional proof of insurance, including but not limited to, policies and endorsements. Additional insurance coverage may be required by the Office of Risk Management for contractors utilizing explosives in their demolition operations.

SECTION 127

SUSPENSION OR REVOCATION OF LICENSE OR CERTIFICATE

127.1 Authority. The Building Official may suspend or revoke a license or certificate when the license or certificate holder commits one or more of the following acts or omissions:

1. Incompetence.
2. Misuse of the license or certificate.
3. Failure to comply with any of the licensee or certificate holder responsibilities as outlined in this Code.
4. Knowingly permit a license or certificate to be used by another person.
5. Act as agent, partner, associate or in any capacity with persons to evade the provisions of this Code.
6. Intentionally fails to perform in accordance with any written contract to perform work, which is regulated by this Code.
7. Creates, as a result of work performed, an unsafe condition as defined by this Code.
8. Intentionally or fraudulently misrepresents the condition of any structure or utility, or the requirements of this Code.
9. Repeatedly or willfully violates or disregards any of the provisions of this Code or repeatedly fails to obey orders of the Building Official.
10. Threatens or assaults any representative of the Agency.
11. Fails to pay any administrative penalty issued under Chapter 2, Article XII, Denver Revised Municipal Code, when due.
12. Receives a conviction or judgement by a court having competent jurisdiction of the license or certificate holder for negligence, a felony, or civil or criminal fraud, constructive or actual.

127.2 Procedure. When any of the acts or omissions enumerated herein is committed by a license or certificate holder and the Building Official deems that the license shall be suspended or revoked, the action shall be as follows:

1. **Notification.** The Agency shall send written notice to the license or certificate holder, by certified mail or by personal service, identifying the acts of omission and indicating that the license or certificate will be suspended or revoked. The written notice shall advise the license holder that a "Request for Hearing" may be initiated as outlined herein.
2. **Request for Hearing.** Upon receipt of the notice, the license or certificate holder may request a hearing with the Executive Director of CPD to show cause why the license should not be suspended or revoked. This request shall be submitted in writing to the Building Official within 7 days of receipt of the notice.

3. **Time of Hearing.** If a hearing is requested by the license or certificate holder, the Building Official shall notify the holder of the time, date and place of the hearing. Suspension or revocation of the license shall be stayed pending the hearing.
4. **Attendance.** The license or certificate holder, the Building Official and other interested parties may be in attendance at the hearing. In the event the license or certificate holder fails to appear, the license or certificate shall be suspended or revoked by the Building Official. Upon completion of the hearing, the Executive Director of CPD shall take under advisement all evidence available as a result of the Agency's investigation and all evidence presented at the hearing, and shall give written notice of the findings and ruling to the license or certificate holder by certified mail or personal service. The Executive Director of CPD may appoint a hearing officer to conduct the hearing. Final decision shall be rendered by the Executive Director of CPD.
5. **Suspension or Revocation.** Unless the license or certificate is being suspended or revoked under the emergency provisions of this Section, the suspension or revocation shall take effect:
 - A. Seven (7) days after receipt by the license or certificate holder of the initial notification, unless a hearing is requested.
 - B. Upon the return by the U.S. Postal Service of the initial notification as undeliverable or refused at the address maintained by the license or certificate holder with the Agency.
 - C. If a hearing has been requested, which resulted in the affirming of the Building Official's decision to suspend or revoke the license or certificate, upon receipt by the Agency of the Executive Director's decision.
6. **Right to Appeal.** Any final decision by the Executive Director of CPD may be reviewed in the manner provided by the Colorado Rules of Civil Procedure.

127.3 Emergency Suspension or Revocation. If the Building Official finds that cause exists for emergency suspension or revocation of a license or certificate, and that continued work under the license or certificate could be hazardous to life or property, he/she may enter an order for the immediate suspension or revocation of the license or certificate, pending further investigation. The license or certificate holder may request a hearing, as outlined in this Section, and such hearing shall be granted within 24 hours. The suspension or revocation is not stayed while the hearing is pending.

127.4 Term of Suspension or Revocation. The Building Official may suspend a license or certificate for up to one year. A license or certificate revoked by the Building Official shall not be eligible for reapplication for a period of five years.

SECTIONS 128 THROUGH 129 ARE RESERVED.

SECTION 130 PERMITS AND INSPECTIONS

130.1 Permits Required. No person, business, corporation, agency or public, private or governmental institution shall erect, construct, enlarge, remodel, alter, repair, move, improve, remove, convert, demolish or change the occupancy of any building, structure or utility, or perform any other work regulated by this Code, or cause the same to be performed, in the City, without first having obtained a permit from the Agency for the specific work to

be performed. This permit shall be displayed or available on the job site at all times. The issuance of a permit or the approval of drawings and specifications shall not be construed to be a permit for, nor an approval of, any violation or deviation from the provisions of this Code or other ordinances, laws, Rules or Regulations. The Agency shall take any action it deems necessary to ensure that all work performed meets all requirements of this Code.

130.2 Inspections Required. All work for which a permit is required shall be subject to inspection by the Agency and all such work shall remain accessible and exposed for inspection until approved by the Agency. In addition, certain types of construction shall have continuous inspection as specified in Section 141. Approval as a result of an inspection shall not be construed to be an approval of a violation of the provisions of this Code or of any other City ordinances. Inspections presuming to give authority to violate or cancel the provisions of this Code or of other ordinances shall not be valid. It shall be the duty of the permit applicant to cause the work to remain accessible and exposed for inspection. Neither the Agency nor the City shall be liable for expense entailed in the removal or replacement of any material required to allow inspection. A survey of the lot may be required by the Agency to verify that the structure is located in accordance with the approved plans.

130.3 Exempted Work. The following construction is exempt from the permit requirements of this Code. Exemption from this Code shall not be deemed to grant authorization for any work to be done in any manner that violates the provisions of this Code or any other laws or ordinances of the City. Wastewater Management, Zoning Administration and Fire Department permits may be required.

1. One-story detached accessory buildings or structures used as tool and storage sheds, playhouses and similar uses, not to exceed 200 square feet (11 m²) of projected roof area and a maximum height of 8 feet above finished grade.
2. Fences of any type not over 4 feet (1220 mm) high. Posthole-dug fences up to 8 feet (2440 mm) high, such as chain link, cedar pine, redwood and wrought iron.

Exception:

When the fence is for a structure that is a designated structure for preservation or is located in a district designated for preservation pursuant to Chapter 30, Denver Revised Municipal Code, a building permit and approval from the local preservation authority shall be required.

3. Oil derricks.
4. Nonfixed and movable fixtures, cases, racks, counters and partitions not over 5 feet 9 inches (1750 mm) high.
5. Retaining walls which are not over 4 feet (1220 mm) in height measured from the bottom of the footing to the top of the wall, unless supporting a surcharge or impounding Class I, II or III-A liquids.

Exception:

When the retaining wall is for a structure that is a designated structure for preservation or is located in a district designated for preservation pursuant to Chapter 30, Denver Revised Municipal Code, a building permit and approval from the local preservation authority shall be required.

6. Water tanks supported directly upon grade where the capacity does not exceed 5,000 gallons (18,930 L) and the ratio of height to diameter or width does not exceed 2 to 1.

7. Sidewalks and driveways less than 30 inches (760 mm) above grade, not over any basement or story below and not part of an accessible route. Uncovered decks less than 30 inches above grade and accessory to one and two family dwellings and townhomes.
8. Painting, papering, tiling, floor coverings, countertops, carpeting, cabinets, curtains, drapes and similar decoration items except those items regulated by Chapter 8, IBC.
9. Temporary motion picture, television and theater stage sets or scenery.
10. Window awnings supported by an exterior wall of one and two family dwellings, townhomes or Group U Occupancies when projecting not more than 54 inches (1370 mm) over privately owned property.
11. Prefabricated swimming pools accessory to one and two family dwellings or U Occupancies in which the pool walls are entirely above the adjacent grade and when utilities are provided.
12. Public utility: Construction, repair or maintenance of public utility equipment and facilities used in the distribution of their utility. This exemption includes buildings whose primary function is to house utility distribution or signal control equipment and not intended for human occupancy.
13. RTD: Traction power substations, signal/communication relay stations and associated conduit and wiring for the operation of the light rail and commuter rail lines, the installation of the light rail and commuter rail tracks and associated light rail passenger platforms-on RTD right-of-way.

Exceptions:

1. Construction of commuter rail platforms and any amenities including, but not limited to, canopies and driver relief stations, along with ramps, stairways, lifts, elevators and escalators.
 2. Light rail platform amenities including, but not limited to, canopies, and driver relief stations, along with ramps, stairways, lifts, elevators and escalators.
 3. Any retraining walls that support adjacent private or public right-of-way, but not those associated with support of the train system tracks.
14. State and federal governments, their agencies or subdivisions, or contractors constructing improvements for said State and federal governments, their agencies or subdivisions, when constructing improvements to be used by, and maintained entirely and strictly for the operation of said governments.
 15. Replacement of glass not in hazardous locations (see IBC Section 2406.4).
 16. Site development work including grading, water detention/retention ponds and soil erosion control. The Wastewater Division will require permits for this type of work.
 17. Denver Public Schools (D.P.S.): Construction, remodeling or repair of any plumbing or electrical system, except for fire alarm and detection systems, in any portion of a building in which instruction is or will be given by any D.P.S. school as long as such work is permitted and inspected by the State Examining Board of Plumbers or the State Electrical Board.
 18. All plumbing fixture replacement or repair.
 19. Tents, 200 sq. ft. or less and freestanding canopies with a covering of fabric or pliable material 400 sq. ft. (37 m²) or less, open on 3 or more sides.

20. Membrane structures, including tents and canopies of any size, erected for a period of less than 180 days. The Fire Department will require permits for this type of work.
21. Illuminated and non-illuminated signs of the following types do not require a construction permit. Illuminated signs require an electrical permit.
 - a. Cloth signs mounted directly on a wall.
 - b. Wall signs not exceeding 200 sq. ft. (19 m²) in area.
 - c. Ground signs not exceeding 150 sq. ft. (14 m²) in area, or not exceeding 6 feet in height to the top of the sign.
 - d. Arcade signs not exceeding 25 sq. ft. (2.3 m²) in area on each side.
22. Replacement of awning fabrics.
23. Replacement of windows with no structural alterations and no change in size of opening in one and two family dwellings and townhomes.

Exception:

When structure is a designated structure for preservation or is located in a district designated for preservation pursuant to Chapter 30, Denver Revised Municipal Code, a building permit and approval from the local preservation authority shall be required.

24. Swings and other playground equipment.

130.3.1 Mechanical. No mechanical permit shall be required for bath fan installation in existing one and two family dwellings and townhouses, however, electrical and construction permits shall be required. No mechanical permit shall be required for all general repairs and replacements of like units unless the work involves disconnection and reconnection of any of the following:

1. Natural gas line (except replacement of gas valve with like unit).
2. Flue vent from fuel-fired appliance.
3. Refrigerant line.
4. Steam line or hot water line.
5. Safety controls on high pressure boilers.

130.3.2 Electrical. No electrical permit shall be required for:

1. All general replacements of existing electrical appliances and/or apparatus with like units for simple devices such as light switches, receptacles, ceiling fans and other similar devices.
2. General repairs that do not involve altering or changing the electrical system.
3. Reconnection of furnaces and air conditioning units in one and two family dwellings and townhouses.
4. Non-required fire alarm systems in one and two family dwellings and townhouses, however, permits for this type of work shall be issued and inspected by the Fire Department.

5. Low voltage wiring rated for 50V or less, other than that for fire alarm, fire detection, and access control wiring.

Exceptions:

1. Permits are required for any work on emergency engine-generator sets, emergency transfer switches, emergency system feeders and circuits, and emergency system overcurrent devices.
2. Permits are required for any work on fire alarm systems, fire detection systems or automatic fire- extinguishing systems.
3. Permits are required for any work on service entrance equipment.
4. Permits are required for any other work not specifically exempted in Section 130.3.2.

130.3.3 Plumbing. No plumbing permit shall be required for:

1. General repairs in one and two-family dwellings and townhouses that do not alter existing systems, including replacement of like units such as bathroom/kitchen sinks, garbage disposals and water closets.
2. Replacement of sinks, garbage disposals and water closets with like units; faucet and trap replacement or repair in commercial buildings. Permit shall be required for all other plumbing work in commercial buildings.

SECTION 131

PERMIT APPLICATION AND ISSUANCE

131.1 Application. The owner or the owner's agent shall apply for a permit on forms furnished by the Agency. The applicant should exercise care in completing the necessary information, especially addresses, as permits are nontransferable, unless the address change is approved by the Building Official.

Exception:

The Agency may correct minor errors in the address if the change can be made on all copies of the permit and initialed by the inspector.

131.2 Expiration of Application. If no permit is issued within 180 days following the date of application, the application shall expire and plans and other data submitted for review may thereafter be returned to the applicant or destroyed by the Building Official. The Building Official may extend the time for action by the applicant for a period not exceeding 180 days upon approval of written request showing that circumstances beyond the applicant's control have prevented action from being taken. Additional extensions may be granted by the Building Official upon written request. In order to renew action on an application after expiration, the applicant shall submit a new application with the plans and pay a new plan review fee.

131.3 Issuance of Permits. The Agency shall issue permits to perform approved work shown on submitted documents and as specified on the permit when all phases of the project conform to the requirements of this Code, Department of Public Works, Zoning Administration, Environmental Health Inspection Division, Denver Water, Denver International Airport, and Fire Department, the permit form is signed by a contractor licensed under Chapter 1 of this Code, a homeowner(s) applying for a permit under Subsection 131.3.1, or an approved owner or owner's agent applying for a permit under Subsection 131.3.2. Application for permits may be accepted under the following conditions:

1. Homeowner permits for an owner of a single-family home
 - a. **New Construction.** Homeowner(s) can apply for a permit to construct a new single family residence (and may include a garage), when they will occupy the home for at least 12 months after the certificate of occupancy is issued. This homeowner can be issued a construction permit as the owner occupier of the residence. Such homeowner's permits for the construction of a single family dwelling may be issued once in a five-year period to the applicant. Accessory dwelling units are excluded from this provision and must be permitted and constructed by a licensed contractor in the City and County of Denver.
 - b. **Existing Construction.** Homeowner(s) that resides in an existing single family residence (not duplex) can apply for a permit to construct an addition, interior and exterior renovations, or construct a garage. The homeowner must occupy the house for a period of 12 months after the certificate of occupancy is issued. Accessory dwelling units are excluded from this provision and must be permitted and constructed by a licensed contractor in the City and County of Denver.

All work associated with the homeowner's permit, including demolition of a dwelling or Group U occupancy structure, shall be the responsibility of and done by the applicant personally unless otherwise approved by the Building Official. Approved assistance in the work associated with the homeowner's permit shall be done under the supervision of the applicant and the applicant shall be ultimately responsible for the work.

Exceptions:

1. The applicant for a homeowner's permit to perform electrical, heating, cooling or plumbing work shall pass an examination related to the work being performed and shall personally perform the work, unless approved by the Building Official. Upon verification of their State issued electrical or plumbing license, the applicant will not be required to take the homeowner's examination. A helper may assist the homeowner in taking the examination and performing the work with the approval of the Building Official. The helper may not repeatedly act in this capacity for other homeowner's permits.
2. A permit for minor work involving the volunteer services of persons working through a recognized volunteer organization, or of other qualified individuals, may be issued to the owner occupant of a single-family dwelling, or miscellaneous building upon request in writing and approval by the Building Official.
2. The applicant is the owner or owner's agent of a Group R-1, R-2, R-3 or R-4 occupancy building for the purpose of installing battery-operated smoke detectors.
3. The applicant is a licensed contractor for any work to the exterior or common elements of a townhouse or condominium apartment building and with the approval of the Homeowner's Association.
4. The applicant is an owner or owner's agent to establish a new Certificate of Occupancy when no construction work is to be done.
5. Accompanied by evidence of payment of the Systems Development Fee established by the Gateway Regional Metropolitan District and imposed on all land within such District.
6. Accompanied by evidence of the payment of fees established by the Gateway Village General Improvement District and imposed on all land within such District.
7. Accompanied by evidence of payment of any impact fees applicable pursuant to Article III of Chapter 50 of the Denver Revised Municipal Code for properties within the Gateway impact fee area.

131.4 Non-transferable. Permits shall be non-transferable.

Exception:

Permits for improper address issued to the same contractor may be transferred. A processing fee as set forth by the Building Official will be charged. Requests for transferable permits must be made within 30 days of issuance of the original permit.

131.5 Cancellation of Permit by Contractor. The contractor may cancel the permit by notifying the Building Official. To resume work after a permit has been canceled by the contractor the owner shall appoint a new contractor to complete the work and provide a written notice to the Building Official regarding the change of contractor. The new contractor shall obtain a new permit for the work to be completed. An administrative fee as set forth by the Building Official will be charged. Additional administration, plan review and inspection fees may be charged to recover the cost incurred by the Agency.

131.6 Suspension-Cancellation-New Permits.

1. The Building Official may suspend or cancel any permit or may stop the work for any of the following reasons:
 - a. When a permit has been issued in error.
 - b. When the nature, scope or details of a project have been misrepresented to the Agency by the applicant, owner or owner's agent.
 - c. When there is a violation of any provisions of this Code or any City ordinance which the Agency is empowered to enforce.
 - d. When the owner or permit holder has failed to comply with the requirements of the Department of Public Works, Zoning Administration, Landmark Preservation, Public Health Inspection Division or the Fire Department.
 - e. When the continuance of any work becomes dangerous to life or property.
2. Unless otherwise approved by the Building Official, a construction permit may be automatically canceled when:
 - a. Work is not commenced within 60 days from the date of permit issuance.
 - b. Work is suspended or abandoned for a period of 60 days after work is commenced.
 - c. No request for inspection has been made for a period of 60 days.
3. Unless otherwise approved by the Building Official, a demolition permit may be automatically canceled when:
 - a. Work is not commenced within 30 days after the date of issuance.
 - b. Work is suspended or abandoned for a period of 10 days after work is commenced.
4. The Building Official may re-establish a suspended permit within one year of permit suspension, provided that all conditions leading to the suspension are abated, the same series of this Code is in force, and upon payment of a fee as set forth by the Building Official. A suspended permit that is not so re-established shall require submission of a new permit application for consideration, under the series of Code enforced at that time.

5. A canceled permit shall not be re-established, but shall require submission of a new permit application for consideration, under the series of Code enforced at that time.
6. Notice of the suspension or cancellation of a permit for reasons stated in this Section shall be in writing and shall be served upon the holder of the permit, the owner or the person in charge of the work. If the original notice is not served on the owner, a copy of the notice shall be sent to the owner. It shall be unlawful to proceed with any work once the notice is served.

SECTION 132

PERMIT APPLICATION

132.1 General. Submission of an application for permit, including drawings and specifications shall be required for review and approval by the Building Official prior to the issuance of a permit, except as set forth in Subsection 132.2.

132.2 Drawings Not Required. Drawings, specifications and engineering reports need not be submitted in the permit application for the construction, demolition or moving of minor buildings, additions, structures or utilities; or for minor alterations and repairs to existing buildings, structures or utilities when the Building Official is satisfied that the strength, safety, sanitation and fire resistance are adequately described on the permit application, or when he/she is satisfied that such construction, alterations, repair, demolition or moving will not substantially increase the hazard present in a Special Construction Zone.

132.3 New Construction, Additions, Alterations or Repairs. Application for a permit shall be accompanied by the following:

1. Drawings including the information required in this Section.
2. Copies of an engineering report containing studies and test results concerning the hazards present on the building, demolition or moving site when such site is within an area designated as a Special Construction Zone under Article VII, Chapter 10 of the Revised Municipal Code. Each report shall contain adequate information as a result of tests to allow identification of the hazards present, recommendations as to methods of minimizing the hazards during construction and methods for controlling the identified hazards likely to be present after construction. The Public Health Inspection Division and the Fire Department shall approve all reports required by this Subsection before any permit is issued. Construction shall comply with Appendix P.
3. When required by the Building Official, additional drawings shall be submitted for approval.

132.4 Acceptance. Drawings and specifications complying with the provisions of this Code and accepted by the Building Official shall bear the Agency stamp of acceptance. When corrections are required, the Building Official may require that the drawings and specifications be revised and resubmitted for acceptance prior to the issuance of a permit.

132.5 Distribution. One set of accepted drawings and specifications, known as the Contractor's Set, shall be returned to the applicant and shall be posted on the job site until project is completed. One set of accepted drawings and specifications, known as the Record Set, shall remain in the office of the Agency.

132.6 Replacement of Contractor Set. When the approved Contractor's Set is misplaced, the following is required to obtain a copy of the Agency's stamped Record Set of drawings:

1. A copy of the original permit.

2. Payment of an administrative fee as set forth by the Building Official will be charged.

Once plans have been retrieved by the Agency, they will be released to the contractor for copying at the contractor's expense. Failure to return the Record Set of drawings to the Agency may result in the suspension of the contractor's license.

132.7 Disposal. Upon completion of the work and the final inspections by the Agency, the Agency copy of the accepted drawings and specifications may be disposed of after 6 years have elapsed from the date of issuance of the permit. If no permit is issued, plans and specifications may be disposed of after 180 days from the date of application.

132.8 Utility Companies. With the approval of the Building Official, the design of buildings, structures or utilities for the authorized Public Utilities may vary from these Building Code requirements.

132.9 Permit Applications for Construction and Changes of Occupancy Done Without Permits. Permit applications for any construction that was done without a permit shall be logged in and reviewed as an application for new construction, and shall be required to comply with the current Denver Building Code. The permit application must contain complete drawings, specifications and surveys in accordance with Section 133.

All customary and special inspections in accordance with Section 140 and 141 shall be required upon issuance of the permit.

All permits obtained in accordance with this section shall be charged late fees and investigation fees per Section 138, and are subject to inspection approval and change of occupancy requirements in Section 142.

SECTION 133

DRAWINGS, SPECIFICATIONS AND SURVEYS

133.1 Limitations. Any person may submit drawings and specifications with an application for a building permit, subject to the following limitations:

1. **Architect and/or Engineer required.** Construction documents for all buildings, structures, additions, alterations or repairs shall bear the seal and signature of the licensed design professional responsible for each design phase except as provided in the following subsection.
2. **Architect not required.** An architect is not required to prepare drawings and specifications for the following buildings, structures, additions, alterations or repairs. Any work as defined as the practice of engineering by the State of Colorado must be signed by a licensed design professional practicing within their area of expertise. However, if a licensed design professional does prepare drawings and specifications for any of the following, then construction documents must bear the seal and signature of the licensed design professional.
 - A. One- and two-family dwellings, including accessory buildings commonly associated with such dwellings.
 - B. Three- and four-unit family dwellings, including accessory buildings commonly associated with such dwellings, provided the building is not more than one story height and shall not have a basement or cellar.
 - C. Additions, alterations, or repair to the buildings referred to in paragraphs (a) and (b) of this subsection that do not cause the completed buildings to exceed the applicable limitations set forth in the above subsection;

- D. Nonstructural architectural alterations of any nature to any building if such alterations do not affect the life safety of the occupants of the building.

Exception:

If after review of the drawings and specifications, the Building Official determines that the proposed building or structure is inadequately designed, the Building Official may require that the drawings and specifications bear the seal of an architect or engineer who will be responsible for the design phases of the building or structure.

3. **Seal and Signature.** Seal and signature (manual or electronic) of the registered Design Professional in Responsible Charge and date of signature shall be affixed to all documents as required and set forth by the Building Official. The sealing and signature of documents shall be allowed pursuant to applicable rules set forth by the State of Colorado Department of Regulatory Agencies Division of Professions and Occupations for architectural, engineering and land surveying documents and as may be amended from time to time.
4. **Registered Design Professional in Responsible Charge.** When it is required that documents be prepared by an architect or engineer, the Building Official may require the owner to engage and designate on the building permit application an architect or engineer who shall act as the Registered Design Professional in Responsible Charge. If the circumstances require, the owner may designate a substitute registered design professional in responsible charge who shall perform all of the duties required of the original registered design professional in responsible charge. The Building Official shall be notified in writing by the owner if the registered design professional in responsible charge is changed or is unable to continue to perform the duties. The registered design professional in responsible charge shall be responsible for reviewing and coordinating all submittal documents prepared by others, including deferred submittal items, for compatibility with the design of the building.
5. **Consultant Drawings.** Consultant drawings and specifications prepared by architectural or engineering sub-disciplines shall be so designated by their name, address and phone number and shall bear the seal and signature of the responsible architect or engineer for the sub-discipline.
6. **Statement.** When a design professional signs and seals a document, a statement shall also be included setting forth the aspects of the project for which the design professional is responsible (i.e., civil, structural, mechanical). If there is no statement, it is presumed that the design professional has assumed responsibility for the entire document.

133.2 Information Required. Drawings and specifications shall be complete and of sufficient clarity to indicate the entire work proposed and show in detail that the building, structure or utility conforms to the provisions of this Code and relevant laws, ordinances, rules and regulations. Each set of drawings and specifications shall, as a minimum, contain the following information, architectural, structural, mechanical, electrical drawings, specifications and analysis:

1. Exact address, legal description and location of the work performed.
2. Name and address of the owner.
3. Name and address of the person or firm responsible for the preparation of the drawings and specifications. The seal and signature of the architect and or engineer responsible for the preparation of the drawings and specifications when required by this Section.

4. Except for interior alterations and repairs, a plot plan showing the location of the proposed construction and the location of every adjacent existing building on the property, roads, walks, utilities and other site improvements, all property lines, streets, alleys, easements and other public areas. The proposed construction shall not project beyond property lines except as provided for in IBC Chapter 32.
5. Two complete sets of construction documents showing the construction of architectural, structural, mechanical and electrical arrangements. Narrative descriptions of the scopes of work for each discipline shall be provided on the first sheet of the respective disciplines' drawings.
6. One copy of specifications or notes that clearly describe the type, quality and finish of materials and the method of assembly, erection and installation of equipment to be installed with proper reference to accepted standards.
7. Architectural drawings and specifications as follows:
 - A. Plans showing the arrangement of each floor, elevations, sections and details to show the construction of all architectural features, including the location and type of fire-rated construction.
 - B. The gross area in square feet of buildings or portions of buildings in which new construction or remodeling work is intended; and of each different occupancy group.
 - C. A complete Code Analysis, including the building occupancy groups, the type of construction, and a comparison of actual floor areas and number of stories to those allowed under the provisions of this Code on the front sheet of drawings.
 - D. The construction documents shall show in sufficient detail the location, construction, size and character of all portions of the means of egress in compliance with the provisions of this Code. In occupancies other than Groups R-2, R-3, and I-1, the construction documents shall designate the number of occupants to be accommodated on every floor, and in all rooms and spaces.
8. Structural drawings, specifications and analysis as follows:
 - A. Design criteria indicating all lateral loads and allowable stresses in all structural materials.
 - B. Foundation, floor and roof plans indicating the location of all concentrated loads, and varying live loads, roof areas used to impound water; and pressurized shafts required by Chapter 9.
 - C. Elevations, sections and details showing all structural requirements.
 - D. When required by the Building Official for new construction, foundation design criteria, including a soils investigation report signed and sealed by an engineer responsible for the preparation of the report.
9. Mechanical drawings, specifications and analysis as follows:
 - A. Single line drawings, including typical isometric, of plumbing, heating, air treatment systems and gas piping layout.
 - B. BTU rating of gas units, method of combustion and ventilation air supply, type and horsepower of refrigeration, and gas meter locations.
 - C. Heating, cooling, ventilating, plumbing and fire protection details, and fire or smoke damper locations.

- D. Plans and details showing the location of impounded water; and shafts used for pressurization as required by IBC Chapter 9.
 - E. For buildings more than two stories in height construction documents shall indicate where penetrations will be made for mechanical systems, and the materials and methods for maintaining required structural safety, fire-resistance rating and fireblocking.
10. Electrical drawings, specifications and analysis as follows:
 - A. One-line diagram showing sizes of service and feeder conductors, sizes of service and feeder overcurrent devices, all major components of service and distribution system, ratings of equipment, and grounding details.
 - B. Load study and analysis to justify sizes of system components.
 - C. Short-circuit study and analysis to justify short-circuit withstand ratings of all system components.
 - D. Panelboard circuit schedules including loads per each circuit, total bus load per phase, AIC rating and NEC demand calculations.
 - E. Lighting and power plans shown on a floor plan.
 11. A field survey under this Section for all additions and new construction.
 12. A complete elevator and dumbwaiter layout, if applicable.
 13. Statement of *special inspections* per IBC Section 1704.3

133.3 Additional Information When Requested.

1. Reports from an independent testing agency, which substantiates requirements of this Code regarding structural or fire-resistive requirements.
2. Engineering design calculations.
3. Other information deemed necessary by the Building Official to determine compliance with the requirements of this Code.

133.4 Field Surveys. A Land Survey Plat or an Improvement Survey Plat shall be conducted by a land surveyor registered by the State of Colorado for the construction of a new building or structure, an addition to an existing building or structure or a change of occupancy for an existing building or structure which shall include, but not be limited to the following information:

1. Scale drawing of the boundaries of the land parcel with all dimensions to establish those boundaries.
2. All recorded and apparent rights-of-way and easements.
3. Improvement locations shall be shown in scale with a minimum of 2 dimensions to the nearest property line to locate all improvements.

133.5 Deferred Submittals. Deferred submittals are defined as those portions of the design which are not submitted at the time of the application and which are to be submitted to the Agency within a specified period. Deferral of any submittal items shall have prior approval of the Building Official. The registered design professional in responsible charge shall list the deferred submittals on the plans and shall submit the deferred submittal documents for review by the Agency. Submittal documents for deferred submittal items shall be

submitted to the design professional in responsible charge who shall review them and forward them to the Agency with a notation indicating that the deferred submittal documents have been reviewed and that they have been found to be in general conformance with the design of the building. The deferred submittal items shall not be installed until their design and submittal documents have been approved by the Agency.

SECTION 134

PERMITS FOR TEMPORARY STRUCTURES AND USES

134.1 General. The Building Official is authorized to issue a permit for temporary structures and temporary uses. Such permits shall be limited as to time of service, but shall not be permitted for more than 180 days. The Building Official is authorized to grant extensions for demonstrated cause; however, the Building Official shall not grant an extension longer than 180 days for any temporary structure containing residential uses in whole or in part.

Exception:

Temporary structures for use by licensed contractors at the construction or demolition site shall not require a building permit.

134.2 Conformance. Temporary structures and use shall comply with the requirements of Section 3103, and with the requirements and limitations of any other City ordinance or rule and regulation.

134.3 Termination of approval. The Building Official is authorized to terminate such permit for a temporary structure or use and to order the temporary structure or use to be discontinued.

SECTION 135

FOUNDATION PERMITS

135.1 General. A foundation permit and/or platform/podium permit may be issued prior to the issuance of the construction permit for all buildings and structures, except one- and two-unit dwellings, IRC and IBC designed townhomes or rowhomes, and miscellaneous structures, to a contractor who holds a license qualifying him/her as the general contractor for the entire project, provided that:

1. The total valuation of the project, excluding utilities, exceeds \$200,000 or as approved by the Building Official.
2. Drawings of the proposed superstructure containing sufficient detail relating to the design of the foundation or substructure, including floor plans, elevations and other pertinent information shall be submitted to the Agency with a watermark “for information only”. Structural calculations shall be submitted to validate the gravity and lateral load design of footings, caissons and all other foundation permit elements.
3. A complete code analysis for the entire building including egress plans is provided to the Agency.
4. Approvals required by the appropriate City agencies are obtained prior to issuance of the permit.
5. For purposes of the Section, the term “Project” shall mean one building only with a valuation in conformance with Section 138.

135.2 Fee. The plan review fee and the permit fee charged at the time of issuance of the foundation permit shall be as set forth by the Building Official in policy.

135.3 Deviations. Any deviation from the accepted foundation permit drawings shall be cause for the cancellation of the permit. However, if changes are substantiated by engineering calculations and revised drawings, the deviations may be approved by the Building Official.

135.4 Responsibility. The contractor shall assume full responsibility for the installation of all utilities in the substructure. Any changes to completed foundations necessitated by subsequent modification in design or construction to meet the requirements of this Code for the combined structure shall be the sole responsibility of the contractor. A permit issued under this Section shall not be construed as approval for any portion of the structure not covered by the foundation permit.

135.5 Not Applicable. Foundation permits are not applicable to phased or design-build construction.

SECTION 136

PHASED CONSTRUCTION PERMITS

136.1 General. The Agency may issue permits for the construction of a portion or phase of a building, structure or utility prior to the submission of the complete drawings and specifications, provided that:

1. The total valuation of the project exceeds \$1,000,000.
2. Prior to the submitting the first phase of the project, the Building Official approves a Phased Construction Proposal (the "Proposal") submitted by the applicant outlining the schedule for the phased construction, and designating the registered design professional in responsible charge. The Proposal must provide a title for each phase, and describe the building system(s) to be reviewed in each of the phased submittal packages. The proposal shall state the valuation for each phase and include an estimated submittal date for each of the phases.
3. The valuation of the portion of the work, including utilities, shall be restated with each phased application.
4. Drawings of the proposed superstructure containing sufficient detail relating to the design of the foundation or substructure, including floor plans, elevations and other pertinent information shall be submitted to the Agency with a watermark "for information only". Drawings for each phase shall, on each sheet, include the title for the phase as defined in the Proposal and the term "Phased Construction".
5. A complete code analysis for the entire building including egress plans is provided to the Agency.
6. The approval of appropriate City agencies has been obtained prior to issuing each such phased permits.

136.2 Fees. Plan review and permit fees for phased construction shall be set forth by the Building Official in policy.

136.3 Responsibility. Any changes to completed phases necessitated by subsequent modification in design or construction to meet the requirements of this Code for the combined structure shall be the sole responsibility of the contractor. A permit issued under this Section shall not be construed as approval for any portion of the structure not covered by the phase permit.

136.4 Not Applicable. Phased construction permits are not applicable to foundation or design-build construction.

SECTION 137

DESIGN-BUILD CONSTRUCTION PERMITS

137.1 General. The Agency may issue permits for design-build construction of a building, structure or utility, provided that:

1. The total valuation of the project exceeds \$1,000,000.
2. Prior to submitting the first edition of drawings for the project the Building Official approves a Design-Build Construction Plan (the "Plan") submitted by the applicant outlining the schedule for drawing submission and construction plan and designating a registered design professional in responsible charge. The Plan must describe which complete building system(s) are to be reviewed, and a description of the scope of work to be permitted to begin construction, in each edition of the drawing packages. The proposal shall state the valuation for the project and include an estimated submittal date for each of the editions.
3. Drawings for each edition shall, on each sheet, include the title for the edition as defined in the Plan and the term "Design-Build Construction".
4. The approval of appropriate City agencies has been obtained prior to issuing such design-build permits.

137.2 Fees. Plan review and permit fees for design-build construction shall be set forth by the Building Official in policy.

137.3 Responsibility. Any changes to completed work necessitated by subsequent modification in design or construction to meet the requirements of this Code for the combined structure shall be the sole responsibility of the contractor. A permit issued under this Section shall not be construed as approval for any portion of the structure not covered by the permit.

137.4 Not Applicable. Design-build construction permits are not applicable to foundation or phased construction.

SECTION 138

PERMIT FEES

138.1 Plan Review, Permit and Inspection Fees. The fee for each plan review and permit shall be based on the total value or valuation of all construction work for which the permit is issued, as well as all finish work, roofing, electrical, plumbing, heating, air conditioning, elevators, fire-extinguishing systems and any other permanent equipment. Total valuation shall also include the cost of all labor, materials, profit, and overhead. The determination of fees, value or valuation under any of the provisions of this Code shall be made by the Building Official in policy.

When submittal documents are required by Section 132, a plan review fee shall be paid at the time of initial document submission. Plan review fees provide for the first review only. When re-review of plans is required for plans or drawings that are rejected, submitted incomplete, not in accordance with Sections 133, to address indicated Code deficiencies, project modification, changed so as to require additional plan review or when the project involves deferred submittal items as defined in Section 133.5 an additional fee shall be incurred as set forth by the Building Official. The plan review fees specified in this Section are separate from and in addition to permit fees.

Permit fees provide for the customary inspections only. Re-inspections shall incur a fee as set forth by the Building Official.

138.2 Late Fees. When work for which a permit is required by this Code is started without a permit, the fees for permits on the work performed, shall be double those set forth by the Building Official for a standard permit, with a minimum of \$100. The payment of this late fee shall not relieve any person from fully complying with the

requirements of this Code in the execution of the work or from other penalties for performing work without a permit.

Exception:

For items of work performed on an emergency basis, as determined by the Building Official, to maintain an existing service or utility when the maintenance is necessary to protect health, life or safety, the penalties stated herein shall not apply if application for a permit is made within 3 normal working days after commencement of the emergency work.

138.3 Investigation for Work Without a Permit. When any work for which a permit is required by this Code has been commenced without first obtaining a permit, a special investigation shall be made before a permit may be issued for the work. An investigation fee equal to the amount of the late permit fee required by this Code shall be collected when work has begun without a permit. The payment of such investigation fee shall not exempt any person from compliance with all other provisions of this Code nor from any penalty or fees prescribed by law.

138.4 Permit Fees for Denver Agencies. Enterprise Fund agencies of the City and County of Denver which are not subsidized by the General Fund shall pay permit fees for all construction and repair work for which building permits are required. General Fund agencies and Enterprise Fund agencies subsidized by the General Fund shall pay permit fees for new construction projects only.

138.5 Additional Fees. When the valuation of a previously permitted project is amended, a supplementary permit shall be obtained for any additional valuation, not included in the original permit. The fee shall be the difference between the fee paid and the fee that would have been required had the original permit included the entire valuation.

138.6 Waivers, Reductions and Refunds. No fee shall be waived or reduced, unless specifically authorized by a written policy adopted by the Building Official. No refund will be granted for any fee paid to the Agency, unless otherwise expressly allowed.

Exception:

The Building Official may approve requests for refund of fees for duplicate or out-of-City permits that are made in writing within 60 days of the date of issuance. A processing fee as set forth by the Building Official shall be charged and deducted from the refund.

SECTION 139 IS RESERVED.

**SECTION 140
INSPECTIONS**

140.1 On Job Site. The construction permit holder shall post the following, at the front of the job site, in a permanent visible location with numbers and letters made of durable materials and of a size to be visible and legible from the street fronting the property:

1. The address number and street, avenue, court, parkway or other, as assigned by the Office of the City Engineer.
2. The name of the firm, address, business phone number and emergency phone number of the permit holder.
3. The building permit number.

140.2 Access for Agency. The contractor or property owner shall provide unobstructed access to and means for the Agency to inspect the required work, including corner stakes or survey markers.

140.3 Inspection Record Card. Work requiring a permit shall not be commenced until the permit holder or his agent has posted or otherwise made available an inspection record card so as to allow the Agency to make the required entries regarding inspection of the work. This card shall be maintained by the permit holder until final approval has been granted by the Building Official.

140.4 Inspection Requests. It shall be the duty of the person doing the work authorized by a permit to notify the Agency when such work is ready for inspection. The Building Official may require that all requests for inspection be in writing, electronically, or by telephone and be filed at least one working day before such inspection is desired.

140.5 Approval Required. Approval by the Agency shall be required at progressive stages of the construction of the building or structure and the installation of the mechanical, plumbing and electrical systems. The Agency shall make the requested inspections and shall either confirm that the completed portion of the construction is satisfactory or shall notify the permit holder or his agent that the same fails to comply with this Code. Any portion which does not comply shall be corrected and such work shall not be covered or concealed until approved by the Agency. There shall be a final inspection and approval of all completed construction before the building, structure or portion thereof shall be ready for occupancy and use.

140.6 Required Inspections. The following inspections shall be required and shall be made by the Agency after proper notification. Other inspections may be required, as specified by the Building Official.

1. Foundation Inspection.

- A. Footings. Inspections shall be conducted prior to pouring concrete. The footing excavation form work and any reinforcing steel must be in place. Any clay soil pipe encountered must be replaced with schedule 40 PVC, ABS/DWV or cast iron pipe by a licensed plumber, under a separate permit. All such work shall be approved by the Agency prior to the footing inspection.
- B. Walls. Concrete walls shall have the form work and reinforcing steel inspected prior to the concrete placement. Approved treated wood walls shall be inspected as required by AF&PA Technical Report 7-87.
- C. Waterproofing/Dampproofing Inspection. To be conducted after the waterproofing/dampproofing system or materials are completely in place and exposed for inspection.
- D. Exterior wall insulation and drain tile when required.
 - 1. **Concrete slab or under-floor inspection.** To be made after all in-slab or under-floor building service equipment, conduit, piping accessories and other ancillary equipment items are in place, but before any concrete is placed or floor sheathing installed, including the subfloor.
 - 2. **Frame Inspection.** To be conducted on the completed frame construction with all fire blocking and bracing in place. All framing must be exposed to view. Roof and wall sheathing or panel must be complete with windows in place. All rough installations or electrical, plumbing and mechanical systems shall have prior approval by the Agency.
 - 3. **Insulation Inspection.** To be conducted after the installation of the insulation is completed.
 - 4. **Air Infiltration Barrier Inspection.** To be conducted after the air infiltration barrier system is in place and complete.

5. **Gypsum Board or Lath and Plaster Inspection.** To be conducted after all gypsum board or lath, interior and exterior, is in place but before gypsum board joints and fasteners are taped and finished or before plastering is applied.

Exception:

The attachment and taping of gypsum board to partition walls that are not part of a fire-resistance rated assembly or a shear wall assembly for construction in occupancies A, B, E, F, M, U and S.

6. **Final Inspection.** To be conducted after construction is completed (all sub-permits must have final approval and sign-off) and the building or space is ready for occupancy.

140.2 Other Inspections. In addition to the inspections specified, the Building Official may make or require other inspections of any construction work to ascertain compliance with the provisions of this Code and other laws, which are enforced by the Agency. The engineer or architect responsible for the structural design work shall include in the construction documents all special inspections required by Section 141 and any other structural inspections required.

Other inspections, requested by the owner, design professional or contractor, to be conducted outside of business hours shall be requested no later than 12 noon of the day the inspection is needed, and incur additional fees as set forth by the Building Official.

140.3 Reinspections. A reinspection fee may be assessed for each inspection or reinspection when the inspected work is not complete or when corrections called for have not been made. This Subsection is not to be interpreted as requiring reinspection fees the first time a job is rejected for failure to comply with the requirements of this Code, but as controlling the practice of calling for inspections before the job is ready for inspection or reinspection. Reinspection fees may be assessed for failure to properly post the inspection card on the work site, for failure to have approved plans readily available to the inspector, for failure to provide access on the date for which inspection is requested, or for deviating from plans requiring the approval of the Building Official. To obtain a reinspection, the applicant shall file an application therefore in writing upon a form furnished for that purpose and pay the reinspection fee as set forth by the Building Official. Where reinspection fees have been assessed, no additional inspection of the work will be performed until the required fees have been paid.

140.4 Vertical and Horizontal Conveyance Inspection. Inspections of conveyances shall be made in accordance with the Conveyance Regulations of the State of Colorado.

SECTION 141

SPECIAL INSPECTIONS

141.1 See Section 1704, IBC – Special Inspections

141.2 Structural Observation. When required by the Building Official, the owner shall employ an engineer to make visits to the site to observe general compliance with the approved structural plans, specifications and change orders. At the conclusion of the work, the engineer shall submit a written statement to the Building Official stating that site visits have been made and identify any reported deficiencies that, to the best of the engineer's knowledge, have not been resolved. Reference IBC Section 1704.6 – Structural Observations.

SECTION 142

FINAL INSPECTION APPROVAL, CERTIFICATE OF COMPLIANCE AND CERTIFICATE OF OCCUPANCY

142.1 Final Inspection Approval. A final inspection approval card shall be issued by the Building Official upon the completion and approval of the work covered by the permit.

142.2 Certificate of Occupancy Required. All new buildings or structures except miscellaneous buildings or structures shall not be used or occupied until a Certificate of Occupancy is issued by the Building Official. No building or portion thereof shall be used or occupied for any occupancy other than the one designated on the certificate until a new Certificate of Occupancy is issued by the Building Official. Issuance of a Certificate of Occupancy shall not be construed as an approval of a violation of the provisions of this code or of any other ordinances of the City and County of Denver. Changes in the character or occupancy of all buildings or structures shall not be made except as specified in the IEBC. A new Certificate of Occupancy is required for all such changes.

142.3 Certificate of Compliance Required. A certificate of compliance will be issued by the Building Official, when a Certificate of Occupancy is not required or appropriate, but where documentation is necessary to indicate that all final inspections by the Agency have been satisfactorily completed. The Certificate may be issued upon the request of the General Building Contractor when the inspection card issued by the Agency is returned indicating that all final inspections are complete.

142.4 Issuance of Certificate of Occupancy. When all the conditions of this Chapter have been fulfilled, the Building Official shall issue a Certificate of Occupancy indicating Building Official approval and the use and occupancy for which the certificate is issued. The Certificate of Occupancy shall be issued to the owner after approval by the Building Official and:

1. Concurrence by Construction Engineers Division, Wastewater Management and Zoning Administration.
2. When required by the provisions of this Code, or specifically requested in writing at the time of application, concurrence by Public Health Inspection Division and the Fire Department.
3. When a building or structure is located in a Special Construction Zone designated pursuant to Article 647 of the Revised Municipal Code, concurrence of Public Health Inspection Division, Fire Department and the Department of Public Works.
4. When a building or structure is designated for preservation or is located in a district designated for preservation pursuant to Chapter 30, Denver Revised Municipal Code, and concurrence of the Landmark Preservation Commission.

142.5 Issuance of Certificate of Compliance. Upon the request of the General Building Contractor a certificate of compliance will be issued by the Building Official, when:

1. A Certificate of Occupancy is not required or appropriate.
3. Required in response to an order of the Building Official, or other Agency.
2. The inspection card issued by the Agency is returned indicating that all final inspections by the Agency have been made.
4. The processing fee, as set forth by the Building Official, is received by the Agency.

142.6 Temporary Certificate of Occupancy. Upon written request, the Building Official may issue a Temporary Certificate of Occupancy (TCO) to the owner where unusual construction difficulties have delayed the

completion of the construction work covered by the Building Permit, and provided that no substantial hazard will result from the occupancy. The written request must be made by the owner or the owner's agent, itemizing the uncompleted work, justify the issuance of the TCO and display concurrence from the following City Agencies:

1. Construction Engineering Division.
2. Wastewater Management Division.
3. Environmental Health Inspection Division.
4. Fire Department.
5. Zoning Permitting & Inspection.

A TCO processing fee as set forth by the Building Official shall be assessed. The approval of a TCO shall not waive, reduce or diminish any requirements of this Code. The Temporary Certificate of Occupancy may be granted for a period up to 12 months, and may be extended with the approval of the Building Official. After the expiration date of the TCO, the building or structure shall require a permanent Certificate of Occupancy in accordance with other provisions of this Chapter.

Additional inspections required for the TCO shall be charged as set forth by the Building Official and shall be paid before the permanent Certificate of Occupancy is issued.

142.7 Cancellation of Certificate of Occupancy. The Building Official may cancel a Certificate of Occupancy when:

1. The Certificate is issued in error or on the basis of incorrect or false information.
2. The owner has failed to comply with the requirements of the Building Official after appropriate notice and reasonable time to correct.
3. The continued occupancy of the structure is dangerous to the public health, safety or welfare.

142.8 Duplicate Certificates. Upon payment of a fee set forth by the Building Official, a duplicate Certificate of Occupancy or Certificate of Compliance may be secured by the owner, architect, engineer, contractor, permit holder or tenant.

142.9 Posting. A Certificate of Occupancy (CO) issued following the effective date of the 2016 Denver Building Code for all buildings except those constructed under the International Residential Code, shall be posted on an interior wall in the building for which the CO was generated. The CO shall be posted in a conspicuous location subject to the approval of the Building Official. The CO shall be posted between 48” and 72” above the finished floor from which it will be normally viewed, as close to the main entrance as practicable. The CO shall be protected by a smooth and transparent surface permanently exposed for viewing. The posted CO shall be removed only under the following conditions:

1. When necessary to conduct maintenance including reconstruction of the wall in the same location, or install a new finish on the wall. The CO shall be reposted in the same location when maintenance is complete.
2. When the wall is demolished. The CO shall be reposted on an interior wall subject to the location requirements above.

3. When replaced by an updated CO application for the same portion of the building. The updated CO shall be posted in the same location as the CO it replaces.
4. When relocation is necessary due to changes in the interior environment that prevent clear viewing such as furniture or decoration modifications. New posting locations shall be subject to approval by the Building Official.

Exception:

The CO is permitted to be available in the on-site office of the Building Owner or Management Company provided access is available at all times during business hours.

142.9.1 Multiple Certificates of Occupancy. Multiple CO's issued for portions of the same building shall be posted together per the location requirements specified above so all are readily viewable.

Exception:

CO's issued for separate tenants or spaces with separate exterior entrances are permitted to be posted in those spaces per the location requirements specified above.

142.9.2 Temporary Certificates of Occupancy. The location requirements of Sections 142.9 and 142.9.1 shall also apply to temporary Certificates of Occupancy (TCO's). Subject to the approval of the Building Official, a CO issued to replace a TCO is permitted to be posted in the same location as the TCO it replaces.

SECTION 143

AIRCRAFT NOISE REDUCTION

143.1. Scope

1. This section shall apply to any new or remodeled multi-unit dwelling or school/educational use (which shall mean those uses permitted under the Denver Zoning Code under the Education Use Category or uses permitted under the Former Chapter 59 under school, elementary or secondary; school, vocational, professional or other; school, vocational professional or other, small; or university or college uses) within the area shown in Exhibit A as the DIA Influence Area.
2. The intent of this language is to mitigate interior noise levels associated with current and future noise due to the proximity to Denver International Airport.
3. These design/construction methods apply only to the exterior façade elements of a building, not to any interior walls.
4. Design requirements and methods:
 - a. **Design method I.** Is a prescriptive method which defines minimum construction requirements in terms of exterior wall and roof construction, exterior wall and attic insulation, and STC and OITC ratings of windows and doors, and the configuration of vents for gas appliances and other venting appliances. No design calculations are required in this method. See Section 143.3. This design method is allowable for multi-unit dwellings.
 - b. **Design method II.** Building design by analysis using the OITL Rating Method. See Section 143.4. This design method is allowable for multi-unit dwellings or school/educational uses.
 - c. **HVAC requirements.** Regardless of which design method is used, the HVAC requirements of Section 143.6 must be met.

5. Current adopted IBC, IRC and IECC Codes—Compliance of a structure to the current adopted IBC, IRC and IECC does not ensure compliance with requirements set forth in this article. Conversely compliance with the requirements in this article does not ensure compliance with the exterior wall and attic insulation and window R-values required in the current adopted IBC, IRC and IECC.
6. The OITL rating method as outlined in ASTM E 1332 uses a reference sound spectrum that accounts for the spectral content of noise from aircraft. Therefore, method II inherently takes into account the low frequency spectral content of jet aircraft noise.

143.2 Definitions. The following words, terms and phrases, when used in this section, shall have the meanings ascribed to them in this section, except where the context clearly indicates a different meaning:

1. **Acoustical professional** is a professional engineer, an Institute of Noise Control Engineering (INCE) Member or Board Certified INCE member.
2. **A-weighted decibels, dB(A)** means ten times the logarithm (to the base 10) of a power or intensity ratio with A-weighting which correlates with the human response to the loudness of sounds.
3. **Composite transmission loss** means the combined TL rating of all the exterior façade elements for a room or group of rooms, weighted based on the area and STC rating of each individual element.
4. **Facade elements** means construction elements of the residence that comprise the building envelope from the outside surface of the element to the interior surface of the element. Typical façade elements are doors, windows, wall assemblies, roof assemblies, vents, fireplaces, etc.
5. **Noise level reduction (NLR)** means a reduction in A-weighted sound levels.
6. **Sound transmission class (STC)**, is the most common rating used in North America to for determining airborne sound transmission loss between 125 and 4,000 Hz. It was created to provide a single number rating for interior building partitions that are subjected to noises from speech, television, radio, office equipment and other mid to high frequency noise sources. The STC rating is calculated in accordance with ASTM E413 (originally published in 1970). The rating is calculated by comparing the measured sound transmission loss to a reference contour curve. The STC rating must only be assigned to specimens tested in a laboratory. If specific materials are not laboratory tested, an acoustic professional can submit a report to be reviewed and approved by the Building Official.
7. **Outside inside transmission class (OITC)** is calculated in accordance with ASTM E1332 (originally published in 1990). It was created to provide a single number rating for facades (exterior walls) and façade elements (windows and doors) that are subject to transportation noises (aircraft, trains, automobiles, and other low to mid frequency noise sources). The OITC is calculated over the frequency range of 80 to 4,000 Hz. An apparent OITC rating can be assigned to specimens tested in the field and in the laboratory.
8. **Outside to inside transmission loss (OITL)**, of a building facade, means in a specified frequency band ten times the common logarithm of the ratio of the airborne sound power incident on the exterior of the facade to the sound power transmitted by the facade and radiated to the interior. The quantity so obtained is expressed in decibels (dB).
9. **Remodeling or Remodeled** means any construction activity in a structure that includes but is not limited to:
 - a. Any addition to the principle structure, or;

- b. Any alterations to an exterior façade, including window and door replacement projects. Only the areas being renovated or replaced require compliance with this section.

- 10. **Sound insulation** means the capacity of a structure to prevent sound from reaching a receiving location.
- 11. **Sound level**, of airborne sound means a sound pressure level obtained using a signal to which a standard frequency weighting has been applied such as A-weighting.
- 12. **Transmission loss (TL)** of an exterior façade element means, for a specific frequency band, the difference between the average sound pressure levels from the source side of the façade element to the receiving side of the façade element (expressed in decibels) plus ten times the logarithm to the base 10 of the ratio of the area of the façade element to the total acoustical (sabine) absorption in the receiving room.

143.3 Design method I. This method requires the registered design professional to follow the construction requirements for all exterior façade elements as listed in the tables below (Table 143.3).

Table 143.3: Construction requirements for Multi-Unit Dwellings:

| FAÇADE ELEMENT | MINIMUM REQUIREMENT |
|---|--|
| Exterior walls | Minimum STC rating of 32 and OITC rating of 25 |
| Structural | 2" by 6" wood or metal studs (minimum) |
| Insulation | R-19 Batt insulation or full cavity fill blown cellulose |
| Interior applications | 1 layer of 1/2" or 5/8" gypsum |
| Exterior applications | 5/8" OSB or plywood sheathing and exterior finish material to meet applicable codes |
| Basements | Basements are excluded, as long as basement windows and sliding glass doors have minimum STC ratings of 32 and OITC 25. |
| Exterior floors and cantilevered floors | Normal construction, except for full joist fill insulation |
| Roofs and exterior ceilings | Minimum attic insulation shall be R-38. Joist type vaulted roof/ceiling structures are allowed, coffered ceilings are acceptable. Truss type vaulted ceilings are allowed and shall have a minimum truss depth of 14". |
| Skylights | Minimum STC rating of 32 and OITC rating of 25 |

| FAÇADE ELEMENT | MINIMUM REQUIREMENT |
|----------------|--|
| Doors | Minimum STC rating of 32 and OITC rating of 25 |

| | |
|----------------------|---|
| Exterior swing doors | Solid core or composite door assembly with jamb seals and sweeps. Door assembly shall have a minimum STC rating of 32 and OITC rating of 25. The STC criteria mentioned for each entry can include a storm door assembly. |
| Sliding glass doors | Minimum STC rating of 32 and OITC rating of 25 |
| Windows | Minimum STC rating of 32 and OITC rating of 25 |

143.3.1 General construction notes. All exterior walls, roofs and exposed floors shall be of airtight construction. All non-lap joints shall be grouted or caulked airtight with a non-hardening, non-shrinking sealant installed in accordance with manufacturer's specifications. Any penetrations of exterior walls or roofs by pipes, ducts or conduits shall be sealed airtight as required for joints. Door and window openings in exterior walls shall be flashed all around with an approved vapor barrier and sealed to prevent air infiltration. All voids at doors and windows caused by shims shall be filled solid with insulation and sealant. Sill sealant shall be used to prevent air infiltration at all base plates of exterior walls. Attic and crawl space vents shall not exceed minimums specified by ordinance. Crawl space vents shall be baffled as shown in figure 143.6.3.2. See section 143.6 for building mechanical systems.

143.4 Design method II. Generally, this requirement is for schools/educational uses, but may also be utilized for multi-unit dwelling construction. Design method II requires an acoustical professional to follow the design specifications and construction techniques described in this Section 143.4. An acceptable OITL rating derived as prescribed in this section will be required prior to approval of building plans. The acoustical professional is responsible for providing OITL ratings for all façade elements, that were determined in accordance with either ASIM E 90 (current revision at time of plans submittal N) or ASIM E 966 (current revision at time of plans submittal).

- Noise level reduction requirements. All structures shall be designed and constructed so that the exterior shell of the structure (windows closed) provides an OITL rating of 25 decibels or higher.
- Design calculations. The OITL rating shall be calculated for each room having an exterior façade element (basements are explicitly excluded from rooms requiring calculation), using the composite TL calculation procedure outlined below. The room having the lowest numerical OITL rating will determine if the building meets the minimum requirements. The construction required for this room shall then be applied to the entire building structure; that is the window and door TL ratings shall be applied to all windows in the building, the wall construction shall be applied to all exterior walls in the building, and the roof/ceiling construction shall be applied to all ceiling areas with exterior areas.
- In some instances rooms may not have distinct separation lines; i.e., a kitchen adjacent to a family room. For these cases, when the opening between the rooms is at least 50 percent of the area of the separation between the rooms (opening plus wall area) then the rooms may be combined into one room.
- The calculations to determine the OITL rating must be performed by an acoustical professional.
- Composite transmission loss values used in the OITL rating calculation are determined as follows. The transmission coefficient (T) of a façade element is the ratio of the sound power transmitted through the façade element per unit area to the sound power incident on the façade element per unit area. Transmission loss (TL) is the expression of the transmission coefficient on a decibel scale. The two quantities are related by

$$TL = 10 \text{ Log}_{10} (1 / \tau)$$

$$T = 10^{-TL/10}$$

A transmission coefficient of zero, $T = 0$, means that none of the incident sound energy passed through the partition; i.e. the transmission loss is infinity great. A transmission coefficient of one, $T = 1$, means that all of the incident sound energy passed through the partition; i.e. the transmission loss is zero. A TL of zero applied to an open window or door.

The sound energy passing through each component (façade element) of a multi-element partition depends on the area and transmission loss of each element. The equation governing this process is

$$A_{total} T_{total} = A_1 T_1 + A_2 T_2 + A_3 T_3 + A_4 T_4 + \dots$$

Where, A_1 and T_1 represent the area and transmission coefficient of the first element (for example a wall), A_2 and T_2 represent the area and transmission coefficient of the second element (for example a window), A_3 and T_3 represent the area and transmission coefficient of the third element (for example a door), A_4 and T_4 represent the area and transmission coefficient of the fourth element (for example a ceiling/roof assembly) and so on. The quantities A_{TOTAL} and T_{TOTAL} are for the composite multi-element partition. The transmission coefficient for the composite multi-element partition is then represented as $T_{total} = (A_1 T_1 + A_2 T_2 + A_3 T_3 + \dots) / A_{total}$

The TL for the combined multi-element partition calculated $TL_{total} = 10 \text{ Log}_{10} (1 / T_{total})$

In order to calculate the OITL rating the TL_{total} must be determined for each 1/3-octaveband from 80 to 4000 HZ as described in ASTM E 1332.

6. Construction. All exterior walls, roofs and exposed floors shall be of airtight construction. All non-lap joints shall be grouted or caulked airtight with a non-hardening, non-shrinking sealant installed in accordance with manufacturer's specifications. Any penetrations of exterior walls or roofs by pipes, ducts or conduits shall be sealed airtight as required for non-lap joints. Door and window openings in exterior walls shall be flashed all around with an approved vapor barrier and sealed to prevent air infiltration. All voids at doors and windows caused by shims shall be filled solid with insulation and sealant. Sill sealant shall be used to prevent air infiltration at all base plates of exterior walls. Attic and crawl space vents shall meet specifications given in sections 143.6.2 and 143.6.3.2.

143.5 Plans and specifications. In addition to plans, specifications, and calculations required elsewhere in the Code, an application for a building permit subject to this section shall be accompanied by the following:

| Design Method | Required information to be shown on permit drawings |
|---------------|--|
| I | Plans shall clearly indicate construction as specified in Section 143.3. |
| II | OITL calculations in accordance with Section 143.4 shall be submitted with the building plans, and shall be certified by an acoustical professional. |

143.5.1 Details. Plans and specifications shall show in sufficient detail any pertinent data and features of the building and the sound insulation techniques to clearly indicate compliance with the requirements of this section. For pre-fabricated assemblies, such as windows, pre-hung doors, and fireplaces, submittals and labeling on the assemblies shall clearly indicate the STC and OITC ratings for Method I and OITL ratings for Method II of the assembly, and that the testing was performed in accordance with ASTM E 90 (current revision at time of plans submittal) or ASTM E 966 (current revision at time of plans submittal).

143.6 Building mechanical systems.

143.6.1 HVAC systems. All structures subject to this section shall have an HVAC system with the following features:

1. Gas-fired appliances, including water heaters, shall be enclosed in a room separated from habitable space. Combustion air shall be supplied to the room directly from the outside as prescribed in the current adopted building, mechanical, and fuel gas codes.

Exception:

Sealed combustion direct vent appliances.

2. Equipment for cooling and ventilation air shall be included as part of the system. Ventilation air shall either be supply or exhaust systems per current adopted building and mechanical codes.
3. Systems utilizing supply air for outside air ventilation shall have controls that permit "fan only" operation without activation of the heating or cooling system.
4. Exhaust to the outside. Provisions shall be made to mechanically exhaust kitchen, bathroom and janitor/service areas, so that opening of windows will not be necessary, including the outside air ventilation systems using the exhaust option. Each duct shall be provided with at least two bends such that there is no direct line of sight from inside the structure to the outside, and shall contain a solid baffle plate across the exterior termination which will still allow adequate area for proper ventilation.

143.6.2 Fireplaces, crawl spaces, attic vents, gas-fired appliances and other openings.

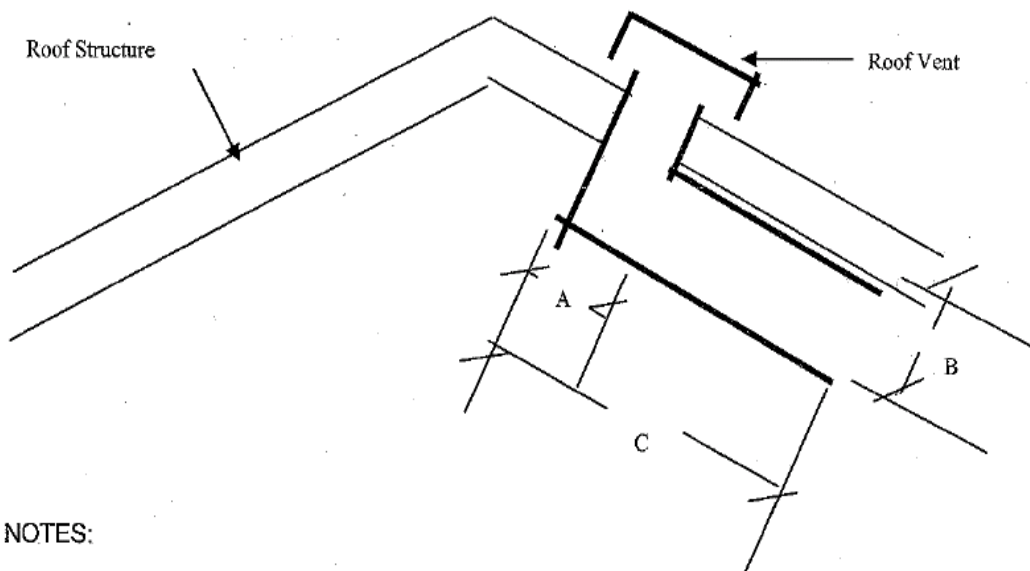
1. Traditional wood burning fireplaces and solid fuel stoves shall not be installed in residential buildings subject to this section. Gas fireplaces shall be direct vent sealed combustion appliances.
2. Gas logs shall be direct vent sealed combustion appliances.
3. Crawl space vent acoustical baffles are required, unless otherwise approved by the Building Official.
4. Attic vent acoustical baffles are required, unless otherwise approved by the Building Official.
5. Kitchen ventilation for gas-fired kitchen ranges and kitchen hood ventilation fans shall comply with installation requirements specified in the current adopted building, mechanical, and fuel gas codes, and the combustion and exhaust venting shall comply with the configuration shown in Section 143.6.3. Any venting not for combustion air intake or exhaust is required to have a downward-sloping exterior hood or an exterior cover with a lightweight damper. Kitchen exhaust to the building exterior shall be through the stove/range/cook top hood, ventilation fan, downdraft ventilation or other approved whole kitchen ventilation systems. Electric kitchen ranges will also be allowed and shall comply with installation requirements specified in the current adopted building and mechanical codes.

6. Mail chutes, milk chutes, pet doors, whole house fans, and through-wall/window air conditioning units are not allowed.

143.6.3 Acoustical vent baffles design.

1. Kitchen hood vent detail. The exhaust vents required for kitchen hoods shall conform with the current adopted building, mechanical, and fuel gas codes. The intake and exhaust vent ductwork shall have offsets built in, so that there is no line of site between the outside (minus the rain guard) and inlet or discharge to the kitchen hood. The offset shall be a minimum of two times the duct diameter. An acoustical professional may provide an alternative to this requirement in either design method, subject to the review and approval by the Building Official.
2. Roof vent acoustical baffle. Acoustical baffles for roof vents (on surface of roof only) shall conform with the current adopted building and mechanical codes, and the schematic vent diagram shown below; side view shown in Section 143.6.3.1. An acoustical professional may provide an alternative to this requirement in either design method, subject to the review and approval by the Building Official.
3. Crawl space vent acoustical baffle. Acoustical baffles for crawl space vents shall conform with the current adopted building and mechanical codes, and the schematic vent diagram shown below; side view shown in Section 143.6.3.2. An acoustic professional may provide an alternative to this requirement in either design method, subject to review and approval by the Building Official.

143.6.3.1 Roof vent acoustical baffle diagram.



NOTES:

1. Dimension 'A' shall not be less than radius or major dimension of the vent opening.
2. Dimension 'B' shall not be less than dimension 'A'.
3. Dimension 'C' shall be at least 2 ½ times dimension 'B'.
4. Line all inner surface areas of vent with one-inch thick three pound density fiberglass board or duct liner.

143.6.3.2 Crawl space vent acoustical baffle diagram

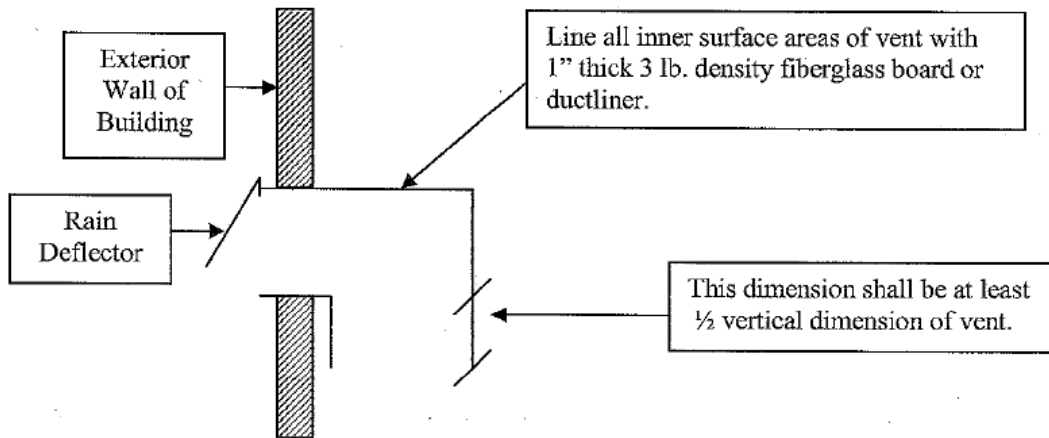
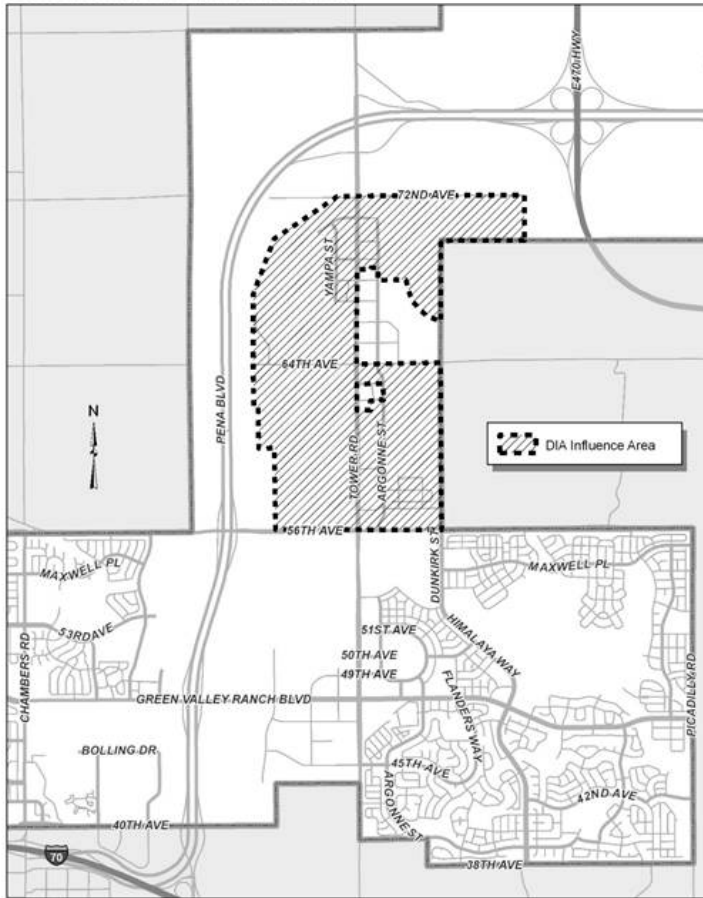


Exhibit A

Denver International Airport Influence Area



2016 AMENDMENTS TO THE 2015 EDITION OF THE INTERNATIONAL BUILDING CODE AND APPENDICES AS PUBLISHED BY INTERNATIONAL CODE COUNCIL (ICC)

The content of the sections in this Code that begin with a letter or letters designations are maintained by other City or State entities.

| | |
|---------------|--|
| [F] | Denotes Fire |
| [PW] | Public Works |
| [EB] | Existing Building |
| [CDH] | Colorado Division of Housing |
| [IFCA] | International Fire Code Amendments |
| [Z] | Zoning |
| [Eh] | Revised municipal code, chapter 23 – environmental health |

CHAPTER 1 ADMINISTRATION

SECTION 101 GENERAL

Section 101.1 Title is amended by inserting “City and County of Denver” for the name of the jurisdiction.

Section 101.4.4 Property maintenance is deleted in its entirety.

Section 102.6 Existing Structures is replaced in its entirety with the following:

[A] 102.6 Existing structures. The legal occupancy of any structure existing on the date of adoption of this code shall be permitted to continue without change, except as otherwise specifically provided in this code, the *International Existing Building Code* or the *International Fire Code*.

[A] 102.6.1 Buildings not previously occupied. A building or portion of a building that has not been previously occupied or used for its intended purpose in accordance with the laws in existence at the time of its completion shall comply with the provisions of the *International Building Code* or *International Residential Code*, as applicable, for new construction or with any current permit for such occupancy.

[A] 102.6.2 Buildings previously occupied. The legal occupancy of any building existing on the date of adoption of this code shall be permitted to continue without change, except as otherwise specifically provided in this code, the *International Fire Code* or as is deemed necessary by the *building official* for the general safety and welfare of the occupants and the public.

Sections 103 through 115 are deleted in their entirety. The Administration of the Denver Building Code shall govern.

CHAPTER 2

DEFINITIONS

SECTION 201 GENERAL

Section 201.4 General is amended by replacing it in its entirety with the following:

201.4 General. For purposes of this Building Code, certain words, phrases and terms shall be given the defined meaning. Words, phrases and terms not defined in this Code shall be given their usual and customary meanings. Webster’s Third New International Dictionary of the English Language, Unabridged, shall be considered as providing ordinarily accepted meanings. The word “shall” is mandatory and not permissive; the word “may” is permissive and not mandatory. Other terms and abbreviations used only with specialized application are defined in the Chapter in which they are used. Definitions are amended or added, and where conflicts occur these definitions shall govern.

SECTION 202 DEFINITIONS

Section 202 Definitions is amended by adding the following definitions, and replacing the definitions of “dangerous” and “nursing home”:

ABANDON. The desertion of a building, structure or utility. Abandon shall also apply when the building, structure or utility is left to the effects of vandalism, dilapidation and deterioration, thereby creating a fire hazard, unsafe condition or public nuisance.

ADEQUATE. Determined to be acceptable to the Agency.

ADMINISTRATIVE AUTHORITY. The Building Official.

ADULT DAY CARE. Adult day care is a program designed to meet the needs of adults with functional impairments through an individual plan of care. It is a structured, comprehensive program that provides a variety of health, social and related support services by persons who are not their relatives or legal guardians, in a protective setting during any part of a day but less than 24 hours. See Section 308.6 (Occupancy I-4).

ADULT DAY CARE CENTER. Adult day care center is any building or portion thereof that provides an adult day care program for 5 or more clients over the age of 16 years. See Section 308.6 (Occupancy I-4).

ADULT DAY CARE HOME. A private residence in a single-unit dwelling or a dwelling unit in a multiple-unit dwelling providing less than 24 hours a day care for four (4) or fewer clients over the age of 16 years. See Section 310.5.1 (Occupancy R-3).

ALCOHOL BEVERAGE (also “Alcoholic Beverage”). A drinkable *ethanol* mixture intended for human consumption including wine, beer, and beverage *spirits*.

AMBULATORY. A physical or mental condition under which a person is capable of judgment and appropriate action for self-preservation under emergency conditions.

ARCHITECT. An architect licensed by the State of Colorado.

ASSISTED CARE FACILITIES. See Personal Care Facilities. See Section 308.3 (Occupancy I-1) and Section 310.5 (Occupancies R-3 and R-4).

BOARD. The Board of Appeals. (See Administration Section.)

BULK STORAGE. The storage of *alcohol beverages* in containers exceeding 1.3 gallons (5L) in volume.

CHILD CARE CENTER. A facility which provides a comprehensive care service for the child when the parent or guardian is employed or otherwise engaged and unavailable to care for the child. The facility is maintained for the whole or part of a day but for less than 24-hour care of 5 or more children from the ages of 6 weeks through 16 years, and not related to the owner, operator or manager thereof, whether such facility is operated with or without compensation for such care, and with or without compensation for stated educational purposes. The term includes facilities commonly known as a “day care center,” “day nurseries,” “nursery school,” “kindergarten,” “preschool,” “play groups,” “school age programs,” “centers for the developmentally disabled children,” “day treatment centers,” “extended day programs” and “summer playground programs.” See Sections 305.2, DBCA, Section 305.3 & 308.6.1, (Occupancy E), 308.4 (Foster Care Facilities / Occupancy I-2) and 308.6 (Occupancy I-4).

Child Care Centers shall not include:

1. Child Care Homes.
2. The Pre-kindergarten and Kindergarten programs which are maintained in connection with a public, private or parochial school system of at least 6 grades, providing an educational program for the 2 years preceding entrance to the first grade.

Child Care Centers shall be considered a “Foster Care Facility” per the 2015 IBC.

CHILD CARE HOME. A child care home shall be classified as an R Occupancy, Division 2 or 3. A private residence in a single-unit dwelling or a dwelling unit in a multiple-unit dwelling providing care and education for periods of less than 24 hours a day for 12 or fewer children under the age of 17.

CONSTRUCTION. The act of using labor and materials used for erection, demolition or removal of a building, structure, utility, appliance or device.

The definition of “Dangerous in the 2015 IBC, Section 202 shall be deleted and replaced with the following: [BS] DANGEROUS. Any building, structure or portion thereof that meets any of the conditions described below shall be deemed dangerous:

1. The building or structure has collapsed, has partially collapsed, has moved off its foundation or lacks the necessary support of the ground.
2. There exists a significant risk of collapse, detachment or dislodgment of any portion, member, appurtenance or ornamentation of the building or structure under service loads.
3. The ratio of the code-required demand, using strength design or load and resistance factor design load combinations per Chapter 16 of the *International Building Code*, excluding earthquake forces, to the in-place design capacity (strength), including design strength reduction factors or resistance factors, as appropriate, exceeds 1.5.

DEMOLITION. The destruction and removal of a building, structure or utility.

DETERIORATION. The effect upon buildings, structures, utilities, equipment and materials through corrosion, decay, wear and tear due to use or abuse, obsolescence, effects of the elements, fire damage, disaster, flood, earthquake, lack of maintenance, vandalism or any other cause, including fatigue due to overstraining and disintegration of component parts and the separation of materials and structural parts.

DROP-OUT CEILING. A suspended ceiling system with panels that are heat sensitive and fall from their setting when exposed to heat.

ENGINEER. An Engineer licensed / registered by the State of Colorado as a Professional Engineer.

ETHANOL (also “Ethyl Alcohol” or “Grain Alcohol”). A volatile, flammable, colorless, neurotoxic liquid fit for human consumption with structural formula CH_3CH_2OH (abbreviated as C_2H_5OH or C_2H_6O).

EVACUATION CAPABILITY. The ability of the occupants, residents and staff as a group either to evacuate a building or to relocate from the point of occupancy to a point of safety. Following are the levels of evacuation capability:

1. *Prompt.* Evacuation capability equivalent to the capability of the general population to evacuate a facility. Evacuation drill time shall be 3 minutes or less.
2. *Slow.* Evacuation capability of a group to move to a point of safety in a timely manner, with some of the residents requiring assistance from the staff. Evacuation drill time shall be over 3 minutes, but not in excess of 13 minutes.
3. *Impractical.* A group that, even with staff assistance, cannot reliably move to a point of safety in a timely manner. Evacuation drill time is more than 13 minutes.

FIRE DEPARTMENT. The Fire Department of the City and County of Denver.

HOME OCCUPATION. Limited commercial use of a portion of a dwelling unit, single unit dwelling or multiple unit dwelling as permitted by the Department of Zoning Administration in accordance with Revised Municipal Code Section 59-89/2010 Denver Zoning Code-Division 11.9. “Home occupations allowed”.

INDEPENDENT LIVING. The ability of a resident to provide for and maintain the basic functions of everyday living and to recognize and respond to an emergency for self-preservation.

[IFCA] LOWEST LEVEL OF FIRE DEPARTMENT VEHICLE ACCESS. The lowest level of Fire Department vehicle access shall be measured from the lowest elevation of any required Fire Department access road located no more than 30 ft. from any exterior wall of the building.

Exceptions:

1. Where the access road is permitted to be farther than 30 ft. to any exterior wall of the building, the lowest level of Fire Department vehicle access shall be measured from the lowest elevation of any required Fire Department access road located no more than 50 ft. from any exterior wall of the building.
2. If any topography, waterway, non-negotiable grades or other similar conditions exist that preclude required Fire Department vehicular access, the Fire Code official is authorized to require additional fire protection systems as required by Chapter 9.

MAINTENANCE. The normal upkeep of property or equipment to keep it in an existing state, such as minor repairs to keep equipment operational. This definition shall not invalidate the requirement for a permit when so determined by the Agency as beyond the scope of maintenance.

NONAMBULATORY. A physical or mental condition under which a person is not capable of judgment and appropriate action for self-preservation under emergency conditions. Nonambulatory shall be an equivalent definition to the 2015 IBC definition for “Incapable of Self-Preservation”.

The definition of “Nursing Home” in the 2015 IBC, Section 202 shall be deleted and replaced with the following:

NURSING HOME. A facility that is operating in connection with a hospital or where nursing care and medical services are prescribed by or performed under the general direction or persons licensed to practice medicine or surgery by the State of Colorado or for the accommodation of convalescents or other persons who are not actually ill and not in need of hospital care and related services. The term “nursing home” is restricted to facilities designed to provide skilled nursing care and related medical services for a period of not less than 24 hours

per day.

OCCUPIED ROOF. The roof of a building or structure used for purposes other than maintenance, repair or servicing of the building equipment.

PERSONAL CARE. Protective care of residents who do not require chronic or convalescent medical or nursing care. Personal care involves responsibility for the safety of the resident while inside the building. Personal care may include daily awareness by the management of the resident's functioning and whereabouts, making and reminding a resident of appointments, the ability and readiness for intervention in the event of a resident experiencing a crisis, supervision in the areas of nutrition and medication, and actual provision of transient medical care.

PERSONAL CARE FACILITY. See 2015 IBC, Section 310.6.1 / Group R-4 Assisted Living Facility / Residential Care Facility.

PUBLIC UTILITY. An authorized or franchised firm given the right to perform services necessary under the authorization or franchise.

RECOGNIZED VOLUNTEER ORGANIZATION. A nonprofit organization, recognized by the Internal Revenue Service as a charitable or religious organization.

SCHOOL: PUBLIC, PRIVATE OR CHARTER. An institution which provides instruction or education at elementary, secondary and high school learning levels.

SMOKE CONTROL SYSTEM. An engineered mechanical and electrical system designed to provide a tenable environment for the evacuation or relocation of occupants and control the development and movement of smoke.

SPIRIT. An *ethanol* mixture produced by the distillation of wine, wash, or a previously distilled *spirit*.

STRUCTURE. An assembly of materials forming a construction for a specific use including, among others, buildings, stadiums, tents, reviewing stands, platforms, stagings, observation towers, radio and television towers, water tanks, swimming and wading pools, retaining walls, open sheds, coal bins, shelters, fences and display signs. This definition shall not include utilities.

TENANT. A person occupying a building or portion thereof and separated from other tenants by walls, floors and ceilings. The tenant shall have a lease to occupy the specified space from the owner.

USABLE SPACE. Space that may be used. This definition does not apply when usable or potential usable space is sealed off so that access to the area is not provided.

UTILITIES. For the purpose of this Code, utilities shall be defined, without limitation to include the following: Refrigeration systems and their appurtenances; electrical systems and all appurtenances, such as motors, etc.; heating and ventilation systems and appurtenances; elevators, dumbwaiters, escalators and similar conveyances; fire protection systems and apparatus; air conditioning or air treatment systems, including ductwork; exhaust or ventilating systems, including ductwork; plumbing and sanitary systems and all appurtenances; signal and annunciator systems; gas, oil and solid fuel-fired appliances, piping, controls, burners and their appurtenances; evaporative cooling, antennae, wells and equipment; water heaters; gas lights; swimming pool piping; gasoline pumps; and L.P.G. liquid fuel and gasoline tanks and piping.

VALUE OR VALUATION. The building replacement value for permit purposes including labor, profit, overhead, materials, base building equipment and appliances. The determination of value or valuation shall be made or directed to be made by the Agency. See Administration Section.

WORK. All construction or repair excluding decoration or maintenance of existing utilities or appliances.

WRECKING. See Demolition.

CHAPTER 3

USE AND OCCUPANCY CLASSIFICATION

SECTION 305 EDUCATIONAL GROUP E

Section 305.2.4 Conversion of existing buildings to small day care centers is added:

305.2.4 Conversion of existing buildings to small day care centers. An existing building may be converted to a small day care center without complying with all the requirements for a change of use under Chapter 10 of the IEBC, provided the following provisions are met:

Drawings and specifications need not bear the seal of an architect or engineer. However, after review of the drawings and specifications, the Agency may require that the drawings and specifications bear the seal of an architect and engineer who will be responsible for the design phases of the conversion.

Any building additions or new facilities installed or erected, as part of the conversion shall comply with current Building Code provisions.

The number of occupants, excluding staff, shall not exceed 20.

The small day care center shall be permitted on the first story only.

Exceptions:

1. Basements having floor levels located within 4 feet (1219 mm), measured vertically, from adjacent ground level at the level of exit discharge, provided the basement has exterior exit doors at that level.
2. Any floor level with an exterior door leading directly to the outside where the floor level is within:
 - a. Two feet vertically of directly surrounding grade shall be allowed for children 2 ½ years or younger.
 - b. Five feet vertically of directly surrounding grade shall be allowed for children more than 2 ½ and less than 5 years of age.
 - c. Eight feet vertically of directly surrounding grade shall be allowed for children over 5 years of age and ambulatory adults.
3. Egress from the floor level to grade shall be by stairs or ramps.
4. A floor level occupied for day care activities shall have 2 exits. Two exits may include one exit directly to grade or as provided in item #3 above with a second exit as an interior stair or ramp. Egress through a window shall not be accepted as an exit.
5. There shall be no dead-end corridors.
6. Gas-fired heating appliances must comply with the *International Mechanical Code*.
7. Existing partitions, walls and ceilings may be approved if the existing surface is of a fire-resistive material consisting of lath and plaster or gypsum board of at least ½ inch thickness.
8. IFCA Section 907.2.3 shall apply to all conversions. Residential type multiple single-station smoke detectors may be installed with field inspector approval. System type smoke detectors require drawings signed and sealed by an electrical engineer.

9. The design and layout shall be in compliance with the requirements of other City and State agencies. When a conflict occurs between regulations of different agencies, the most restrictive shall govern.

SECTION 307

HIGH-HAZARD GROUP H

Section 307.1.1 Uses other than Group H is amended by adding items 15, 16 and 17 as follows:

15. Battery-charging areas for powered industrial trucks regulated by IFCA Section 309.
16. Buildings or portions thereof used for the manufacture, storage, dispensing, and handling of *alcohol beverages* with 16% or less alcohol by volume and the remainder comprised of water and materials not regulated by this code.
17. Buildings or portions where *alcohol beverages* are packaged in individual containers that do not exceed 1.3 gallons (5 L) capacity.

Section 307.2 Definitions is amended by adding the following terms:

Alcohol Beverage
Bulk Storage
Ethanol
Spirit

SECTION 308

INSTITUTIONAL GROUP I

Section 308.6.5 Conversion of existing buildings to small day care centers is added:

308.6.5 Conversion of existing buildings to small day care centers. See Section 305.2.4.

SECTION 310

RESIDENTIAL GROUP R

Section 310.7 Special provisions for residential personal care facility is added:

310.7 Special provisions for residential personal care facility. A Personal Care Facility may occupy Group I-1, Group R-3, or Group R-4 occupancies with the following provisions:

1. Type of Occupancy and occupant load (exclusive of care provider):
 - a. Group R-3 Personal Care Facility: 5 or fewer occupants
 - b. Group R-4 Personal Care Facility: from 6 to 16 occupants
 - c. Group I-1 Personal Care Facility: more than 16 occupants
2. Plans and permit shall indicate the maximum occupant load and the evacuation capability classification.
3. Plans for the renovation of an existing building or the construction of a new building shall bear the seal and signature of the Architect or Engineer responsible for the design phases of the building.
4. Personal Care Facility Provider shall:
 - a. Develop a Facility Personal Care Plan, which specifically establishes the services to be provided to the residents (forms provided by the Agency).

- b. Establish an Evacuation Capability by using the “Facility and Resident Characteristics for Establishing Evacuation Capability” chart. The actual evacuation capability will be verified by the Fire Department after the building is occupied.

SECTION 312

UTILITY AND MISCELLANEOUS GROUP U

Section 312.2 Fences and retaining walls is added:

312.2 Fences and retaining walls.

312.2.1 General. Section 312.2 shall apply to all fences or walls in excess of 4 feet in height, all retaining walls in excess of 3 feet in height. For exempted work refer to the Administration Section DBC Section 130.3.

312.2.2 Design. All fences, walls and retaining walls shall be designed in accordance with IBC Section 1807 and 1609.

[F] 312.2.3 Prohibition. The use of barbed wire or any other sharp-pointed material, devices or features that deliver an electric shock, devices or features that deliver a physical or health hazard on, as or on top of, fences, walls, retaining walls, or similar barriers, regardless of height, is prohibited.

Exception: Barbed wire may be installed where approved by the fire code official and a permit is obtained in accordance with the Administrative Section.

CHAPTER 4

SPECIAL DETAILED REQUIREMENTS BASED ON USE AND OCCUPANCY

SECTION 403

HIGH-RISE BUILDINGS

[F] Section 403.3.2 Water supply to required fire pumps is replaced in its entirety with the following:

Section 403.3.2 Water supply serving high-rise buildings. Water supply serving high-rise buildings shall be provided in accordance with IFCA Section 507.2.3.

[F] Section 403.4.1 Smoke detection is replaced in its entirety with the following:

[F] **403.4.1 Smoke detection.** Smoke detection shall be provided in accordance with IFCA Section 907.2.13.1.

[F] Section 403.4.2 Fire alarm systems is replaced in its entirety with the following:

[F] **403.4.2 Fire alarm systems.** A fire alarm system shall be provided in accordance with IFCA Section 907.2.13.

[F] Section 403.4.3 Standpipe system is replaced in its entirety with the following:

[F] **403.4.3 Standpipe system.** A standpipe system shall be provided in accordance with IFCA Section 905.

[F] Section 403.4.4 Emergency voice/alarm communication systems is replaced in its entirety with the following:

[F] **403.4.4 Emergency voice/alarm communication system.** An emergency voice/alarm communication system shall be provided in accordance with the IFCA Section 907.2.13.

[F] Section 403.4.5 Emergency responder radio coverage is replaced in its entirety with the following:

[F] **403.4.5 Emergency responder radio coverage.** Emergency responder radio coverage shall be provided in accordance with the IFCA Section 916.1.

[F] Section 403.4.6 Fire command is replaced in its entirety with the following:

[F] **403.4.6 Fire command center.** A fire command center shall be provided in accordance with IFCA Section 508.

Section 403.4.7 Smoke removal is replaced in its entirety with the following:

Section 403.4.7 Smoke control. Smoke control shall be provided in accordance with IFCA Section 909.

[F] Section 403.4.8 Standby and emergency power systems and their subsections are replaced in their entirety with the following:

[F] **403.4.8 Emergency power.** An emergency power system complying with Section 2702 shall be provided for the emergency power loads specified in IBCA Section 403.4.8.3.

[F] **403.4.8.1 Equipment room.** If the emergency power system includes a generator set inside a building, the system shall be located in a separate room enclosed with 2-hour *fire barriers*

constructed in accordance with Section 707 or *horizontal assemblies* constructed in accordance with Section 711, or both. System supervision with manual start and transfer features shall be provided at the *fire command center*.

Exception: In Group I-2, Condition 2, manual start and transfer features for the critical branch of the emergency power are not required to be provided at the *fire command center*.

[F] 403.4.8.2 Fuel line piping protection. Fuel lines supplying a generator set inside a building shall be separated from areas of the building other than the room the generator is located in by an approved method or assembly that has a fire-resistance rating of not less than 2 hours. Where the building is protected throughout with an automatic sprinkler system installed in accordance with Section 903.3.1.1 or 903.3.1.2, the required fire-resistance rating shall be reduced to 1 hour.

[F] 403.4.8.3 Emergency power loads. The following are classified as emergency power loads:

1. Power and lighting for the *fire command center* required by Section 403.4.6.
2. *Ventilation* and automatic fire detection equipment for *smokeproof enclosures*.
3. Elevators.
4. Where elevators are provided in a *high-rise building* for *accessible means of egress*, fire service access or occupant self-evacuation, the standby power system shall also comply with Sections 1009.4, 3007 or 3008, as applicable.
5. Exit signs and *means of egress* illumination required by Chapter 10.
6. Elevator car lighting.
7. *Emergency voice/alarm communication systems*.
8. Automatic fire detection systems.
9. *Fire alarm* systems.
10. Electrically powered fire pumps.
11. Smoke control equipment

Section 403.5.1 Remoteness of interior exit stairways is amended by modifying Exception 1 and adding Exception 4 as follows:

Exceptions:

1. For other than Group H and I-2 occupancies, the capacity, in inches, of means of egress stairways shall be calculated by multiplying the occupant load served by such stairways by a means of egress capacity factor of 0.25 inch (6.4 mm) per occupant in buildings equipped throughout with an automatic sprinkler system installed in accordance with IFCA Section 903.3.1.1 or 903.3.1.2 and an emergency voice/alarm communication system in accordance with IFCA Section 907.5.2.2.
4. The capacity, in inches, of the means of egress stairways serving Group H occupancies shall be calculated by multiplying the occupant load served by such stairways by a means of egress capacity factor of 0.7 inches (17.8 mm) per occupant.

Section 403.5.2 Additional interior exit stairway is amended by deleting the exception.

[F] Section 403.5.3 Stairway door operation is replaced with the following:

[F] 403.5.3 Stairway door operation. Locking of stairway doors shall be in accordance with IBCA Appendix Q Access control systems.

[F] Section 403.5.7 Accessible means of egress and area of rescue assistance is added:

[F] 403.5.7 Accessible means of egress and area of rescue assistance. Accessible means of egress shall comply with this section. One accessible means of egress is required in buildings subject to the requirements of Section 403 and possessing hoistway pressurization conforming to the provisions of IFCA Section 909.15.2. Where the travel distance from any accessible space to the area of rescue assistance exceeds the maximum travel distance permitted for the occupancy in accordance with Section 1017.1, additional areas of refuge shall be provided. Every required area of refuge shall be provided with direct access to an elevator complying with Section 1009.4. Where occupant evacuation elevators are provided in accordance with Section 403.6.2, areas of rescue assistance shall be located at these elevators.

[F] 403.5.7.1 Group A, B, E and M occupancies. In Group A, B, E and M occupancies, an elevator complying with Section 1009.4 and an area of rescue assistance /elevator lobby providing direct access to the elevator shall serve as the accessible means of egress. The area of rescue assistance shall be sized in accordance with Section 1009.6.3. Each area of rescue assistance shall be separated from the remainder of the story by a smoke barrier complying with Section 709.

[F] 403.5.7.2 Group R1, R2 and I1 occupancies. In Group R1, R2, and I1 occupancies, an elevator complying with Section 1009.4, with a fire-resistive corridor providing direct access to the elevator from all dwelling units or sleeping units shall serve as the only required accessible means of egress. An enclosed elevator lobby is not required.

Section 403.5.8 Area of rescue assistance /elevator lobby pressurization is added:

403.5.8 Area of rescue assistance/elevator lobby pressurization. The area of rescue assistance/elevator lobby shall be pressurized by the transfer of air from the pressurized hoist way through the leakage at the elevator doors.

SECTION 405

UNDERGROUND BUILDINGS

Section 405.1 General is amended by adding Exception 7:

Exceptions:

7. High Rise buildings shall comply with Section 403.

SECTION 406

MOTOR-VEHICLE-RELATED OCCUPANCIES

[PW] 406.4.9 Motor vehicle exiting from parking facilities is added:

[PW] 406.4.9 Motor vehicle exiting from parking facilities. Where ramps are provided for motor vehicles to exit from a parking facility or from a private drive onto the public right of way, the ramps shall be sloped at 0.5% minimum to 2% maximum for a distance at least 20 feet inside of the building or property line. Vertical curves shall be used at all grade breaks.

Exception:

When alternate slopes are approved by the “Transportation, Engineering and Planning Division” of Public Works.

**SECTION 414
HAZARDOUS MATERIALS**

Section 414.1.1 Other provisions is replaced with the following, subordinate sections to remain:

[F] **414.1.1 Other provisions.** Buildings and structures with an occupancy in Group H shall comply with this section and the applicable provisions of Section 415 and the International Fire Code. A performance-based design alternative may be proposed in accordance with Section 5001.3 of the IFCA.

**SECTION 415
GROUPS H-1, H-2, H-3, H-4 AND H-5**

Section 415.5 Emergency alarms is replaced with the following, subordinate sections to remain:

[F] **415.5 Emergency alarms.** Emergency alarms for the detection and notification of an emergency condition in Group H occupancies shall be provided as set forth herein and in accordance with IFCA Sections 908.8 and 5004.

SECTION 419 Live/work units is replaced in its entirety with the following:

**SECTION 419
LIVE/WORK UNITS**

419.1 General. A live/work unit is a *dwelling unit* or *sleeping unit* in which a significant portion of the space includes a non-residential use, which is operated, by the dwelling unit or sleeping unit occupant and shall comply with Section 419.

Exception:

Dwelling units or *sleeping units* which conform to the provisions of Section 59-89 of the Revised Municipal Code for the City and County of Denver shall be classified as a Home Occupancy, not a live/work unit.

419.1.1 Limitations. The following shall apply to all live/work areas:

1. The live/work unit is permitted to be a maximum of 3,000 square feet (479m²).
2. The non-residential area is permitted to be a maximum of 50% of the area of each live/work unit; such area shall be further limited to maximum occupant load of 49 persons, as determined by dividing the floor area under consideration by the occupant-per-unit-area factor assigned to the occupancy set forth in Table 1004.1.2.
3. The non-residential area function shall be limited to the first or main floor only of the live/work unit.
4. Aggregate amount of flammable and combustible liquids within each live/work unit shall not exceed 10 gallons. All flammable and combustible liquids shall be stored in liquid storage cabinets in accordance with IFC Section 5704.3.2, the amount in use shall not exceed 1 gallon.
5. Aggregate amount of flammable gas including LPG within each live/work unit shall not exceed 1-one pound cylinder in use with 1-one pound cylinder in storage.
6. Outside storage of any flammable and combustible liquids and flammable gases is prohibited.

419.2 Occupancies. Live/work units shall be classified as a Group R-2 occupancy. Separation requirements found in Sections 420 and 508 shall not apply within the live/unit when it is in compliance with Section 419. Commercial activities shall be limited to the following:

Group B occupancies

Group M occupancies, except motor fuel-dispensing facilities

Group F occupancy custom manufacturing establishments primarily engaged in the on-site production of goods by hand manufacturing which involve only the use of hand tools or mechanical equipment not exceeding two (2) horsepower per piece of equipment not to exceed a total of six horsepower; or a single kiln not exceeding eight (8) kilowatts or the equivalent in a gas fired fixture.

Spray finishing operations shall be limited to those allowed by International Fire Code Section 2404.9.

The aggregate of area of non-residential storage in the live/work unit shall be limited to 10% of the space dedicated to non-residential activities.

419.3 Fire-resistance-rated construction. The fire-resistance rating required by Sections 708 and 711.2.4 between units shall be a minimum of 1-hour construction.

419.4 Vertical openings. Floor opening between floor levels of a live/work unit is permitted without enclosure.

419.5 Fire protection. The live/work unit shall be provided with a fire sprinkler system designed and installed in accordance with Section 903.3.1.1 or 903.3.1.2, as applicable, throughout the building.

An approved automatic fire detection system shall be installed in accordance with the provisions of this code and NFPA72 throughout the non-residential area. Fire alarm system shall be monitored by Class 1 Central Station per IFC 907. Residential portions shall be equipped single-or multiple-station smoke alarms shall be installed in all of the following locations:

1. In sleeping areas.
2. In every room in the path of the means of egress from the sleeping area to the door leading from the sleeping unit.
3. In each story within the sleeping unit, including basements. For sleeping units with split-levels and without an intervening door between the adjacent levels, a smoke alarm installed on the upper level shall suffice for the adjacent lower level provided that the lower level is less than one full story below the upper level.
4. Power source shall be in accordance to IFC 907.2.11.6.
5. Interconnection of smoke detectors shall be in accordance to IFC 907.2.11.5.

Notification appliances shall be installed throughout the live/work area in accordance with the provisions of this code and NFPA72 throughout.

Devices, combinations of devices, appliances and equipment shall comply with Section 907.1.2.

419.6 Means of egress. Except as modified by this section, the provisions for Group R-2 occupancies in Chapter 10 shall apply to the entire live/work unit.

419.6.1 Means of egress doors serving the non-residential function area shall provide a floor or landing on each side of the door. Such floor or landing shall be at the same elevation on each side of the door.

419.6.2 Emergency escape and rescue openings shall be provided in the residential area in accordance with the provisions Section 1030. Section 1030.1, Exception No. 1 is not applicable to live/work units.

419.7 Accessibility. The applicable requirements of Chapter 11 shall apply to each area within the live/work unit.

419.8 Ventilation. The applicable requirements of the amended International Mechanical Code shall apply to each area within the live/work unit for the function within that space.

419.9 Structural. Floor loading for the areas within a live/work unit shall be designed to conform to Table 1607.1 based on the function within the space.

419.10 Electrical. The applicable requirements of Chapter 27 shall apply to each area within the live/work unit

419.11 Plumbing. The applicable requirements of the amended International Plumbing Code shall apply to each area within the live/work unit for the function within that space. The non-residential use portion of the live/work unit is not considered to be a Group R occupancy for the purpose of applying the provisions of amended IBC Section 2902.7.

CHAPTER 5

GENERAL BUILDING HEIGHTS AND AREAS

SECTION 507
UNLIMITED AREA BUILDINGS

[EB] Section 507.14 Existing buildings is added:

[EB] 507.14 Existing buildings. Any building constructed prior to March 26, 1994 and meeting the requirements of one of the categories in Table 507.14 is allowed to retain its existing area, provided the existing area does not exceed the allowable area of the code under which it was last certified for occupancy, including all applicable Modifications Under Special Circumstances and retrofit ordinances. Building additions shall satisfy the current code and Table 507.14.

TABLE 507.14
EXISTING BUILDING UNLIMITED AREA ADDITIONS

| Category | Occupancy Group | Maximum No. of Stories | Type of Construction | Auto Sprinkler Throughout | Minimum Open Space* |
|--|-----------------|------------------------|----------------------|---------------------------|---------------------|
| 1 | B, F, M, S | 1 | ALL | YES | 20' |
| 2 | -F2, S-2 | 1 | II, III-A | NR | 40' |
| NOTE: NR = NOT REQUIRED * = ENTIRELY SURROUNDED AND ADJOINED BY PUBLIC WAYS OR YARDS NOT LESS THAN DISTANCE INDICATED. ADDITIONAL OPEN SPACE MAY BE REQUIRED FOR FIRE DEPARTMENT ACCESS, SEE <i>FIRE CODE</i> . | | | | | |

SECTION 510
SPECIAL PROVISIONS

Section 510.2 Horizontal building separation allowance is revised as stated below:

Section 510.2 Horizontal building separation allowance. A building shall be considered as separate and distinct buildings for the purpose of determining area limitations, continuity of *fire walls*, limitation of number of *stories* and type of construction where all of the following conditions are met:

1. The buildings are separated with a *horizontal assembly* having a *fire-resistance rating* of not less than 3 hours. Vertical offsets in the *horizontal assembly* shall be within the height of the story and shall not serve to create an additional story above the *horizontal assembly*.

Items 2 through 6 remain unchanged.

CHAPTER 7 FIRE AND SMOKE PROTECTION FEATURES

SECTION 702 DEFINITIONS

Section 702.1 Definitions is modified to add the term “Drop-out ceiling.”

SECTION 705 EXTERIOR WALLS

Section 705.2 Projections is replaced in its entirety with the following:

705.2 Projections. Cornices, eave overhangs, exterior balconies and similar cantilevered or wall hung projections extending beyond the floor area shall conform to the requirements of this section and Section 1406. Exterior egress balconies, exterior exit stairways, and exterior ramps shall also comply with Sections 1021 and 1027, respectively. The distance from exterior edges of projections to the closest interior lot line or to an imaginary line between two buildings on the property shall not be less than four feet (1220 mm).

705.2.1 Type I and II construction. Projections from walls of Type I or II construction shall be of noncombustible materials or combustible materials as allowed by Sections 1406.3 and 1406.4.

705.2.2 Type III, IV or V construction. Projections from walls of Type III, IV or V construction shall be of any approved material.

705.2.3 Combustible projections. Combustible projections located where the distance from the exterior edges of projection to the closest interior lot line or to an imaginary line between two buildings on the property is less than 6 feet (1830 mm) shall be of at least 1-hour fire-resistance-rated construction, Type IV construction, fire-retardant-treated wood or as required by Section 1406.3.

Exceptions:

1. Type V construction shall be allowed for R-3 and U occupancies.
2. In buildings required by this Section to have fire resistance rated roof assemblies, vent openings in the bottom membrane of fire-resistance rated roof overhangs are permitted when buildings are protected by an automatic sprinkler system in accordance with Section 903.3.1.1 or 903.3.1.2.

705.2.4 Noncombustible projections. Noncombustible projections shall not be required to have a fire-resistance-rating.

Table 705.8 Maximum area of exterior wall openings based on fire separation distance and degree of opening protection is revised as stated below:

Table 705.8 remains as shown except as noted below:

Table 705.8 Maximum area of exterior wall openings based on fire separation distance and degree of opening protection, Fire separation distance rows “5 to less than 10” and “10 to less than 15”, are replaced, footnote 1 is added, and definitions “P, NS” and “P, S” are added (portions of table not shown do not change):

**TABLE 705.8
MAXIMUM AREA OF EXTERIOR WALL OPENINGS BASED ON FIRE SEPARATION DISTANCE
AND DEGREE OF OPENING PROTECTION**

| FIRE SEPARATION DISTANCE (feet) | DEGREE OF OPENING PROTECTION | ALLOWABLE AREA ^a |
|-------------------------------------|---|-----------------------------|
| 5 to less than 10 ^{e,f} | Unprotected, Nonsprinklered (UP, NS) | 10% ^h |
| | Unprotected, Sprinklered (UP, S) ⁱ | 25% |
| | Protected, Nonsprinklered (P, NS) | 25% |
| | Protected, Sprinklered (P,S) | 25% ¹ |
| 10 to less than 15 ^{e,f,g} | Unprotected, Nonsprinklered (UP, NS) | 15% |
| | Unprotected, Sprinklered (UP, S) ⁱ | 45% |
| | Protected, Nonsprinklered (P, NS) | 45% |
| | Protected, Sprinklered (P, S) | 45% ¹ |

P, NS Openings protected with an opening protective assembly in accordance with Section 705.8.2 in buildings not equipped throughout with an automatic sprinkler system in accordance with Section 903.3.1.1 or 903.3.1.2.

P, S Openings protected with an opening protective assembly in accordance with Section 705.8.2 in buildings equipped throughout with an automatic sprinkler system in accordance with Section 903.3.1.1 or 903.3.1.2.

1. Allowable area may be increased to 50% where openings are protected with water curtains designed to distribute 3 gpm per linear foot of wall opening with sprinklers placed at the ceiling 6 to 12 inches from the wall and 6 feet on center; see NFPA 13 “Water Curtains” for design requirements

Section 705.8.1 Allowable area of openings is amended by adding the following sentence to the end of the paragraph:

The provisions of this section are applicable to exterior wall openings with or without windows, to duct openings and to air transfer openings.

Section 705.8.2 Projected openings is amended by replacing the Exception in its entirety:

Exception:

Opening protectives are not required where the building is equipped throughout with an *automatic sprinkler system* in accordance with Section 903.3.1.1 or Section 903.3.1.2 and the exterior openings are protected by a water curtain using automatic sprinklers *approved* for that use.

Section 705.10 Ducts and air transfer openings is amended by adding Exception 2 and renumbering the existing Exception such that it is Exception 1.

Exceptions:

2. The building is equipped throughout with an automatic sprinkler system in accordance with Section 903.3.1.1.

Section 707.9 Voids at intersections is replaced in its entirety with the following:

707.9 Voids at intersections. The voids created at the intersection of a *fire barrier* and a non fire-resistance-rated roof sheathing, slab or deck or a non fire-resistance-rated exterior wall assembly shall be filled. An approved material or system shall be used to fill the void, and shall be securely installed in or on the intersection for its entire length so as not to dislodge, loosen or otherwise impair its ability to accommodate expected building movements and to retard the passage of fire and hot gases.

**SECTION 711
HORIZONTAL ASSEMBLIES**

Section 711.2.5 Ceiling Panels is replaced in its entirety with the following:

711.2.5 Lay-in ceiling systems. Lay-in ceiling systems shall be in accordance with IBCA Sections 711.2.5.1 and 711.2.5.

711.2.5.1 Fire-resistance-rated assemblies. Where the weight of lay-in ceiling panels, used as part of fire-resistance-rated floor/ceiling or roof/ceiling assemblies, is not adequate to resist an upward force of 1 pound per square foot (48Pa), wire or other *approved* devices shall be installed above the panels to prevent vertical displacement under such upward force.

711.2.5.2 Drop-out ceiling panels. Drop-out ceiling panels are prohibited.

Exception: In non-sprinklered areas, listed drop-out ceiling panels are permitted when installed in accordance with their listing.

**SECTION 712
VERTICAL OPENINGS**

Section 712.1.12 is replaced in its entirety with the following:

712.1.12 Exit access stairways and ramps. Vertical openings containing exit access stairways or ramps in accordance with Section 1019 shall be permitted provided that buildings with smoke control have openings protected by draft curtains, closely spaced sprinklers in accordance with NFPA 13 and smoke detectors located at the floor side of the opening.

**SECTION 713
SHAFT ENCLOSURES**

Section 713.13.1 Waste and linen is replaced in its entirety with the following:

713.13.1 Waste and linen. A shaft enclosure containing a recycling, or waste or linen chute shall not be used for any other purpose and shall be enclosed in accordance with Section 713.4. A shaft enclosure shall be permitted to contain both recycling and waste chutes. Openings into the shaft, from access rooms and discharge rooms, shall be protected in accordance with this section and Section 716. Openings into chutes shall not be located in corridors. Doors into chutes shall be self-closing. Discharge doors shall be self- or automatic-closing upon the actuation of a smoke detector in accordance with Section 716.5.9.3, except that

heat-activated closing devices shall be permitted between the shaft and the discharge room.

Section 713.4 Fire resistance rating is amended by adding the following Exception:

Exception:

Shaft enclosures for piping, ducts and vents may be of one-hour fire-rated construction in buildings of five stories or less and of Construction Types of IIA, IIB, IIIA, VA.

Section 713.5 Continuity is amended by adding the following Exception:

Exception:

Shaft enclosures for piping, ducts and vents in Construction Types of IIB, IIIB and VB may be supported on non fire-rated assemblies.

SECTION 717

DUCTS AND AIR TRANSFER OPENINGS

717.5.3 Shaft enclosures is amended by deleting Exception 1.3 and Exception 4. Ducts penetrating shaft enclosures that are a part of the smoke control system shall conform to IFCA Section 909.

SECTION 718

CONCEALED SPACES

Section 718.6 Occupancy Groups R and I in cold-formed metal-framed buildings is added as follows:

718.6 Occupancy Groups R and I in cold-formed metal-framed buildings. Draftstopping shall be provided in floor/ceiling and *attic* spaces of metal-framed buildings or portions thereof containing occupancy Group R-1, Group R-2 with three or more *dwelling units*, Group R-3 with two or more *dwelling units* and all Group R-4 and Group I. Draftstopping shall be located in accordance with Section 718.6.1 through 718.6.4.

Exception:

Draftstopping is not required in buildings equipped throughout with an automatic sprinkler system in accordance with IFCA Section 903.3.1.1 provided automatic sprinklers are installed in the concealed floor/ceiling and *attic* spaces.

718.6.1 Draftstopping at dwelling unit and sleeping unit separations. Draftstopping shall be located above and in line with the *dwelling unit* and *sleeping unit* separations so that the area between *draftstops* does not exceed 5,000 square feet and the greatest horizontal dimension does not exceed 80 feet.

718.6.2 Draftstopping at corridors. Draftstopping shall be located above and in line with the *corridor* walls.

Exception:

Where *corridor* walls provide a *sleeping unit* or *dwelling unit* separation, draftstopping shall only be required above one of the *corridor* walls.

718.6.3 Draftstopping in attics. Draftstopping shall be installed to subdivide *attic* spaces and concealed roof spaces in the locations above and in line with walls identified in Sections 718.6.1 and 718.6.2.

718.6.4 Draftstopping materials. Draftstopping materials shall be not less than ½-inch (12.7 mm) gypsum board, cement fiberboard or other *approved* (rigid) non-combustible materials adequately supported. The integrity of *draftstops* shall be maintained.

CHAPTER 9 FIRE PROTECTION SYSTEMS

Chapter 9 is referred to the Denver Fire Code Amendments except as specified below.

SECTION 901

GENERAL

Section 901 GENERAL is retained in its entirety.

SECTION 902

DEFINITIONS

Section 902 is replaced in its entirety with Section 902 of the IFC as amended in accordance with the IFCA.

SECTION 903

AUTOMATIC SPRINKLER SYSTEMS

Section 903 Automatic sprinkler systems is replaced in its entirety with Section 903 of the IFC as amended in accordance with the IFCA.

SECTION 904

ALTERNATIVE AUTOMATIC FIRE-EXTINGUISHING SYSTEMS

Section 904 Alternative automatic fire-extinguishing systems is replaced in its entirety with Section 904 of the IFC as amended in accordance with the IFCA.

SECTION 905

STANDPIPE SYSTEMS

Section 905 Standpipe systems is replaced in its entirety with Section 905 of the IFC as amended in accordance with the IFCA.

SECTION 906

PORTABLE FIRE EXTINGUISHERS

Section 906 Portable fire extinguishers is replaced in its entirety with Section 906 of the IFC as amended in accordance with the IFCA.

SECTION 907

FIRE ALARM AND DETECTION SYSTEMS

Section 907 Fire alarm and detection systems is replaced in its entirety with Section 907 of the IFC as amended in accordance with the IFCA.

SECTION 908

EMERGENCY ALARM SYSTEMS

Section 908 Emergency alarm systems is replaced in its entirety with Section 908 of the IFC as amended in accordance with the IFCA.

SECTION 909

SMOKE CONTROL SYSTEMS

Section 909 Smoke control systems is replaced in its entirety with Section 909 of the IFC as amended in accordance with the IFCA.

SECTION 910

SMOKE AND HEAT REMOVAL

Section 910 Smoke and heat removal is replaced in its entirety with Section 910 of the IFC as amended in accordance with the IFCA.

SECTION 911

FIRE COMMAND CENTER

Section 911 Fire Command Center is replaced in its entirety with Section 508 of the IFC as amended in accordance with the IFCA.

SECTION 912

FIRE DEPARTMENT CONNECTIONS

Section 912 Fire Department Connections is replaced in its entirety with Section 912 of the IFC as amended in accordance with the IFCA.

SECTION 913

FIRE PUMPS

Section 913 Fire Pumps is replaced in its entirety with Section 913 of the IFC as amended in accordance with the IFCA.

SECTION 914

EMERGENCY RESPONDER SAFETY FEATURES

Section 914 Emergency Responder Safety Features is replaced in its entirety with Sections 316 and 509 of the IFC as amended in accordance with the IFCA.

SECTION 915

CARBON MONOXIDE DETECTION

Section 915 Carbon monoxide detection is replaced in its entirety with Section 915 of the IFC as amended in accordance with the IFCA.

SECTION 916

EMERGENCY RESPONDER RADIO COVERAGE

Section 916.1 is replaced in its entirety with the following:

[F] **916.1 General.** Emergency responder radio coverage shall be provided in all new buildings in accordance with Section 510 of the *International Fire Code*, as amended.

CHAPTER 10

MEANS OF EGRESS

SECTION 1003 GENERAL MEANS OF EGRESS

Section 1003.7 Elevators, escalators and moving walks is replaced in its entirety with the following:

1003.7 Elevators, escalators and moving walks. Elevators, escalators and moving walks shall not be used as a component of a required *means of egress* from any other part of the building.

Exceptions:

1. Elevators used as an accessible *means of egress* in accordance with Section 1009.4.
2. Escalators serving fixed guideway transit system platforms in accordance with NFPA 130.

[B] SECTION 1004 OCCUPANT LOAD

Section 1004.1.2 Areas without fixed seating is amended by replacing the section and Exception with the following:

1004.1.2 Areas without fixed seating. The number of occupants shall be computed at the rate of one occupant per unit of area as described in Table 1004.1.2. For areas without *fixed seating*, the occupant load shall be not less than that number determined by dividing the floor area under consideration by the *occupant load* factor assigned to the function of the space as set forth in Table 1004.1.2. Where an intended function is not listed in Table 1004.1.2, the *building official* and *fire code official* shall establish a function based on a listed function that most nearly resembles the intended function.

Exception:

1. Where approved by the *building official* and *fire code official*, the actual number of occupants for whom each occupied space, floor or building is designed, although less than those determined by calculation shall be permitted to be used in the determination of the design occupant load.
2. In bars, taverns or similar uses along the counters primarily at which alcohol beverages are served to customers, including those with fixed seats, the occupant load shall not be less than one person for every 3 square feet (0.28 m²) along the serving counter, for a depth of 36 inches (914 mm) from the serving counter.

Table 1004.1.2 Maximum Floor Area Allowances Per Occupant is amended by adding footnote “b” to “Decks” as follows and adding additional requirements for Group F-1 occupancy for marijuana plant husbandry operations:

Table 1004.1.2

| | |
|-------------------------------|-----------------------|
| Skating rinks, swimming pools | |
| Rink and pool | 50 gross |
| Decks | 15 ^b gross |

| | |
|--|----------------------------|
| Flowering or vegetative room (F-1 occupancy for marijuana plant husbandry) | 300 net (agricultural use) |
| Work areas (F-1 occupancy for marijuana plant husbandry) | 100 gross |

b. For swimming pools that only serve Group R-2 and R-3 Occupancies, the occupant load factor for the pool deck shall be 30 gross square feet.

Section 1004.3 Posting of occupant load is replaced in its entirety with the following:

1004.3 Posting of occupant load. Every room or space that is an assembly function with an *occupant load* of 40 or more shall have the *occupant load* of the room or space posted in a conspicuous place, near the main *exit* or *exit access doorway* from the room or space. Posted signs shall be of an *approved* legible permanent design and shall be maintained by the owner or the owner’s authorized agent.

[F] SECTION 1005

MEANS OF EGRESS SIZING

[F] Section 1005.3.1 Stairways is amended by modifying Exception 1 and adding Exception 4:

Exceptions:

1. For other than Group H and I-2 occupancies, the capacity, in inches, of means of egress stairways shall be calculated by multiplying the occupant load served by such stairways by a means of egress capacity factor of 0.25 inch (6.4 mm) per occupant in buildings equipped throughout with an automatic sprinkler system installed in accordance with IFCA Section 903.3.1.1 or 903.3.1.2 and an emergency voice/alarm communication system in accordance with IFCA Section 907.5.2.2.
4. The capacity, in inches, of the *means of egress stairways* serving Group H occupancies shall be calculated by multiplying the *occupant load* served by such *stairways* by a *means of egress* capacity factor of 0.7 inches (17.8 mm) per occupant.

[F] Section 1005.3.2 Other egress components is amended by modifying Exception 1 and adding Exception 4:

Exceptions:

1. For other than Group H and I-2 occupancies, the capacity, in inches, of means of egress components other than stairways shall be calculated by multiplying the occupant load served by such component by a means of egress capacity factor of 0.175 inch (4.5 mm) per occupant in buildings equipped throughout with an automatic sprinkler system installed in accordance with IBCA/IFCA Section 903.3.1.1 or 903.3.1.2 and an emergency voice/alarm communication system in accordance with IFCA Section 907.5.2.2.
4. The capacity, in inches, of the *means of egress* components other than *stairways* serving Group H occupancies shall be calculated by multiplying the *occupant load* served by such components by a *means of egress* capacity factor of 0.4 inches (10.2 mm) per occupant.

**SECTION 1006
NUMBER OF EXITS AND EXIT ACCESS DOORWAYS**

Section 1006.2.1 is amended by adding Section 1006.2.1.2 as follows:

1006.2.1.2 Access to exit. Where the *exit access travel distance* exceeds the maximum *common path of egress travel distance* in IBC/IFC Table 1006.2.1, or the design *occupant load* exceeds the maximum *occupant load* in IBC/IFC Table 1006.2.1, two separate *exit access* routes shall be available from the terminus of the *common path of egress travel* that diverge at a minimum rate of 10 feet for every 10 feet from the terminus, until the separation distance determined in accordance with IBC/IFC Section 1007.1.1 is achieved or the distance from the terminus to the nearest *exit* is reached.

Exception:

Where a building is equipped throughout with an *automatic sprinkler* system in accordance with IFCA Section 903.3.1.1 or 903.3.1.2, the divergence rate shall not be less than 6 feet for every 10 feet from the terminus of the *common path of egress travel distance*.

**[B] SECTION 1007
EXIT AND EXIT ACCESS DOORWAY CONFIGURATION**

Section 1007.1.1 Two exits or exit access doorway is revised by adding Exception 3 as follows:

Exceptions:

3. In buildings constructed prior to March 26, 1994, two existing stairways within the same enclosure but completely separated from each other by rated construction in conformance with the requirements of the building code under which the building was last certified for occupancy (scissor stairs), including Modifications Under Special Circumstances and applicable retrofit ordinances, shall be considered two separate exits, provided:
 - a. This scissor stair is currently recognized as two separate exits.
 - b. This scissor stair has been used continuously as two separate exits since the building was certified for occupancy.
 - c. The number of existing exits shall not be reduced.
 - d. The doors leading into each side of the exit enclosure for scissor stairs shall not be required to meet the dimensional separation requirements of Section 1007.1.1.

**[B] SECTION 1009
ACCESSIBLE MEANS OF EGRESS**

[B] Section 1009.1 Accessible means of egress required is replaced in its entirety with the following:

[BE] 1009.1 Accessible means of egress required. Accessible *means of egress* shall comply with this section. Accessible spaces shall be provided with not less than one accessible *means of egress*. Where more than one *means of egress* is required by IBC/IFC Section 1006.2 or 1006.3 from any *accessible* space, each *accessible* portion of the space shall be served by not less than two accessible *means of egress*. Buildings required to comply with IBC Section 403 shall be provided with accessible means of egress in accordance with IBCA Section 403.5.7.

Exceptions:

1. Accessible means of egress are not required in alterations to existing buildings that were not required to provide an accessible means of egress under one or more of the following:
 - a. The building and fire codes in effect when the building was reviewed and permitted for construction;
 - b. The building and fire codes in effect when the building was last certified for occupancy;
 - c. All applicable retrofit ordinances;
 - d. Modification under the Administration Section.
2. One accessible *means of egress* is required from an *accessible mezzanine* level in accordance with IBC/IFC Section 1009.3, 1009.4 as amended or 1009.5 as amended.
3. In assembly areas with ramped *aisles* or stepped *aisles*, one accessible *means of egress* is permitted where the *common path of egress travel* is *accessible* and meets the requirements in Section 1029.8.

[F] Section 1009.4 Elevators is amended by replacing the 2nd sentence with the following:

Emergency or standby power shall be provided in accordance with IFCA Section 607.

Section 1009.5 is amended by changing the reference from “Chapter 27” to “IFCA Section 919.8”.

Section 1009.6.4 Separation is replaced in its entirety with the following:

1009.6.4 Separation. Each area of refuge shall be separated from the remainder of the story by a smoke barrier complying with IBC Section 709 or a horizontal exit complying with IBC/IFC Section 1026. Each area of refuge shall be designed to minimize the intrusion of smoke.

Exceptions:

1. *Areas of refuge* located within an enclosure for *interior exit stairways* complying with IBC/IFC Section 1023.
2. *Areas of refuge* in outdoor facilities where *exit access* is essentially open to the outside.

1009.6.4.1 Elevator lobby areas of refuge. Elevator lobby areas of refuge shall be enclosed by smoke barriers in accordance with IBC Section 709. Openings in the elevator shaft enclosure other than those directly serving an area of refuge shall be protected from the intrusion of smoke in accordance with IBC Sections 716.5.3 and 717.5.3 as amended.

Exceptions:

1. Elevator hoistway doors at the level of exit discharge are not required to be smoke-protected.
2. Openings in elevator hoistways pressurized in accordance with IFCA Section 909

Section 1009.8.1 System requirements is replaced in its entirety with the following:

1009.8.1 System requirements. A two-way communication system shall provide two-way voice communication and visual annunciation between call boxes at locations required by IBC/IFC Section 1009.8 and a master control station. Call boxes provided in addition to those in required locations shall comply with this Section.

The master control station shall be installed in the Fire Command Center (FCC) where provided. In a building where an FCC is not provided, or where multiple master control stations are proposed, locations shall be as approved by the fire code official. In buildings with multiple master control stations, required features and

functionality shall be provided simultaneously at all of them. In this configuration, the Fire Code Official shall designate the overriding master control station that supersedes all additional master control stations and assumes any telephone connection established with a monitoring location or 911.

A call from a call box shall be directed to the master control station. When the master control station is not constantly attended, the call shall be redirected automatically within 30 seconds to an approved monitoring location. The call shall be redirected to 911 if the building does not have an approved monitoring location or if no one at the monitoring location is capable of answering the call and taking appropriate action. The call shall not be transmitted to an automated answering system. Two-way voice communication shall be established between the call box and a person at the monitoring location capable of taking appropriate action, or 911. Two-way voice communication shall be discontinued only when monitoring-location personnel or emergency personnel terminate the call.

The two-way communication system shall be connected to a source of standby power capable of providing the required functionality for a minimum of four hours when the normal power supply fails. The two-way communication system shall be monitored for integrity and annunciated in accordance with NFPA 72, 10.18.2.

The following features shall be provided at the call boxes:

1. The controls shall be accessible and usable by people with disabilities. Clearance, location, protrusion, labeling, signage, and operability of the equipment and user interface shall comply with ANSI A117.1.
2. A push button to activate two-way communication shall be provided.
3. An ANSI A117.1-compliant protective cover shall be provided over the face of the call box, including the button. The cover shall be openable with one hand and shall not require tight grasping, pinching, or twisting of the wrist. Upon releasing the cover from its closed position, it shall hold itself in the open position so as to provide clear access to activate the button with the same hand. The maximum force required to activate operable parts shall not exceed 5 lbs(22.2 N). In the open position, the cover shall not encroach on reach ranges required by ANSI A117.1. When the cover is in the open position, the button shall be clearly visible.
4. **“EMERGENCY EVACUATION ASSISTANCE”** shall be permanently identified on the protective cover in blue lettering with white contrast or white lettering with blue contrast. The lettering shall be clearly visible, 5/8” (16mm) minimum height, and ANSI A117.1 compliant.
5. When the button is pushed, the two-way communication system shall initiate a call for assistance at the master control station. A visual indication shall be provided on or adjacent to the button, and an audible signal shall be provided to acknowledge successful initiation
6. After the acknowledgement signals are sent, two-way communication shall be established without any intentional delay or required intervention by the person initiating the call. Audible and visual indications shall be provided on the call box to acknowledge two-way voice communication has been established. Visual indication shall be deactivated only when the two-way voice communication is terminated.

The following features shall be provided at the master station(s):

1. Identification of the master control station as the emergency evacuation system master control station;
2. Text operating instruction on the use of the systems;

3. The ability to receive and answer calls from all call boxes in the building served by the master control station;
4. The ability to identify the specific location (story and room) of every call box actively engaged in a call with the master control station;
5. The ability to initiate a call to a call box;
6. The ability to simultaneously put multiple calls on hold without terminating any.

Section 1009.8.2 Directions is replaced in its entirety with the following:

1009.8.2 Directions. Directions for the use of the two-way communication system, instructions for summoning assistance via the two-way communication system and written identification of the location shall be posted adjacent to each call box. Clearly visible ANSI A117.1 compliant signage shall be posted as follows:

1. Text operating instructions on the use of the system shall be posted on or adjacent to the call box;
2. Tactile operating instructions shall be incorporated on or adjacent to the buttons and shall be readily accessible to touch once the cover is in the open position;
3. The written location of the call box shall be posted adjacent to the call box;
4. The statement “**PUSH FOR EMERGENCY EVACUATION ASSISTANCE**” shall be permanently identified on the call box adjacent to the push buttons;
5. The statement “**PERSONS ABLE TO USE THE EXIT STAIRWAY DO SO AS SOON AS POSSIBLE, UNLESS THEY ARE ASSISTING OTHERS**” shall be posted on or adjacent to the call box;
6. The statement “**AFTER ACTIVATING THE COMMUNICATION SYSTEM, WAIT HERE FOR ASSISTANCE**” shall be posted on or adjacent to the call box;
7. Directions to all other means of egress shall be posted near the call box;
8. Information on planned availability of assistance in the use of stairs or supervised operation of elevators and how to summon such assistance shall be posted on or adjacent to call box within the stair enclosure.
9. Other information required by the Building or Fire Code Official or the design professional of record.
10. Directions for use shall be as shown in Figure 1009.8.2.

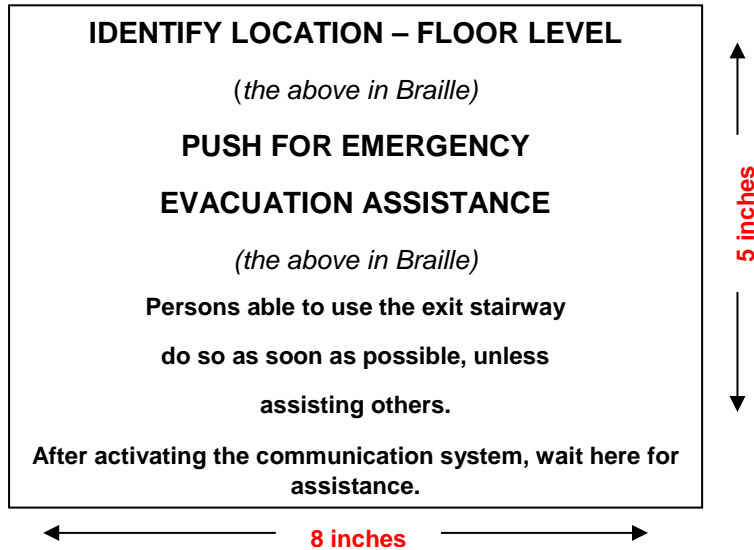


Figure 1009.8.2

Section 1009.8.3 Problematic systems is added as follows:

1009.8.3 Problematic systems. Existing two-way communication systems shall be modified to comply with IBCA/IFCA Section 1009.8.1 when two (2) or more nuisance calls are placed within a twenty-four (24) hour period, three (3) or more within a thirty (30) day period, or ten (10) or more within a twelve (12) month period. In addition a fine is permitted to be imposed in all cases where the number of nuisance calls exceeds ten (10) within a twelve (12) month period.

The property owner shall be responsible for maintaining the two-way communication systems required by this code to provide, at a minimum, the level of reliability and performance as required when originally permitted. Malfunctioning two-way communication systems shall be immediately repaired or replaced. Legal action is permitted to be imposed for two-way communication systems found to be malfunctioning. Permits shall be obtained in accordance with IFCA Section 105 for all work on two-way communication systems required by this code.

SECTION 1010

DOORS, GATES AND TURNSTILES

Section 1010.1.9.1 Hardware is replaced in its entirety with the following:

1010.1.9.1 Hardware. Door handles, pulls, latches, locks and other operating devices on doors required to be *accessible* by Chapter 11 shall not require tight grasping, tight pinching or twisting of the wrist to operate. Thumb turn locks are prohibited.

Section 1010.1.9.5 Unlatching is amended by adding Exception 5.

Exceptions:

5. Notwithstanding the last sentence of Section 1010.1.9.1, accessible thumb turn locks are allowed on manually operated sliding doors serving offices with an occupant load of 10 or less. For the purposes of this exception, accessible shall mean a lever with a minimum dimension from the pivot of at least three inches that can be operated with a closed fist by applying no more than 5 pounds of force to the

lever.

Section 1010.1.9.6 Controlled egress doors in Groups I-1 and I-2 is amended by deleting Exception 2.

Section 1010.1.9.7 Delayed egress locks is deleted in its entirety and are addressed by IBCA Appendix Q, Access Control Systems.

Section 1010.1.9.8 Sensor release of electronically locked egress doors are addressed by IBCA Appendix Q, Access Control Systems.

Section 1010.1.9.9 Electromagnetically locked egress doors is deleted in its entirety and are addressed by IBCA Appendix Q, Access Control Systems.

Section 1010.1.9.11 Stairway doors is amended by deleting the Exceptions 2 through 5 in their entirety and replacing them with the following:

Exception:

2. Stairway doors may be locked in accordance with IBCA Appendix Q, Access Control Systems.

**[B] SECTION 1011
STAIRWAYS**

Section 1011.12 Stairway to roof is amended by deleting the Exception.

[B] Section 1011.12.2 Roof access is amended by deleting the Exception.

[B] Section 1011.12.3 Roof hatches is added:

1011.12.3 Roof hatches. All interior stair enclosures that extend to the roof shall have, at the highest point of the enclosure, an approved roof hatch openable to the exterior (also see IFCA Section 504.4). The hatch shall be a minimum of 16 square feet (1.5 m²) in area with a minimum dimension of 2 feet (610 mm).

Exceptions:

1. Roof hatches are not required on pressurized stairway enclosures.
2. Enclosures of stairways that extend to the roof in accordance with IBC/IFC Sections 1011.12 and 1011.12.2, as amended, and provided with a penthouse complying with IBC Section 1510.2.

**SECTION 1013
EXIT SIGNS**

Section 1013.3 Illumination is replaced in its entirety with the following:

1013.3 Illumination. Exit signs shall be electrically- powered and internally illuminated.

Exceptions:

1. Tactile signs required by IBC/IFC Section 1013.4 need not be provided with illumination.
2. Edge-illuminated signs are permitted where listed and labeled in accordance with UL 924.

Section 1013.5 Internally illuminated exit signs is replaced in its entirety with the following:

1013.5 Internally illuminated exit signs. Electrically powered exit signs shall be listed and labeled in accordance with UL 924 and shall be installed in accordance with the manufacturer's instructions and IFC Section 604, as amended. Exit signs shall be illuminated at all times.

Section 1013.6 Externally illuminated exit signs is replaced in its entirety with the following:

1013.6 Graphics. Exit signs shall have green lettering or pictograms on a contrasting field, or white lettering or pictograms on a green field. Pictograms shall comply with NFPA 101. Every sign required shall be of such size and design that it is readily visible and shall provide contrast with all decorations, interior finish, or other signs. Letters shall be not less than 6 inches (150 mm) high, with the principal strokes of letters not less than 3/4 inch (19 mm) wide.

Section 1013.6.1 Graphics is renamed Graphics lettering.

Section 1013.6.2 Exit sign illumination and Section 1013.6.3 Power source are deleted.

SECTION 1018

AISLES

Section 1018.5 Aisles in other than assembly spaces and groups B and M is amended by adding Exception 2.

Exceptions:

2. Aisles in high-piled combustible storage areas shall comply with the applicable provisions of Chapter 32 of the *International Fire Code*, as amended.

SECTION 1019

EXIT ACCESS STAIRWAYS AND RAMPS

Section 1019.3 Occupancies other than Groups I-2 and I-3 is amended by replacing item 4 with the following:

4. *Exit access stairways and ramps* in buildings equipped throughout with an *automatic fire sprinkler system* in accordance with IFC Section 903.3.1.1, where the area of the vertical openings between stories does not exceed twice the horizontal projected area of the *stairway* or *ramp* and the opening is protected by a draft curtain and closely spaced sprinklers in accordance with NFPA 13. This provision is limited to openings that do not connect more than four stories.

SECTION 1020

CORRIDORS

Section 1020.1 Construction is amended by replacing Exception 4 in its entirety with the following and by adding Exception 6:

Exceptions:

4. Corridor walls and ceilings need not be of fire-resistive construction within single-tenant office spaces.
6. Corridor walls and ceilings need not be of fire-resistive construction when serving a conference or assembly room having an occupant load of less than 100 located within a

single-tenant office space.

SECTION 1021 EGRESS BALCONIES

Section 1021.4 Location is deleted in its entirety and replaced by the following:

1021.4 Location. Exterior egress balconies shall have a minimum *fire separation distance* of 10 feet (3048 mm) measured at right angles from the exterior edge of the egress balcony to the following:

1. Adjacent *lot lines*.
2. Other buildings or other portions of the same building on the same lot, unless opening limitations and protection are provided as defined below:
 - a. Openings in exterior walls of adjacent buildings or other portions of the same building on the same lot located less than 3 feet from the exterior egress balcony are not permitted. Exterior walls of the adjacent building shall have a minimum one-hour fire resistance rating and not less than the fire resistance rating required in Table 602.
 - b. Openings in exterior walls of adjacent buildings or other portions of the same building on the same lot shall be protected by not less than 45-minute opening protection assemblies when located between 3 feet and 10 feet from the exterior egress balcony. Sprinkler protection shall not be substituted for 45-minute opening protection assemblies.
 - c. Area of exterior openings in the adjacent buildings or portions of the same building on the same lot shall not exceed the opening area limits specified in Table 705.8 for that portion of the exterior wall adjacent to and at right angle to the exterior egress balcony.

SECTION 1023 INTERIOR EXIT STAIRWAYS AND RAMPS

Section 1023.11.2 Enclosure access is deleted in its entirety.

SECTION 1025 LUMINOUS EGRESS PATH MARKINGS

Section 1025.1 General is replaced in its entirety with the following:

1025.1 General. *Approved* luminous egress path markings delineating the exit path shall be provided in *high-rise buildings* of Group A, B, E, I, M, and R-1 occupancies in accordance with Sections 1025.1 through 1025.5.

Exceptions:

1. Luminous egress path markings shall not be required on the *level of exit discharge* in lobbies that serve as part of the exit path in accordance with Section 1028.1, Exception 1.
2. Luminous egress path markings shall not be required where illumination level under emergency power is provided in accordance with Section 1008.3.5 and the power supply to the means of egress illumination within interior exit enclosures, interior exit ramps, and exit passageways is powered by all of the following:
 - A. Premises' electrical supply,
 - B. Generator electrical supply, and
 - C. Emergency storage battery units at each fixture to provide power for duration of not less than

90 minutes.

SECTION 1027

EXTERIOR EXIT STAIRWAYS AND RAMPS

Section 1027.5 Location is replaced in its entirety with the following:

1027.5 Location. *Exterior exit stairways and ramps* shall have a minimum fire separation distance of 10 feet (3048 mm) measured at right angles from the exterior edge of the *stairway or ramps*, including landings, to:

1. Adjacent *lot lines*.
2. Other buildings or other portions of the same building on the same lot, unless opening limitations and protection are provided as defined below:
 - a. Openings in exterior walls of adjacent buildings or other portions of the same building on the same lot located less than 3 feet from the *exterior exit stairways or ramps* are not permitted. Exterior walls of the adjacent building shall have a minimum one-hour fire resistance rating and not less than the fire resistance rating required in Table 602.
 - b. Openings in exterior walls of adjacent buildings or other portions of the same building on the same lot shall be protected by not less than 45-minute opening protection assemblies when located between 3 feet and 10 feet from the *exterior exit stairway or ramp*. Sprinkler protection shall not be considered a substitute to 45-minute opening protection. Exterior walls of the adjacent building shall not be substituted for 45-minute opening protection assemblies.
 - c. Area of exterior openings in the adjacent buildings or portions of the same building on the same lot shall not exceed the opening area limits specified in Table 705.8 for that portion of the exterior wall adjacent to and at right angle to the *exterior exit stairway or ramp*.

[F] SECTION 1029

ASSEMBLY

[F] Section 1029.14 Seat stability is replaced in its entirety with the following:

1029.14 Seat stability. In a building, room or space used for assembly purposes, the seats shall be securely fastened to the floor.

Exceptions:

1. Seats are not required to be fastened to the floor in places of assembly or portions thereof:
 - with 100 or fewer seats, and
 - with an actual net area per occupant greater than or equal to 7 sq. ft., and
 - without ramped or tiered floors for seating.
2. Seats are not required to be fastened to the floor in places of assembly or portions thereof:
 - with 100 or fewer seats, and
 - with an actual net area per occupant greater than or equal to 7 sq. ft., and
 - with ramped or tiered floors for seating, and
 - where plans showing seating, tiers and aisles were submitted to, reviewed and permitted by the *fire code official*.
3. Seats are not required to be fastened to the floor in places of assembly or portions thereof:
 - with more than 100 and fewer than 200 seats, and
 - with an actual net area per occupant greater than or equal to 7 sq. ft., and

- without ramped or tiered floors for seating, and
 - with seats fastened together in groups of five or more.
4. Seats are not required to be fastened to the floor in places of assembly or portions thereof:
 - with seating at tables, and
 - with an actual net area per occupant greater than or equal to 15 sq. ft., and
 - without ramped or tiered floors for seating.
 5. Groups of seats are not required to be fastened to the floor in places of assembly or portions thereof:
 - with 14 or fewer seats per group, and
 - with an actual net area per occupant greater than or equal to 7 sq. ft., and
 - without ramped or tiered floors for seating, and
 - groups are separated from other seating by railings, guards, partial height walls or similar barriers.
 6. Seats intended for musicians or other performers and separated by railings, guards, partial height walls or similar barriers shall not be required to be fastened to the floor.
 7. Special events permitted in accordance with IFCA Section 105.6. Loose seats, folding chairs or similar seating facilities that are not fixed to the floor shall be securely fastened together in groups of five or more.
 8. All accessible and companion seating as required by currently adopted ICC A117.1-2009 Chapter 8.

CHAPTER 11

ACCESSIBILITY

SECTION 1101

GENERAL

Section 1101.1 Scope is amended by adding the following sentences to the end of the paragraph:

In addition to the requirements of this chapter, the provisions of Title 9, Article 5, Colorado Revised Statutes, as amended, Standards for Accessible Housing, shall be enforced by this Code. Title 9, Article 5, C.R.S. as amended is reproduced in Appendix R of this Code for reference.

Section 1101.3 Notice and warning is added:

1101.3 Notice and warning. Although the Code enforces the provisions of Title 9, Article 5, C.R.S., as amended, as set out in Section 1101.1 above, the Code has not been certified or otherwise conformed by the U.S. Government or State of Colorado to the requirements or the Americans with Disabilities Act (“ADA”) the Rehabilitation Act, the HUD Fair Housing Act or any other State of Colorado accessibility laws, including but not limited to the Colorado Anti- Discrimination Act (“CADA”).

Therefore, compliance with the Code does not assure compliance with Titles II or III of the ADA, the Rehabilitation Act, the HUD Fair Housing Act or any other Federal or State laws, except as provided in Section 1101.1 above, or any regulations or guidelines enacted or promulgated with respect to such laws. The City and County of Denver is not responsible for enforcement of the ADA, Rehabilitation Act, HUD Fair Housing Act or such other Federal or State laws, except as provided in Section 1101.1 above.

Building plans submitted under this Code will be reviewed and inspected for compliance with the Code and will not be reviewed or inspected for compliance with the requirements of the ADA, Rehabilitation Act, HUD Fair Housing Act or other Federal or State laws, except as provided in Section 1101.1 above. Therefore, it is the sole responsibility of the developer or building owner to have their plans or facilities independently evaluated by knowledgeable professionals in order to comply with the applicable requirements of the above-listed laws.

Any modification to a building will require a building permit.

CHAPTER 15

ROOF ASSEMBLIES AND ROOFTOP STRUCTURES

SECTION 1503

WEATHER PROTECTION

Section 1503.2.2 Mechanical equipment on roof is added:

1503.2.2 Mechanical equipment on roof. Mechanical equipment placed or reset on roofing shall be supported on 8-inch curbs or legs bearing on the decking which shall be flashed to the roofing and made watertight.

SECTION 1505

FIRE CLASSIFICATION

Section 1505.10 Roof gardens and landscaped roofs is replaced in its entirety with the following:

1505.10 Roof gardens and landscaped roofs. Roof gardens and landscaped roofs shall comply with Section 1507.16, and shall be installed in accordance with ANSI/SPRI VF-1 and the administrative and design requirements for vegetated roofs in the Department of Community Planning and Development and Department of Public Health and Environment Rules Governing Green Buildings.

SECTION 1507

REQUIREMENTS FOR ROOF COVERINGS

Section 1507.6.2 Deck slope is replaced in its entirety with the following:

1507.6.2 Deck slope. Mineral surfaced rolled roofing (90 lbs.) shall not be applied on roof slopes below two units vertical in twelve units horizontal.

Exception:

Detached garages, patios and carports open on three sides may have a slope of one unit vertical in twelve units horizontal.

Section 1507.10.3 Flashing for interior roof drains is added:

1507.10.3 Flashing for interior roof drains. Flashing for interior roof drains shall be one of the following:

A minimum of 2 x 2 feet, 4-pound lead sheet or lead-copper coated sheet, set on completed felts in flashing cement.

The metal shall be turned a minimum of ½ inch into a drain sump and plied with 2 plies of type 4 felt or modified bitumen membrane of sufficient dimension to extend a minimum of 6 inches past metal sheet.

A 2-component drain system. The membrane flashing shall be polyvinylchloride sheet measuring 22 inches in length and factory attached to the underside of the strainer flange. The membrane flashing shall be applied on top of the completed felt and shall extend a minimum of 6 inches from the outside diameter of the drain throat, shall be set into hot asphalt or approved sealants and plied in with 2 plies of type 4 felt.

Drain details for single-ply systems shall be per manufacturers' specifications.

Section 1507.10.4 Flashing – new built-up roof covering is added:

1507.10.4 Flashing – new built-up roof covering. Flashing shall be installed on all vertical walls and curbs in accordance with the manufacturers’ specifications or as follows:

1. All flashing surfaces shall be primed.
2. All flashing shall extend at least 8 inches, but not more than 12 inches, up all vertical surfaces and at least 4 inches out from base of cant or at intervals specified by manufacturer.
3. The top edges of the flashing shall be fastened at 3-inch intervals and sealed with plastic cement.
4. All vertical walls and projections shall be counter-flashed with a 2-piece metal system installed watertight.
5. Nail strips shall be provided on vertical walls, drips in edge and curbs which will not accept conventional nailing.

Section 1507.10.5 Stucco is added:

1507.10.5 Stucco. Exterior wall finishes such as, but not limited to, stucco and siding on walls extending above the roof shall terminate a minimum of 8 inches above the finished roofing of a flat roof and 2 inches above shingle, shake and tile roofs.

Section 1507.10.6 Drainage testing is added:

1507.10.6 Drainage testing. Positive drainage shall be required. Approval drainage test shall pass when “no-standing” water remains on the roof after 72 hours with an average temperature of 70 degrees.

SECTION 1511

REROOFING

Section 1511.7 Reroofing of built-up roofs is added:

1511.7 Reroofing of built-up roofs. Pre-roofing inspection shall be made by this Agency for all commercial built-up and single ply systems to verify that the existing roof meets the following conditions:

The existing roof deck is structurally sound.

The roof drains and roof drainage are sufficient to prevent the ponding of water.

The existing roofing is secured to the existing roof deck.

The existing insulation is not wet (a 3rd party moisture scan may be required).

The fire-retardant classification of the roof shall be maintained.

CHAPTER 16 STRUCTURAL DESIGN

SECTION 1607 LIVE LOADS

Section 1607.15 Fire truck loading is added:

1607.15 Fire truck loading. Where fire department access requires travel over or loading of a structure by fire department vehicles, the structure shall be analyzed for the three load cases for each of the two vehicle types indicated below. These load cases are in addition to the 250 psf uniform load case required by Table 1607.1 for sidewalks, vehicular driveways and yards, subject to trucking and fire truck access. Structural members shall be designed for the most severe case. The fire vehicle geometries are shown in Figures 1607.15 (1) and (2).

Platform Truck – Figure 1607.15 (1)

Basic Load Case:

The front axle load shall be 22,800 pounds (11,400 pounds per tire) with a tire contact area of 12 in. x 13 in. The load on each rear axle shall be 27,000 pounds (13,500 pounds per tire) with a tire contact area of 14 in. x 16 in. Impact and longitudinal forces imparted by the vehicle loads shall be in accordance with the latest edition of AASHTO standards.

Static Load Case A:

A load of 52,000 pounds on one outrigger. The contact area of each outrigger is 26 in. x 31 in. The load is to be located so as to produce the maximum stress in the member(s) being analyzed when applied according to the geometry of Figure 1607.15. (1).

Static Load Case B:

A load of 30,000 pounds on each of two adjacent outriggers (total load is 60,000 pounds). The contact area of each outrigger is 26 in. x 31 in. The load is to be located so as to produce the maximum stress in the member(s) being analyzed when applied according to the geometry of Figure 1607.15 (1).

Ladder Truck – Figure 1607.15 (2)

Basic Load Case:

The front axle load shall be 22,800 pounds (11,400 pounds per tire) with a tire contact area of 12 in. x 13 in. The load on the rear axle shall be 31,000 pounds (15,500 pounds per tire) with a tire contact area of 14 in. x 16 in. Impact and longitudinal forces imparted by the vehicle loads shall be in accordance with the latest edition of AASHTO standards.

Static Load Case A:

A load of 29,000 pounds on one outrigger. The contact area of each outrigger is 24 in. x 24 in. The load is to be located so as to produce the maximum stress in the member(s) being analyzed when applied according to the geometry of Figure 1607.15 (2).

Static Load Case B:

A load of 20,000 pounds on each of two adjacent outriggers (total load is 40,000 pounds). The contact area of each outrigger is 24 in. x 24 in. The load is to be located so as to produce the maximum stress in the member(s) being analyzed when applied according to the geometry of Figure 1607.15 (2)

The Fire Prevention Division shall determine the area around any building or structure for which fire access and, therefore, the provisions of this section are required.

All structural decks shall have permanent all-weather load posting sign indicating gross maximum vehicle load, maximum tandem axles load and maximum single axle load. Signs shall be posted in a conspicuous location at each deck entrance and shall be maintained by the owner at all times.

DENVER FIRE DEPARTMENT – FIRE TRUCK GEOMETRY

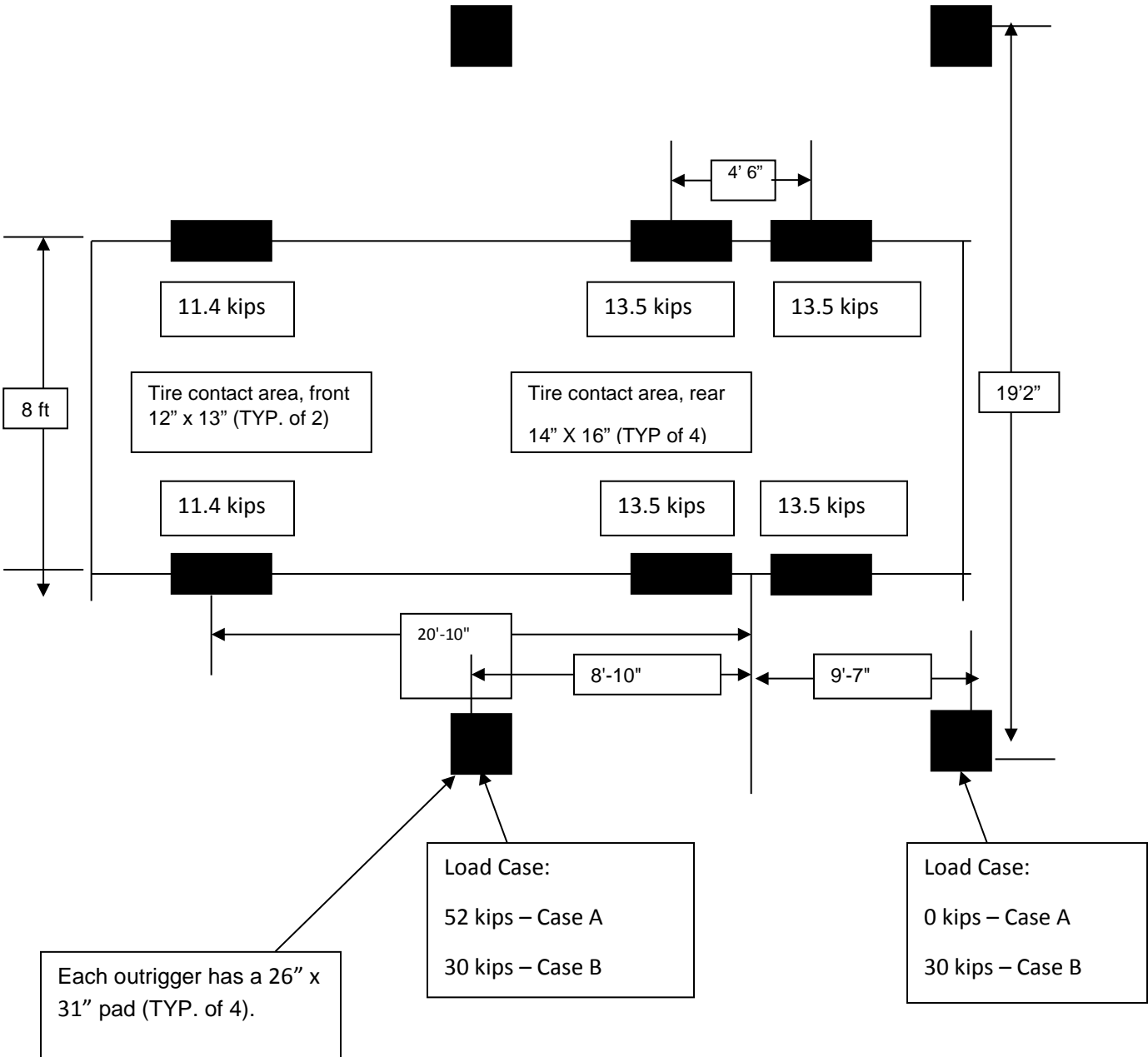


FIGURE 1607.15 (1) – PLATFORM TRUCK

DENVER FIRE DEPARTMENT – FIRE TRUCK GEOMETRY

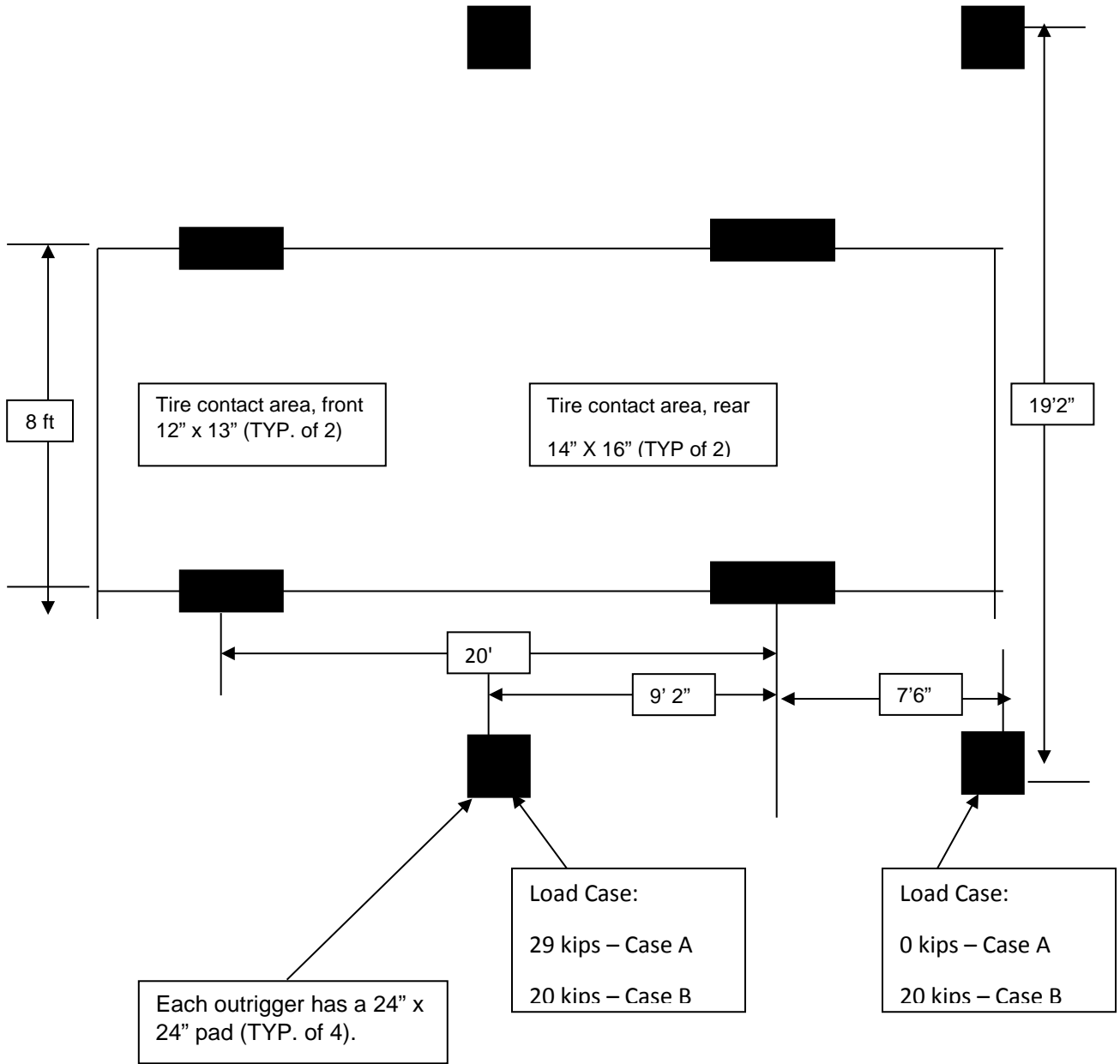


FIGURE 1607.15 (2) – LADDER TRUCK

**SECTION 1608
SNOW LOADS**

Section 1608.1 General is replaced in its entirety with the following:

1608.1 General. Design snow loads shall be determined in accordance with Chapter 7 of ASCE 7, as amended in Section 1608.4 of this code, but the design roof load shall not be less than that determined by Section 1607. In addition, design loads on uncovered parking decks shall include the requirements of Section 1608.5 of this code.

Section 1608.2 Ground snow loads is replaced in its entirety with the following:

1608.2 Ground snow loads. Ground snow load, p_g , for use with the procedures of ASCE 7 shall be 35 pounds per square foot.

Section 1608.4 Modifications to ASCE 7 is added:

1608.4 Modifications to ASCE 7. The values for the snow load importance factor, I_s , in Table 1.5-2 of ASCE 7 shall be amended as follows:

- Risk Category III.....1.20
- Risk Category IV.....1.40

Section 1608.5 Snow load on uncovered parking decks is added:

1608.5 Snow load on uncovered parking decks. Uncovered decks used for parking of passenger vehicles shall be designed for a non-reducible uniformly applied design load of 55 psf. This load includes the combined effects of snow and live loads, and need not be combined with other snow loads or other live loads applied to the parking deck.

**SECTION 1609
WIND LOADS**

Section 1609.1.1.2 Reduction for air density is added:

1609.1.1.2 Reduction for air density. In calculating velocity pressures using Eq. 27.3-1, 28.3-1, 39.3-1 and 30.3-1 in ASCE 7, the numerical constant, 0.00256, may be reduced to account for air density. Any reduction shall comply with ASCE 7, Section C27.3.2, but in no case shall the reduction in the numerical constant exceed fifteen percent.

Section 1609.3 Ultimate design wind speed is replaced with the following, subordinate section to remain:

1609.3 Ultimate design wind speed. The **ultimate design** wind speed, V_{ult} , and the basic wind speed to be used in the provisions of ASCE 7, V shall be as follows:

Risk Category II buildings and structures: 115 miles per hour for all areas in the City and County of Denver located east of a line defined as the centerline of Federal Boulevard. For areas located west of the centerline of Federal Boulevard, the wind speed shall be interpolated between the contours as defined in the report titled “Colorado Front Range Gust Map – ASCE 7-10 Compatible dated November 18, 2013, in which the 115 mph contour is located along the centerline of Federal Boulevard, the 125 mph contour is located along the centerline of Sheridan Boulevard, and the 140 mph contour is located along the centerline of Kipling Boulevard.

Risk Category III and IV buildings and structures: 120 miles per hour for all areas in the City and County of Denver located east of a line defined as the centerline of Federal Boulevard. For areas located west of the centerline of Federal Boulevard, the wind speed shall be interpolated between the contours as defined in the

report titled “Colorado Front Range Gust Map – ASCE 7-10 Compatible” dated November 18, 2013, in which the 120 mph contour is located along the centerline of Federal Boulevard, the 135 mph contour is located along the centerline of Sheridan Boulevard, and the 150 mph contour is located along the centerline of Kipling Boulevard.

Risk Category I buildings and structures: 105 miles per hour for all areas in the City and County of Denver located east of a line defined as the centerline of Federal Boulevard. For areas located west of the centerline of Federal Boulevard, the wind speed shall be interpolated between the contours as defined in the report titled “Colorado Front Range Gust Map – ASCE 7-10 Compatible” dated November 18, 2013, in which the 105 mph contour is located along the centerline of Federal Boulevard, the 120 mph contour is located along the centerline of Sheridan Boulevard, and the 130 mph contour is located along the centerline of Kipling Boulevard.

The centerlines of Federal Boulevard, Sheridan Boulevard, and Kipling Boulevard, are assumed to be projected to the north and south boundaries of the City and County of Denver.

SECTION 1612

FLOOD LOADS

Section 1612.3 Establishment of flood hazard areas is replaced with the following (subordinate sections to remain):

1612.3 Establishment of flood hazard areas. To establish *flood hazard areas*, the City and County of Denver adopts “regulatory floodplains” which are defined in the Denver Floodplain Ordinance in Section 56-201 of the Denver Revised Municipal Code as “The land subject to inundation by the base flood as delineated by the Special Flood Hazard Area (SFHA), any other floodplain maps that have been adopted by the manager of public works, and areas that have been removed from the SFHA by a FEMA issued Letter of Map Revision Based on Fill (LOMR-F).” Contact the current Floodplain Manager for the City and County of Denver for the latest revisions to the regulatory floodplains. The adopted regulatory floodplains and supporting data are hereby adopted by reference as *flood hazard areas* and declared to be part of this section.

SECTION 1613

EARTHQUAKE LOADS

Section 1613.3.2 Site class definitions is replaced in its entirety with the following:

1613.3.2 Site class definitions. Based on the site soil properties, the site shall be classified as *Site Class A*, B, C, D, E, or F in accordance with Chapter 20 of ASCE 7. Any assignment of *Site Class* NOT based on average shear wave velocity, measured for the top 100 feet of the soil profile, shall comply with the following limitations:

- a. No site shall be assigned as Site Class A, B, or C when bedrock has an overburden depth greater than 15 feet, as measured from the top of bedrock to the finished grade.
- b. No site shall be assigned as Site Class A or B when bedrock has an overburden depth less than or equal to 15 feet, as measured from the top of bedrock to the finished grade.
- c. Where the soil properties are not known in sufficient detail to determine the site class, Site Class D shall be used unless the building official or geotechnical data determines that Site Class E or F soils are present at the site.

Section 1613. 3.5.3 Seismic design category, minimum is added:

1613.3.5.3 Seismic design category, minimum. All buildings and structures in the City and County of Denver shall satisfy the requirements of Seismic Design Category B, as a minimum.

CHAPTER 17

SPECIAL INSPECTIONS AND TESTS

SECTION 1704

SPECIAL INSPECTIONS AND TESTS, CONTRACTOR RESPONSIBILITY AND STRUCTURAL OBSERVATION

Section 1704.2 Special inspections and tests is amended by removing reference to Section 105 and replacing with reference to DBC-AP Sections 130 and 131, and by removing reference to Section 110 and replacing with reference to DBC-AP Section 140.

Section 1704.2.3 Statement of special inspections is amended by removing reference to Section 107.1 and replacing with reference to DBC-AP Section 133.2, item 13.

Section 1704.6 Structural observations is amended by removing reference to Section 110 and replacing with reference to DBC-AP Section 140.

CHAPTER 18 SOILS AND FOUNDATIONS

SECTION 1809 SHALLOW FOUNDATIONS

Section 1809.5 Frost protection is amended by adding the following sentence:

The frost line for the City and County of Denver is to be 36 inches (915 mm) below the finished grade.

SECTION 1810 DEEP FOUNDATIONS

Section 1810.3.5.2.2 Uncased is replaced in its entirety with the following:

1810.3.5.2.2 Uncased. Cast-in-place deep foundation elements without a permanent casing shall have a diameter of not less than 12 inches (305 mm). The element length shall not exceed 30 times the average diameter.

Exception: The diameter of the element is permitted to be less than 12 inches and/or the length of the element is permitted to exceed 30 times the diameter, provided the design and installation of the deep foundations are under the direct supervision of a *registered design professional* knowledgeable in the field of soil mechanics and deep foundations. The *registered design professional* shall submit a report to the building official stating that the elements were installed in compliance with the *approved construction documents*.

CHAPTER 23 WOOD

SECTION 2303 MINIMUM STANDARDS AND QUALITY

Sections 2303.2.2 Other means during manufacture is amended as follows:

2303.2.2 Other means during manufacture. For wood products impregnated with chemicals by other means during manufacture, the treatment shall be an integral part of the manufacturing process of the wood product. The treatment shall provide permanent protection to all surfaces of the wood product. The use of paints, coatings, stains or other surface treatments shall not be permitted.

CHAPTER 24 GLASS AND GLAZING

SECTION 2405 SLOPED GLAZING AND SKYLIGHTS

Section 2405.6 Skylight fall protection is added.

2405.6 Skylight fall protection. In Group F and S occupancies, fall protection shall be provided meeting minimum requirements of Section 2405.6.1 and provisions of IFCA Section 1108 items 1, 2 and 3.

2405.6.1 Fall protection construction. Fall protection shall be of such construction and mounting that they are capable of withstanding a load of 400 pounds applied perpendicularly at any one square foot areas on the screen or skylight. Covers shall be secured in place to prevent accidental removal or displacement. Fall protection shall not have openings more than six (6) inches in diameter or of slatwork with openings not more than two (2) inches wide with length unrestricted. Manufacture or supplier shall submit documentation that the screen(s) or skylight(s) supplied comply with the requirements of this section.

CHAPTER 26 PLASTIC

SECTION 2609 LIGHT-TRANSMITTING PLASTIC ROOF PANELS

Section 2609.5 Fall protection is added.

2609.5 Fall protection. Fall protection shall be provided according to IBCA Sections 2405.6 and 2405.6.1.

SECTION 2610 LIGHT-TRANSMITTING PLASTIC SKYLIGHT GLAZING

Section 2610.9 Fall protection is added.

2610.9 Fall protection. Fall protection shall be provided according to IBCA Sections 2405.6 and 2405.6.1.

CHAPTER 27 ELECTRICAL

SECTION 2701 GENERAL – DENVER

Sections 2701.1 Electrical code references is added:

2701.1 Electrical code references. All references in this Code to the “NFPA 70” are changed to the “Electrical Code as adopted by the State of Colorado”.

Section 2701.2 Service masts is added:

2701.2 Service masts. Where a mast is required to maintain the overhead conductor height required by the Electrical Code, the mast shall be a minimum of 2 inch Rigid Metal Conduit or 2 inch Intermediate Metal Conduit. All masts over 48 inches in height shall be appropriately guyed to counter stresses from the service drop.

SECTION 2702 EMERGENCY AND STANDBY POWER SYSTEMS

[F] Section 2702.2.2 Elevators and platform lifts is replaced in its entirety with the following:

[F] 2702.2.2 Elevators and platform lifts. Emergency or standby power shall be provided for elevators and platform lifts as required in Sections 1009.4, 1009.5, 3003.1, 3007.8 and 3008.8.

[F] Section 2702.2.9 High-rise buildings is replaced in its entirety with the following:

[F] 2702.2.9 High-rise buildings. Emergency power shall be provided in high-rise buildings as required in Sections 403.4.8.

CHAPTER 29

PLUMBING SYSTEMS

[P]SECTION 2902

MINIMUM PLUMBING FACILITIES

Section 2902.1 Minimum number of fixtures is replaced in its entirety with the following:

2902.1 Minimum number of fixtures. Plumbing fixtures shall be provided for the type of occupancy and in the minimum number shown in Table 2902.1. Type of occupancies not shown in Table 2902.1 shall be considered individually by the Code Official. The number of occupants shall be determined by the International Building Code, Table 1004.1.2. Occupancy classification shall be determined in accordance with the International Building Code.

[P] Section 2902.2.1 Family or assisted-use or gender-neutral toilet facilities serving as separate facilities is replaced in its entirety with the following:

[P] 2902.2.1 Family or assisted-use or gender-neutral toilet facilities serving as separate facilities. Where a building or tenant space requires a separate toilet facility for each sex and each toilet facility is required to have only one water closet; two family or assisted-use, or gender-neutral toilet facilities are required to serve as the required separate facilities. Toilet facilities shall be provided with signage in accordance with Section 2902.4.2. Both toilet facilities shall be fully accessible in accordance with IBC Chapter 11 and ICC A117.1-2009.

Section 2902.2.2 Gender-neutral toilet facilities and its subsections is added.

2902.2.2 Gender-neutral toilet facilities. The following provision may be applied in lieu of Section 2902.2 for the purpose of separate toilet facilities for each sex. In no case shall the total number of fixtures provided be less than that as calculated in accordance with Section 2902.1.1.

2902.2.2.2 Separate facilities when more than two water closets are required. Where a building or tenant space requires separate toilet facilities for each sex and either toilet facility is required to have more than one water closet, separate gender-neutral single-occupant toilet facilities shall be permitted to serve as the code required facilities when each toilet facility is provided with one water closet and one lavatory in a separate single-occupant room.

Lavatories shall be provided in each toilet room in accordance with the *International Plumbing Code*. Such facilities shall not be required to be identified for exclusive use by either sex as required by Section 2902.4, and shall provide signage in accordance with Section 2902.4.2. Not less than 50% of the provided toilet facilities shall be fully accessible in accordance with IBC Section 1109.

This section shall not be applied to multiple stalls within a single room and /or shared lavatories.

Exception:

For those occupancies in Table 2902.1 that require more water closets or more lavatories for females than for males (A-1, A-3, A-4, and A-5), those additional water closets and lavatories shall be located in facilities specifically designated female. At least one of the additional female water closets and lavatories shall be fully accessible in accordance with Chapter 11. Signage shall be provided in accordance with Section 2902.4, exclusive of the exception.

Section 2902.3.5 Door locking is replaced in its entirety with the following:

2902.3.5 Door locking. Where a toilet room is provided for the use of multiple occupants, the egress door for the room shall not be lockable from the inside of the room. This section does not apply to family or assisted-use toilet rooms.

Single-occupant toilet rooms where there is only one water closet, even if that water closet is enclosed with a water closet compartment or if that single-occupant toilet room includes a separate urinal, must have the egress door be lockable from the inside of the room. This single-occupant toilet room must comply with IBC Section 2902.2.1 as amended.

[EH] Sections 2902.3.6 “Prohibited toilet room location” shall be amended by adding the following to the last sentence:

Access to toilet rooms shall not be through food preparation areas, food storage, or ware washing or utensil storage areas, except for toilet room facilities provided exclusively for the use of employees in the food preparation area.

Section 2902.4. Signage is amended by adding the following Exception:

Exception:

Toilet facilities that have only one water closet shall not be identified for exclusive use by either sex and shall be deemed to meet the requirements of this section. Signage shall be provided in accordance with Section 2902.4.2. Lavatories shall be provided in each toilet room in accordance with the *International Plumbing Code*.

Section 2902.4.2 Gender-neutral signage and its subsections are added:

2902.4.2 Gender-neutral signage. Gender-neutral single-occupant toilet facilities provided in accordance with Section 2909.2.1, 2902.2.2, and family or assisted-use toilet facilities, shall be provided with signs that clearly indicate the facility is open to use by all genders.

2902.4.2.1 Existing facilities. After April 30, 2018, all existing single-occupant toilet facilities (consisting of one water closet and one lavatory), and family or assisted-use toilet facilities, shall be provided with signage in accordance with Section 2902.4.2 above, and single-occupant toilet facilities must also have a door lock per IBC Section 2902.3.5 as amended.

[EH] Section 2902.7 Toilet room accessories is added:

[EH] 2902.7 Toilet room accessories. A minimum of one hand-drying facility shall be provided in each toilet room where lavatories are provided.

[EH] Section 2902.8 Location of service sinks is added:

[EH] 2902.8 Location of service sinks. Service sinks are required on each floor where toilet facilities are provided as defined below:

1. In food service facilities and occupancies,
2. In Group R occupancies that have food, drink, or ice for consumption or handling.

Section 2902.9 Restaurants is added:

Restaurants.

1. The number of occupants for a drive-in restaurant or drive-in theater shall be considered as equal to twice the number parking stalls.
2. Employee toilet facilities are not to be included in the above restaurant requirements.

CHAPTER 30

ELEVATORS AND CONVEYING SYSTEMS

SECTION 3001

GENERAL

Section 3001.1 Scope is replaced in its entirety with the following:

3001.1 Scope. Requirements for the design, construction, installation, alteration and repair of elevators and conveying systems shall comply with the Denver Fire Code and Section 1109.7 and Chapter 30 of the International Building Code as amended.

Section 3001.2 Referenced Standards is replaced in its entirety with the following:

3001.2 Referenced standards. Except as otherwise provided for in this code, the design, construction, installation, alteration, repair, and maintenance of elevators and conveying systems and their components shall conform to: ASME A17.1/CSA B44, ASME A90.1, ASME B20.1, ALI ALCTV, and ASCE 24 for construction in flood hazard areas established in Section 1612.3. These documents are referenced as adopted by the State of Colorado and Chapter 80 of the Fire Code.

Section 3001.5 Structural modifications is added:

3001.5 Structural modifications. Engineered installation shop drawings, specifications, analysis and calculations for structural field modification or alteration to a conveyance shall be submitted to the building and fire code official for review and approval. Drawings shall include all connections impacted by the modification or alteration. All submittals shall bear the stamp and signature of a structural engineer registered in the State of Colorado. Technical assistance shall be provided as required by the building or fire code official to evaluate submittals for adequacy. Special inspection of all field welds shall be required for quality control. All welding shall be performed by appropriately certified personnel. Costs for technical assistance and special inspections shall be borne by the installation contractor. Field modification or alteration of conveyance structural elements is not permitted without approval.

SECTION 3002

HOISTWAY ENCLOSURES

Section 3002.3 Emergency signs is amended by adding the following sentences to the end of the paragraph:

All exit stairs, areas of refuge and area of rescue assistance shall be graphically located on a sign adjacent to the elevator call buttons. The sign's characters and the characters' height above the floor shall comply with ICC A117.1.

[F] SECTION 3003

EMERGENCY OPERATIONS

[F] Section 3003 Emergency Operations and all subsections are replaced in their entirety with the following:

Section 3003 Emergency Operations shall comply with Section 607 of the Denver Fire Code (IFCA).

**[F] SECTION 3004
CONVEYING SYSTEMS**

[F] Section 3004.1 General is replaced with the following:

3004.1 General. Escalators, moving walks, conveyors, platform lifts, dumbwaiters, stairway chair lifts, personnel hoists, material lifts, automated guideway transit systems (AGTS) and material hoists shall comply with the applicable provisions of the International Building Code Sections 3004.2 through 3004.4 and Section 919 of the Denver Fire Code (IFCA).

**[F] SECTION 3006
ELEVATOR LOBBIES AND HOISTWAY OPENING PROTECTION**

[F] Section 3006.3 Hoistway opening projection item 4 is replaced in its entirety with the following:

4. The elevator hoistway shall be pressurized in accordance with the design criteria of IFCA Section 909.15.2.

**[F] SECTION 3007
FIRE SERVICE ACCESS ELEVATOR**

[F] Section 3007.6 Fire service access elevator lobby is amended to add three sentences at the end of the paragraph and adding Exceptions 2 and 3 as follows:

Fire service access elevator lobbies shall have direct access to the building floor plate without passing through any intervening rooms or exit enclosures. In residential high rise buildings where fire service elevator lobbies are required and where the corridors are considered areas of rescue assistance, construction of a separate fire service elevator lobby with the required two-way area of rescue assistance communication system in the fire service lobby is permitted. Area of the fire service elevator lobby shall be increased to accommodate the required wheelchair spaces.

Exceptions:

1. Existing exception to remain as written
2. Fire service elevator lobbies shall not be required in open parking garages as defined in Chapter 2 of the International Building Code. The provision does not eliminate the requirement for non-fire resistance rated area of rescue assistance lobbies serving garage levels.
3. Fire resistance rated fire service elevator lobby enclosures shall not be required in enclosed parking garages as defined in Chapter 2 of the International Building Code. This provision does not eliminate the requirement for the combined non-fire resistance rated area of rescue assistance and fire service lobbies serving enclosed garage levels. The fire service access elevator lobby shall be permitted to be combined with the area of rescue assistance elevator lobby in accordance with Section 3007.6.4 as amended. Stairway exit access through the fire service access elevator lobby shall be permitted for this condition.

Section 3007.6.1 is amended by deleting the exception.

[F] Section 3007.6.2 Lobby enclosure is replaced in its entirety with the following:

3007.6.2 Lobby enclosure. The fire service access elevator lobby shall be enclosed with a *smoke barrier* having a *fire-resistance rating* of not less than 1 hour, except that lobby doorways shall comply with Section 3007.6.3. Fire service access elevator lobby shall not be used for any other purpose.

Exception: Enclosed fire service access elevator lobbies are not required at the *levels of exit discharge*.

[F] Section 3007.6.4 Lobby size is amended by adding the following at the end of the paragraph:

An area of rescue assistance lobby is permitted to be combined with the fire service elevator lobby. The 150 square feet minimum area of the fire service lobby shall be increased to accommodate the required wheelchair spaces.

[F] Section 3007.8 Electrical power is replaced in its entirety with the following:

3007.8 Electrical power. The following features serving each fire service access elevator shall be supplied by both normal power and Type 60/Class 2/Level 1 emergency power:

1. Elevator equipment.
2. Elevator hoistway lighting.
3. *Ventilation* and cooling equipment for elevator machine rooms, control rooms, machine spaces and control spaces.
4. Elevator car lighting.

[F] SECTION 3008

OCCUPANT EVACUATION ELEVATORS

Section 3008 is deleted in its entirety.

CHAPTER 31 SPECIAL CONSTRUCTION

SECTION 3105 AWNINGS AND CANOPIES

Section 3105.5 Canopy special provisions is added:

Canopy special provisions.

- A. A canopy may be entirely supported by the building to which it is attached.
- B. Separation between different types of construction shall not be required.
- C. Canopies shall comply with Fire Department access requirements. The minimum height of canopies at locations not requiring Fire Department access shall be 8 feet.
- D. Canopies in the public right-of-way shall comply with Section 3202.
- E. Canopies shall not obstruct required exits.
- F. For the purposes of this code, a porte-cochere may be considered a canopy.

SECTION 3109 SWIMMING POOLS, SPAS AND HOT TUBS

Section 3109.1 General is replaced in its entirety with the following:

3109.1. General. The design and construction of swimming pools, spas and hot tubs shall comply with 2016 Denver Building and Fire Code Amendments to the International Building Code, Appendix T.

Section 3112 Manufactured or factory-built structures is added:

[CDH] SECTION 3112 MANUFACTURED OR FACTORY-BUILT STRUCTURES

3112.1 Scope. This section shall regulate the installation, relocation, placement, alteration, repair, and addition of manufactured homes, factory-built housing units, and factory-built non-residential buildings.

Exception: Construction trailers as allowed by the Administrative Section of this Code set for the sole purpose of sheltering construction management activity on a future or active construction site.

3112.2 Definitions.

Certified Installation Inspector. Independent contractors authorized by DOH to perform inspections and enforcement of the proper installation of manufactured homes. Enforcement shall include issuance of installation authorizations and permanent attachment of the certificate of installation insignia signifying compliance with Manufactured Home Installation Program.

Construction, Closed. Any building, building component, assembly, or system manufactured in such a manner that all concealed parts or processes of manufacture cannot be inspected before installation at the building site without disassembly, damage, or destruction.

Construction, Open. Any building, building component, assembly, or system manufactured in such a manner that all concealed parts or processes of manufacture can be readily inspected at the building site without disassembly, damage, or destruction.

Data Plate (HUD). Data plates of (HUD) manufactured homes are posted inside the unit affixed in a permanent manner near the main electrical panel or other readily accessible and visible location.

The data plate shall indicate the following minimum design criteria:

- WIND ZONE: ZONE I
- THERMAL: ZONE 3
- ROOF LOADS: MIDDLE (30 PSF)

No (HUD) manufactured home shall be installed if any criteria do not meet these minimum requirements.

DOH. Colorado Division of Housing. The Division of Housing is the state agency responsible for enforcing the Factory-Built Housing Construction and Factory-Built Nonresidential Construction Statutes, Rules, and Regulations.

Factory-Built Certification Insignia. These insignias certify that the unit is constructed in compliance with applicable codes and regulations adopted by the DOH.

Factory-Built and HUD Certification Insignia

| Structure Type | Primary Insignia Location and Provided Design Information |
|---|---|
| Factory-Built Housing Unit. | Silver in color, located in the kitchen sink cabinet or inside the vanity cabinet if there is no kitchen sink. The manufacturer shall legibly stamp the unit serial number, date of manufacture, wind design speed, roof design load, and construction codes on the primary insignia. |
| Factory-Built Non-residential Structure | Blue in color, located on the exterior hitch end of the unit or in a readily visible location, such as near the electrical panel, prior to units being removed from the plant. The manufacturer shall legibly stamp the unit serial number, date of manufacture, wind design speed, roof design load, fire rating, occupancy, and construction codes on the primary insignia |
| (HUD) Manufactured Home | A red HUD label is located at the tail-light end of each transportable section of the home approximately one foot up from the floor and one foot in from the road side. The label number shall be etched or stamped with a 3 letter designation which identifies the Production Inspection and Primary Inspection Agency (PIPA) for the state in which the home is manufactured. Each label shall also be marked with a 6 digit number which the label supplier will furnish. |

Factory-Built Housing Unit. Units designed primarily for residential occupancy, either permanent or temporary, which is wholly or in substantial part, made, fabricated, formed or assembled as Closed Construction in a manufacturing facility for installation, or assembly and installation, on permanent or temporary foundations at the building site. Site-built permanent foundations must be built in accordance with the Denver Building Code.

Factory-Built Nonresidential Structure. These units are designed primarily for commercial, industrial, or other nonresidential use, either permanent or temporary, which is wholly or in substantial part, made, fabricated, formed or assembled as Closed Construction in a manufacturing facility for installation, or assembly and installation, on permanent or temporary foundations at the building site. All nonresidential structures manufactured after December 2, 1991, must display a DOH Factory-Built Certification insignia.

Federal Act. U.S. Department of Housing and Urban Development Mobile Home Construction and Safety Standards (as published in the Federal Register, Part II of December 18, 1975)

Foundations, Permanent A permanent foundation (permanent set) is a foundation system designed to support the unit and comply with all applicable provisions of the Denver Building Code.

Foundations, Temporary

1. Residential foundation systems (temporary set) shall be designed to support the unit in accordance with the manufacturer's installation instructions or, if manufacturer's installation instructions are not available, NCSBCS/ ANSI A225.1-1994 shall be used.
2. Factory-built Non-residential structures qualifying as a temporary building in accordance with the Administrative Section of this Code shall have a support layout prepared by a Colorado licensed design professional. The foundation is not required to meet the frost depth requirements of the Denver Building Code.

Manufactured Home. Any pre-constructed building unit or combination of pre-constructed building units, without motive power, where such unit or units are manufactured in a factory or at a location other than the residential site of the completed home, which is designed and commonly used for the occupancy by persons for residential purposes, in either temporary or permanent locations and which unit or units are not licensed as a vehicle. Manufactured Homes include Mobile Homes, Manufactured Homes built to the HUD standards, and Factory- Built Housing Units built to the building code standards adopted by DOH.

Manufactured Home. (HUD) A HUD labeled home.

Manufactured Housing Installation Program (MHIP). The State of Colorado MHIP covers the installation of all new and used factory-Manufactured Homes (Mobile, HUD, and Modular). Installation inspections are performed by State-certified independent inspectors, certified installers, or DOH inspectors. Upon approval of the completed installation a brass colored certificate of installation insignia is installed on the exterior wall within 30-inches of the electrical service entrance.

Mobile Home. (Pre-1976 units) A pre-HUD home built to the ANSI A-119.1 standard. Such mobile homes may be unlabeled, or for Colorado homes built between 1971 and 1976, possess a State of Colorado Mobile Home Certification label.

Trailer Home. A pre-1950's Trailer coach.

Factory approval of manufactured structures. Every Factory-Built Housing Unit and every Factory-Built Nonresidential Structure that is manufactured, sold, offered for sale, or occupied in this state must display a Factory-Built Certification Insignia issued by the DOH certifying that the unit is constructed in compliance with the DOH standards.

Exception: (HUD) Manufactured Homes constructed to the standards of the Federal Act.

3112.3 Permits required. Manufactured or factory-built structures shall comply with the provisions of the Denver Building Code to the extent outlined in Table 3112.3.

Construction documents shall be submitted for review and approval in accordance with the Administrative Section of this Code for all manufactured or factory-built structures prior to the issuance of permits.

One set of plans of the factory-built structure, bearing the stamp of approval of DOH or DOH Authorized Inspection Agency, shall be submitted for use as the City’s Record Set. A second, unstamped set of plans shall be submitted for use by the City Assessor’s office. Two sets of the permanent or temporary foundation plans signed and sealed in accordance with the Administrative Section of this Code shall be submitted for Factory-Built Non-residential Structures. Two sets of foundation plans signed and sealed in accordance with the Administrative Section of this Code shall be submitted for permanently located Factory-Built Housing Units.

Prior to beginning the installation of a manufactured home, the owner, a registered installer, or a certified installer shall make an application for an Installation Authorization from DOH or a Certified Installation Inspector.

Table 3112.3 – Regulatory Requirements^a

| Structure Type | Applicability of Denver Building Code requirements to factory-built structures |
|--|---|
| Factory-Built Housing Unit | Denver Building Code authority is limited to the design, construction, and inspection of a permanent foundation; and any other site-built construction, except for materials shipped loose by the factory. The Denver Building Code regulates all alteration, repair, and additions to factory-built modular homes. |
| Factory-Built Nonresidential Structure | Denver Building Code has authority over the design, construction, and inspection of the structure's temporary or permanent foundation, any other site-built construction, and all on-site interconnection of the factory assembled modules. The Denver Building Code regulates all alteration, repair, and additions to factory-built non-residential structures. |
| (HUD) Manufactured Home | HUD labeled homes possessing data plates satisfying the minimum defined design criteria preempt Denver's building code requirements. The Denver Building Code regulates all alteration, repair, and additions to HUD homes after they are initially occupied for residential use. |
| Mobile Home | Mobile homes which do not possess State of Colorado certification label must conform to all the provisions of the Denver Building Code. DOH labeled homes are exempt from the provisions of the Denver Building Code but must provide, when required, documented mitigation measures for approval which will enable the structure to withstand Denver's minimum snow loads. |
| Open Construction | These structures are regulated by the Denver Building Code unless specifically approved otherwise by DOH. |
| Trailer Home | Denver Building Code has complete authority over trailer homes. |

a. The minimum required fire separation distance of all structure types shall be in accordance with the provisions of the Denver Building Code. The fire-resistance rating provided by the structure's exterior wall is used to determine the minimum fire separation distance; minimum setbacks shall be as determined by Denver's zoning code.

3112.4 Manufactured Home Installation. Every Mobile Home, Manufactured Home, and Factory-Built Housing Unit installed in a temporary or permanent location and designed and commonly used for occupancy by persons for residential purposes, must display a Certificate of Installation Insignia issued by the DOH, certifying that the unit is installed in compliance with the DOH standards. New homes shall be installed in accordance with the Colorado Manufactured Housing Installation Code i.e. the Home manufacturer's written installation instructions, or State approved alternate standards for used homes when instructions are not available. Application of the certification insignia is evidence that permanent utility service may be established. Permanent insignia application is required prior to the issuance of a Certificate of Occupancy to the home.

Exception: Temporary installations which are for the purpose of home display, which will be relocated to another location prior to use as a residence.

3112.5 Inspection and notice. Except as noted in table 3112.3, DOH and the Federal Act preempt the Denver Building Code in relation to factory-built structures.

The following statement shall appear on the certificate of occupancy issued to a manufactured or factory-built structures: "In accordance with Federal and Colorado law, this manufactured structure has not been inspected in its entirety by the City and County of Denver and may or may not meet the requirements of the Denver Building Code."

CHAPTER 32

ENCROACHMENTS INTO THE PUBLIC RIGHT-OF-WAY

[PW] SECTION 3202 ENCROACHMENTS

Section 3202.2 Encroachments above grade and below 8 feet in height is replaced in its entirety with the following:

3202.2 Encroachments above grade and below 8 feet in height. All encroachments shall comply with the Denver Revised Municipal Code, Chapter 49, Rules & Regulations of the Department of Public Works, and all departmental published standards.

Exception:

1. Existing doors and windows of historic buildings whether individually designated or contributing buildings in a Historic District or in buildings 50 years or older. New entrance / exit doors constructing in historic facades may encroach up to 3' into the street frontage of the right of way when a recessed opening is not in character with the existing façade.
2. In new construction, doors and windows shall not open or project into the public right of way.

Section 3202.3 Encroachments 8 feet or more above grade is deleted in its entirety.

Section 3202.4 Temporary encroachments is replaced in its entirety with the following:

3202.4 Temporary encroachments. Where allowed by the local authority having jurisdiction, vestibules and storm enclosures shall not be erected for a period of time exceeding 7 months in any one year and shall not encroach more than 3 feet (914 mm) nor more than one-fourth of the width of the sidewalk beyond the street lot line, unless otherwise permitted by the Department of Public Works. Temporary entrance *awnings* shall be erected with a clearance of not less than 7 feet (2134 mm) to the lowest portion of the hood or *awning* where supported on removable steel or other *approved* noncombustible support.

CHAPTER 33

SAFEGUARDS DURING CONSTRUCTION

SECTION 3301

GENERAL

Section 3301.1 Scope is replaced in its entirety with the following:

3301.1 Scope. The provisions of this chapter shall govern safety during construction, demolition and moving and the protection of adjacent public and private properties.

Section 3301.3 Demolition and moving standard is added:

3301.3 Demolition and moving standard. Unless provided for in other portions of this Building Code, the following additional standard shall be utilized in relation to the work covered in this chapter, American National Standard Institute publication, “Demolition Safety Requirements A10.6-1990”.

SECTION 3302

CONSTRUCTION SAFEGUARDS

[PW] Section 3302.2 Manner of removal is amended by adding of the following sentence:

All adjacent streets, alleys and other public ways and places shall be kept free and clear of all rubbish, refuse and loose material resulting from the moving, demolition or demolition removal operations.

[EH] Section 3302.2.1 Dust is added:

[EH] 3302.2.1 Dust. All dust resulting from demolition operations shall be settled with water and approved by the Agency.

SECTION 3303

DEMOLITION

Section 3303.1.1 Registered design professionals’ reports is added:

Registered design professionals’ reports. If the building to be demolished shares a common wall with an adjacent building, the owner of the building to be demolished shall provide a registered design professional’s report assessing the effect the removal of the adjacent building will have on the structural capacity and stability of the remaining buildings. Should the registered design professional’s report indicate adverse effects on the adjacent buildings, a demolition permit will not be issued until the stability of the buildings is resolved. Except as approved by the Agency, buildings four (4) or more stories in height shall require a registered design professional’s report to be filed with the Agency as part of the application for a demolition permit being issued. The registered design professional’s report shall contain, but is not limited to, information as to:

1. Type of construction
2. Method of demolition
3. A structural survey made to determine the condition of the structure
4. Determination of the possibility of unplanned collapse of any portion of the building or structure

5. Street, sidewalk or other public way closures
6. Method of protecting the public
7. Pertinent data and analysis pertaining to adjacent structures

The Agency may request additional registered design professionals' reports for other demolition operations when deemed necessary.

Section 3303.1.2 Shoring and bracing of damaged structures is added:

3303.2.1 Shoring and bracing of damaged structures. When persons are required to work within a structure to be demolished which has been damaged by fire, flood, explosion or other cause, the structure shall be braced or shored for safety.

[EH] Section 3303.1.3 Asbestos is added:

[EH] 3303.1.3 Asbestos. Buildings, or portions of buildings, being demolished containing friable asbestos shall conform to the provisions of the National Emission Standard for Asbestos and all other federal and state regulations. A demolition permit shall not be issued until a copy of the notice is submitted to the Agency.

Section 3303.4 Vacant lot is replaced in its entirety with the following:

3303.4 Vacant lot. Where a structure has been demolished or removed, the vacated lot shall be filled and maintained to the existing grade. Upon completion of the removal of a building, structure or utility, by demolition the ground shall be left in a clean, smooth condition. Holes, basements or cellars shall be filled with an inorganic material; provided, however, that the top one foot of fill shall be clean earth. The filling of such excavations shall not be required when a building permit has been issued for a new building on the site and construction is to be started within 60 days after completion of the demolition or moving operations. The holder of the building permit shall provide a temporary barricade protecting the excavation on all sides as specified for safety by the Agency. The temporary barricade may remain in position for a time not exceeding 3 days, after which a solid barricade or fence shall be provided or the excavation filled.

Section 3303.6 Utility connections is amended by adding the following sentence:

All service utility connections shall be shut off, capped or otherwise controlled outside the building line, or area of demolition prior to beginning demolition work.

Section 3303.6.1 Relocation of utilities is added:

3303.6.1 Relocation of utilities. Any power, water or other utilities required to be maintained during demolition shall be temporarily relocated and protected.

Section 3303.6.2 Dangerous utilities is added:

3303.6.2 Dangerous utilities. A determination shall be made by the contractor if any type of hazardous chemicals, gases, explosives, flammable materials or similarly dangerous substances have been used in any pipes, tanks or other equipment on the property. When the presence of any such substance is apparent or suspected, testing and purging shall be performed by the demolition contractor and the hazard eliminated prior to demolition operations.

Section 3303.8 Machine and explosive demolition is added:

3303.8 Machine and explosives demolition. Machine demolition shall be subject to approval by the Agency. Contractors utilizing explosives in their demolition operation shall be specifically approved by the

Building Official. For storage and transportation of explosives, see the Fire Code for the City and County of Denver.

SECTION 3306

PROTECTION OF PEDESTRIANS

Section 3306.1.1 Safety watchman is added:

3306.1.1 Safety watchman. A second person, in addition to the equipment operator, shall be present on the job site to act as a safety watchman to prevent the entry of unauthorized persons. On demolition sites, when approved by the Agency, the safety watchman may be used in lieu of site protection required by Section 3306.1.

SECTION 3307

PROTECTION OF ADJOINING PROPERTY

Section 3307.1 Protection required is replaced in its entirety with the following:

3307.1 Protection required. Adjacent public and private property shall be protected from damage during construction, excavation, remodeling, demolition, and building relocation work. Protection is the responsibility of the person performing the construction, excavation, remodeling, demolition or building relocation work. Protection shall be provided for footings, foundations party walls, chimneys, skylights, roofs, fences and landscaping. Provisions shall be made to control water runoff and erosion during construction, excavation, remodeling, demolition or relocation activities.

Section 3307.1.1 Notification. The person making or causing an excavation, demolition or relocation shall provide written notice to the owners of adjacent properties, by USPS (or similar) certified mail with a return receipt or by personal notification to ensure the adjacent owners have actual notice, advising them that the excavation demolition or relocation is to be made, providing contact information for the person doing the excavation, demolition or relocation and that they shall protect adjacent properties as required by Denver Building and Fire Code Section 3307.1. Said notification shall be delivered not less than 10 days prior to the scheduled starting date of the excavation, demolition and/or relocation.

Written evidence of notification of adjacent owners or a written, signed statement as to why actual notice could not be given, must be given to the Building Official ten (10) working days before an excavation, demolition or relocation permit is issued.

Exception: When either the signed return receipt or return of the notification is delayed by the USPS, acceptable alternate proof of notification is as follows.

1. A USPS tracking report indicating notification was sent by certified mail with return receipt, showing the USPS assigned tracking number and date of first attempted delivery not less than 21 days prior, and
2. A letter or form, signed by the contractor, with license information, which correlates the USPS assigned tracking number to the name and address of the notified property owner, and states that personal contact with the property owner has been unsuccessfully attempted.

Be advised that it is a violation of this Code to provide any false information in any application for a permit, and that to do so will result in the suspensive or revocation of the contractor's license and certificate.

Section 3307.2 Repair of damage to public property is added:

[PW] 3307.2 Repair of damage to public property. As a condition of obtaining a permit to wreck or move any building, structure or utility, the permittee assumes liability for any damage to public property occasioned by such moving, demolition or removal operations. The permittee agrees to repair any damage to public property, including any public sidewalks, occasioned by such moving, demolition or removal operations. Failure to make such repairs within 30 days shall be grounds for the revocation of the contractor's license.

Section 3307.3 Work abutting the public way is added:

[PW] 3307.3 Work abutting the public way. Prior to the issuance of a permit by the Agency for the construction, demolition or relocation of any building involving excavation extending within one foot of the angle of repose or a slope of one to one under any public sidewalk, street, alley or other public property, the owner of the property or proposed building shall submit to the Manager of Public Works an indemnity bond in the amount determined by the Manager in a form approved by the City Attorney.

SECTION 3308

TEMPORARY USE OF STREETS, ALLEYS AND PUBLIC PROPERTY

[PW] Section 3308.3 Transportation approval is added:

[PW] 3308.3 Transportation approval. Trucks and other equipment used by the contractor shall not interfere with or block either vehicular or pedestrian traffic, except when approved by the Department of Public Works. Where it becomes necessary to transport units of a wrecked building, structure or utility upon and through the public streets, alleys or other public ways and places, permission to do so shall be obtained from the Department of Public Works.

Section 3314 Moving and relocation of structures is added:

SECTION 3314

MOVING AND RELOCATION OF STRUCTURES

3314.1 Scope. Buildings, structures or utilities which are moved from one location to another within, to or from the City shall conform to all requirements of this Building Code. These buildings, structures or utilities shall be inspected and approved by the Agency prior to moving.

[PW] 3314.2 Transportation approval. Moving of structures on the public way by the contractor shall not interfere with or block either vehicular or pedestrian traffic, except when approved by the Department of Public Works. Where it becomes necessary to transport units of a wrecked building, structure or utility upon and through the public streets, alleys or other public ways and places, permission to do so shall be obtained from the Department of Public Works. As required by Public Works the Contractor shall submit to the Manager of Public Works an indemnity bond in the amount determined by the Manager in a form approved by the City Attorney.

[PW] 3314.3 Moving on the Public Way. Moving on the public right of way shall follow Public Works regulations.

3314.4 Storage of moved buildings. Buildings, structures or utilities shall not be stored on any property for more than 72 hours, unless approved by the Agency.

3314.5 Vacated lot. Reference IBCA Section 3303.4.

APPENDICES

APPENDIX ADOPTION STATUS

**IBC APPENDICES
STATUS OF APPENDICES ON ADOPTION**

All Chapters and Sections of this Appendix are adopted as part of this Code except for those that are deleted in this summary. Those that are amended or added shall also be adopted as part of this Code.

Note: There are no appendices N or O.

| APPENDIX | TITLE | STATUS |
|----------|--|--------------------|
| A | Employee Qualifications | Delete |
| B | Board Of Appeals | Delete |
| C | Group U – Agricultural Buildings | Delete |
| D | Fire Districts | Delete |
| E | Supplementary Accessibility Requirements | Adopt As Guideline |
| F | Rodent Proofing | Adopt |
| G | Flood Resistant Construction | Delete |
| H | Signs | Adopt As Amended |
| I | Patio Covers | Adopt |
| J | Grading | Adopt As Guideline |
| K | Administrative Provisions | Delete |
| L | Earthquake Recording Instrumentation | Delete |
| M | Tsunami-Generated Flood Hazard | Delete |
| P | Construction In Designated Special Construction Zones | Added |
| Q | Access Control | Added |
| R | Colorado Title 9 Article 5 – Standards For Accessible Housing | Added |
| S | Construction Of Airport Buildings And Structures | Added |
| T | 2015 International Swimming Pool and Spa Code Section 305, remainder of the 2015 International Swimming Pool and Spa Code is adopted into this appendix as a guideline | Added |

APPENDIX H

SIGNS

[Z] SECTION H101 GENERAL

[Z] Section H101.1 General is amended by adding the following sentences:

The sign regulations contained in the Denver Zoning Sign Code (59-537) / Denver Zoning Code, Section 10.10 are applicable and shall be satisfied. Where there is a difference or conflict between the requirements in this Appendix and the Zoning Sign Code, the most restrictive shall govern.

[Z] Section H101.2 Signs exempt from permits is amended by adding the following to Exemptions 2 and 4:

2. Temporary signs announcing the sale or rent of property. See the 2010 Denver Zoning Code (DZC), Section 10.10.3.1.G.
4. Projecting signs not exceeding 2.5 square feet (0.23 m²). The Zoning Sign Code Sections 59-537(c)(3) 7. & Section 59-554(d) allows projecting signs only in the B-5, B-7 & B-8-A Zone Districts and per DZC, Section 10.10. They must be reviewed and approved by the Planning Office.

[Z] SECTION H102 DEFINITIONS

[Z] Section H102.1 General is amended by adding, and/or, replacing the definitions stated in the 2015 IBC, Appendix Chapter H with the following definitions:

DISPLAY SURFACE / DISPLAY FACE. The area made available by the sign structure for the purpose of displaying the message. Zoning Sign Code DZC Section 13.3 and 59-2 (20).

GROUND SIGN. A sign supported by one or more uprights, poles or braces extending from the ground or an object in or on the ground but not attached to any part of any building. Zoning Sign Code DZC, Section 13.3.

POLE SIGN. See Ground Sign. Zoning Sign Code defines a Pole Sign as a Ground Sign per Section 13.3 and 59-2 (133).

PORTABLE SIGN. A sign that is not permanently affixed to building, structure or the ground. Zoning Sign Code DZC, Section 13.3 and 59-2 (207).

NOTE: City Council passed Ord. No. 852-92 on 11/27/92 which added the following language to Section 59-537 (a)
(6) of the Zoning Sign Code: All portable signs regardless of location are specifically not allowed.

PROJECTING SIGN. A sign or graphic, other than a wall sign, that is attached to and projects from the wall, soffit, or eave of a building, is not in the same plane as the wall, soffit, or eave to which it is attached, and identifies a use within that building. Zoning Sign Code Section DZC, Section 13.3 and 59-2 (215).

ROOF SIGN. Reference Zoning Sign Code DZC, Section 13.3 Roof Sign and 59-2 (246): A sign attached to the roof of a building which sign projects above the highest point of the roof of the building or the roof of that portion of the building to which it is attached.

SIGN. Reference Zoning Sign Code DZC, Section 13.3 and 59-2 (269) Sign: A sign is any object or device or part thereof situated outdoors or indoors which is used to advertise or identify an object, person, institution, organization, business, product, service, event or location by any means including words, letters, figures, designs, symbols, fixtures, colors, motion illumination or projected images. Signs do not include the following:

1. Flags of nations, or an organization of nations, states and cities, fraternal, religious and civic organizations;
2. Merchandise, pictures or models of products or services incorporated in a window display;
3. Time and temperature devices not related to a product;
4. National, state, religious, fraternal, professional and civic symbols or crests;
5. Works of art which in no way identify a product.

SIGN STRUCTURE. Reference Zoning Sign Code Section 59-2 (281) Structure: Anything which is constructed or erected and the use of which requires more or less permanent location on ground or attachment to something having permanent location on ground, not, however, including wheels; an edifice or a building of any kind; any production or piece of work, artificially built up or composed of parts and joined together in some definite manner.

WALL SIGN. Reference Zoning Sign Code DZC, Section 13.3 and 59-2 (317) Wall Sign: A sign attached to, painted on or erected against a wall, fascia, parapet wall or pitched roof of a building or structure, and no part of which sign projects above the highest point of the roof and whose display surface is parallel to and extends not more than twenty-four (24) inches from the wall to which it is attached and extends not more than eight (8) inches from the fascia to which it is attached or, if attached to a pitched roof, the bottom of its display surface does not extend more than six (6) inches vertically from the roof surface and the top of its display surface does not extend more than forty-eight (48) inches horizontally from the roof surface.

BILLBOARD. See Outdoor General Advertising Device.

ILLUMINATED SIGN. Illuminated Sign: A sign lighted by or exposed to artificial lighting either by lights on the sign or directed towards the sign. Zoning Sign Code DZC, Section 13.3 and 59-2 (145).

NOTE: Illuminated Signs are not allowed to flash, blink or fluctuate.

OUTDOOR GENERAL ADVERTISING DEVICE (BILLBOARD). A Ground Sign relating to products, services or uses not on the same zone lot. Zoning Sign Code DZC, Section 13.3 and 59-2 (185).

SECTION H114 PORTABLE SIGNS is deleted in its entirety.

Appendix P Construction in designated special construction zones is added:

APPENDIX P

CONSTRUCTION IN DESIGNATED SPECIAL CONSTRUCTION ZONES

SECTION P101

GENERAL

P101 Scope. All construction, alteration, repairs, demolition or moving in areas designated under Article VII, Chapter 10 of the Revised Municipal Code as Special Construction Zones shall conform to the provisions of this Chapter.

SECTION P102

GENERAL PROVISIONS

P102.1 Permits. No permits for construction, alteration, repairs, demolition or moving in a designated Special Construction Zone shall be issued without being in compliance with all recommendations contained in the engineer's report if required by the Administration Section.

P102.2 Engineers reports. If the applicant is required to prepare an engineer's report pursuant to the Administration Section, the Department may require such additional information and recommendations as it deems necessary and may require such additional measures as are necessary to minimize potential hazards during construction and control hazards from the completed structure.

P102.3 Inspections. All construction and excavation sites shall be subject to inspection by the Department, Fire Department and the Department of Health and Hospitals, and results of tests or monitoring required by this Chapter shall be available at the site for inspection.

P102.4 Work stoppage. In the event of a material violation with the requirements of this Chapter, the Department may stop all construction activity until it is satisfied that the violation has been corrected.

SECTION P103

HAZARDOUS GASES GENERATED BY LANDFILLS

P103.1 New construction. Except as provided in the Administration Section, all new buildings, structures and utilities to be constructed in a Special Construction Zone, which is so designated because of the presence of hazardous gases generated by landfills, shall be designed by an engineer registered in the state of Colorado to control and protect against accumulation of over 1.0% by volume of flammable gas in the building, structure or utility. The following precautions shall be taken during and after construction activity:

1. A flammable gas indicator shall be utilized at all times during trenching, excavating, drilling or when working within 10 feet of an open excavation.
2. When trenching, excavating or drilling deeper than 2 feet into the soil or fill, or in the presence of detectable concentrations of 1.0% by volume of flammable gas, the operating equipment shall be provided with spark proof exhausts.
3. A dry chemical fire extinguisher, approved by the Fire Department, shall be provided on all equipment used in the landfill.

4. Personnel within or near an open trench or drill hole deeper than 2 feet into the soil or fill shall be fully clothed, wear shoes with nonmetallic soles and wear a hard hat and safety goggles or glasses.
5. Exhaust blowers shall be used in instances where trenches may show a build-up of flammable gas of 1.0% by volume or less than 19.5% by volume of oxygen.
6. Smoking and/or an open flame shall not be permitted in any area within 100 feet of the excavation.
7. Personnel shall be kept upwind of any open trench unless the trench and the downwind atmosphere are continuously monitored.
8. Before personnel are permitted to enter an open trench, the trench shall be monitored for flammable gas and at least a 19.5%-by-volume oxygen sufficiency. When in the excavation, each work party shall be working no more than 5 feet from a continuously operating flammable gas and oxygen monitor.
9. The applicant shall employ an inspector whose duty it shall be to effect continuous compliance with the foregoing precautions. The inspector shall be a qualified person approved by the Department or shall be an engineer registered with the state of Colorado or a person in the employ of, or subject to, the direct supervision and control of such an engineer. Said inspector shall submit a written report of his inspection to the applicant and to the Department at 10-day intervals during active construction stating that all new construction is in compliance with these regulations, and that all testing and monitoring has been and is being done as required by the Code.
10. After construction is completed, hazardous gas monitoring devices approved by the Fire Department shall be installed in the completed building or structure in such number and in such places within the building or structure as may be required by the Fire Department.

P103.2 Alteration or repair of existing building, structures or utilities. Except as provided in the Administration Section and P103.3, no alterations or repairs to any existing building, structure or utility shall be made unless the following precautions are taken:

1. Within 5 days prior to applying for a permit under Chapter 1 of the Building Code to alter or repair an existing building, structure or utility, the work site shall be tested for the presence of flammable gas by an engineer registered in the state of Colorado.
2. The applicant shall be exempt from all other requirements of this Section P103.2 if:
 - a. Test results show that there is less than 2.0% of the Lower Explosive Limit (L.E.L.) of hazardous gas, then the permit for the work shall be issued; and
 - b. Upon completion of the work, the applicant shall install hazardous gas monitoring devices approved by the Fire Department in such number and in such places within the building or structure as may be required by the Fire Department.
3. If the test results show that there is 2% or more of the Lower Explosive Limit (L.E.L.) of hazardous gas, then the applicant shall take all of the precautions pursuant to Section P103.1 as if the construction were new construction.

P103.3 Exemption. Whether or not he is an applicant for a permit, the owner of real property within a Special Construction Zone may apply to the Building Agency for a certificate of exemption from the provisions of Article VII, Chapter 10 of the Revised Municipal Code and Section P103 of the Building Code. To obtain such exemption, said owner shall have his property tested by an engineer registered in the state of Colorado and tests shall meet the following requirements:

1. A test for the presence of flammable gas shall be performed at a time when there is frost on his property to a depth of at least 6 inches in the soil, again at a time when there is no frost in the soil, and again within 5 days of the date when an exemption certificate is applied for.
2. The test holes shall be placed along each major boundary line of the real property for which the

exemption is sought in such number and at such locations as the engineer deems proper.

3. If the test results show that there is less than 2.0% of the lower explosive limit (L.E.L.) of flammable gas, and if such test results are satisfactory to the Department, then the Department shall issue a certificate stating that the real property described in the certificate is exempt from the provisions of Article 647 of the Revised Municipal Code and Section P103 of the Building Code.
4. As a condition of receiving an exemption certificate from the Department, the owner shall acquire and install in all existing and future buildings and structures devices approved by the Fire Department to monitor for the presence of hazardous gas in such number and in such places within the building or structure as may be required by the Fire Department.
5. Upon a finding that flammable gas is present in amounts greater than 2% of the lower explosive limit on any property where an exemption certificate has been issued, the Department shall revoke the exemption certificate. Further, upon a finding that the monitoring devices on any property for which an exemption certificate has been issued are inoperative, the Department may suspend or revoke the exemption certificate.

Appendix Q Access control is added:

APPENDIX Q ACCESS CONTROL

SECTION Q 101 INTRODUCTION

Q101.1 Background. Since 1990 various written policies have been implemented and applied to establish requirements and guidelines for the assessment and permitting of *access control systems*. Initially, policies were written to address the needs that had developed for securing the elevator lobby and stair enclosures in high rise buildings. As the use of these systems increased, and as they became more complex, it was necessary to develop a more comprehensive policy to address these systems that were being used in ever increasing applications. The development of an expanded policy was also driven by the failure of the model building code to respond to the increasing security needs in buildings. The model building code did not provide a reasonable balance between life safety concerns and security needs. Further, these systems were found to have a detrimental effect on exiting, fire department access and accessibility as well as reducing the effectiveness of other life-safety features in buildings. In order to address this need for a more comprehensive policy, an Access Control Committee was established to develop the required document. The committee was composed of both private and public sector members. On April 18, 1995 the Building Inspection Division began to apply the initial policy developed by this committee. The policy was published as Policy Number 32-B068. Since being implemented, the original policy was continuously applied and used as the basis for the review and acceptance of *access control systems*. In the year 2000, the Access Control Committee was re-established and began to meet to develop an updated and expanded version of the 1995 policy. This committee developed an updated policy but that new version was not implemented pending the adoption of the IBC (International Building Code) as the Building Code for the City & County of Denver.

The *DBC* includes a number of provisions that relate to *access control systems* that are similar to some of the systems and requirements of the new version of the access control policy. However, these provisions are not as comprehensive as those contained in this policy. In order to codify the policy and to provide a more consolidated and organized approach to access control it was decided to develop a separate appendix in the building code for *access control systems*. The newest version of the access control policy was used as the basis for this appendix. The provisions of the International Building Code that address issues related to *access control systems* are deleted in the Denver Amendments to the IBC and reference is made to this appendix for the appropriate corresponding requirements.

Q 101.2 Purpose and intent. The purpose of this appendix is to combine all of the various *DBC* requirements and previous policy requirements for *access control systems* into one document. The appendix is intended to provide consistency in the design, review, installation and inspection of *access control systems* and components by providing standards and guidelines for these systems. It is anticipated that redundant design efforts and administrative modification requests can be avoided by providing safe alternative solutions to some commonly reoccurring security applications where the use of *access control systems* would create conflicts with other requirements of the *DBC*. Although the appendix contains specific solutions for a number of common applications it is not intended to limit the use of this policy to only those situations. This appendix can be used to help devise appropriate solutions to other unique situations that require the use of *access control systems* that may also be incompatible with requirements of the *DBC*. The provisions of the *DBC* in the Administration Section relating to modifications under special circumstances can be used when other solutions provide an equivalent alternative to the provisions of the *DBC*. The standards and guidelines of this appendix are designed to assist in the development of specialized *access control systems* that are necessary to

respond to unique security needs.

Q 101.3 Prevailing policy. All access control policies and appendices previously applied by Community Planning and Development are null and void and superseded by this appendix. These policies include but are not limited to the following policies:

| | |
|----------------|--|
| Policy P-25 | Securing of Stair Doors into Exit Enclosures – Dated 09/04/1999 Policy P-26 Securing of Elevator Lobbies - Dated 02/05/1993 |
| Policy P-47 | Interim Policy – Electric Door Hardware Applications for Exit Doors - Dated 09/21/1992 |
| Policy 32-B068 | Access Control – Dated 04/18/1995 |
| Appendix L | Access Control – 2011 Amendments to the 2009 IBC - Dated September 2012 |

The provisions of this policy are not intended to be applied to existing *access control systems* that were permitted and legally installed in accordance with the provisions of the *DBC* and any Access Control Policy in effect at the time the permit was issued.

Q 101.4 Modified IBC provisions. The following IBC sections have been modified and are superseded by the provisions of this appendix:

- Section 403.5.3 Stairway door operation.
- Section 1010.1.9.7 Delayed egress locks.
- Section 1010.1.9.8 Sensor release of electrically locked egress doors.
- Section 1010.1.9.9 Electromagnetically locked egress doors.
- Section 1010.1.9.11 Stairway doors.

SECTION Q 102 DEFINITIONS

Q 102.1 Definitions. The following words and terms shall, for the purposes of this appendix, have the meaning shown herein.

ADBC. Administration of the Denver Building Code. Contains the amendments that have been adopted for the administration of the Denver Building Code. Adopted with the Denver Building Code Amendments.

ACCESS CONTROL SYSTEM. A group of devices including control unit(s), *electric hardware*, wiring and raceways electrically interconnected to control and regulate ingress and egress.

ACCESS CONTROL SYSTEM CONTRACTOR. A contractor licensed to install, add to, alter or repair control units, *electric hardware*, wiring and raceways electrically interconnected to control and regulate ingress and egress. Voltages shall not exceed 48 Volts or the system shall be power-limited as defined by the *NEC*. All work shall be performed under the supervision of the holder of an *Access control system* Supervisors Certificate.

ACCESS CONTROL SYSTEM UNIT. The component(s) of an *access control system* that provide system logic and control (e.g., reader electronic panels, stand-alone keypads, telephone entry controllers, burglar alarm system units with access control capability, intercom controllers and door entry buzzers or buttons).

APPROVED. Approved as to materials and types of construction, as determined by the Building Official following investigation and tests conducted by him, or by reason of accepted principles or tests by recognized

authorities, technical or scientific organizations.

CABINET. An enclosure with a hinged or screw lid used primarily to provide a degree of protection against incidental contact.

CONTACT SENSE EXIT DEVICE. Door mounted hardware designed to electrically sense the touch or immediate presence of an occupant moving to open the door. Depends upon the “touch” sensor to initiate a door unlock as opposed to more traditional door hardware that depends upon mechanical movement of the hardware to unlock the door.

CPD. Community Planning & Development (formerly the Building Inspection Division).

DBC. Denver Building Code. The International Codes as currently adopted including the provisions found in the City and County of Denver Amendments to the Denver Building Code and the Administration of the Denver Building Code.

DFCA. The Denver Building Code Amendments. Also includes the provisions of the Administration of the Denver Building Code.

DFC. Denver Fire Code. The IFC as currently adopted including the City and County of Denver amendments.

DIRECTLY UNLOCK. To directly interrupt power to the locking device, independent of the operation, functionality or programming of *access control system units*.

ELECTRIC BOLT. Dead-bolt type of lock that is electrically operated and is dependent upon power to either project or withdraw the bolt.

ELECTRIC HARDWARE. Any door hardware or accessory product that is used in a circuit as a conductor, load, power supply or switch.

ELECTRIC STRIKE. Lock strike that is modified to release the latch bolt with the application or removal of electric power.

ELECTRIC LOCK. Any locking or latching door hardware that relies on electrical energy for its operation.

ELECTRICAL CONTRACTOR. Colorado State licensed electrical contractor.

ELECTRICAL SIGNAL CONTRACTOR. A contractor licensed to install, add to, alter or repair electrical wiring and equipment for fire alarm, fire detection, emergency voice communication systems, electrical signaling and control wiring. Voltages shall not exceed 48 Volts or the system shall be power-limited as defined by the *NEC*. All work shall be performed under the supervision of the holder of an Electrical Signal Supervisor Certificate.

ELECTRICALLY MODIFIED LOCKSET. A standard builder’s hardware lockset that has been modified to operate electrically without compromising *mechanical free egress*.

ELECTRICALLY OPERATED EXIT DEVICE. An exit device that has been modified to operate electrically without compromising *mechanical free egress*.

ELECTRIC LOCKS – MASTER SWITCH. An electrical switch configured to immediately and simultaneously unlock all connected door locks (typically, but not limited to delayed egress doors, secured elevator lobby doors and stair tower doors). The switch shall be located in the building’s Fire Command Center or other *approved* location. The switch shall be a two-position, toggle switch labeled “ELECTRIC LOCKS” with its positions labeled “LOCKED” and “UNLOCKED”. When located in a non-secure area, a two-position,

key operated switch may be used when a matching key is located in the building's Key Lock Box.

ELECTROMAGNETIC LOCK. Lock that relies on electrically induced magnetic force to lock the door, typically mating a door mounted door-plate to a frame mounted lock housing. Also known as a "maglock".

FAIL-SAFE LOCK. A lock that unlocks automatically upon loss of power.

FAIL-SECURE LOCK. A lock that remains locked during loss of power.

FIRE ASSEMBLY. An assembly of fire doors, fire windows or fire damper, including all required hardware, anchorage, frames and sills.

FIRE DETECTION SYSTEM. A building that is fully smoke detected, or smoke detection where required by 2015 IBC Section 907.2.13, Smoke Control in High Rise Buildings.

FPB. Fire Prevention and Investigation Division, of the Denver Fire Department.

LABEL. Fire doors shall have a label or other identification showing the fire protection rating. Such label shall be *approved* and shall be permanently affixed. The label shall be applied at the factory where fabrication and assembly are performed. Inspection shall be made by an *approved* inspection agency during fabrication and assembly.

LISTED and LISTING. Terms referring to equipment and materials which are shown in a list published by an *approved* testing agency, qualified and equipped for experimental testing and maintaining an adequate periodic inspection of current productions and whose listing states that the equipment complies with approved safety standards.

MANUAL UNLOCKING DEVICE. A permanently wired, manually operated, raised, push-type switch with integrated time delay which immediately and *directly unlocks* a door.

MECHANICAL FREE EGRESS. Door hardware that mechanically unlocks and unlatches the door, from the egress side with a single motion without the use of a key, card or any special knowledge or effort.

MOTION DETECTOR. A device that is *listed* by an *approved* testing laboratory as a request to exit sensor.

NEC. National Electric Code.

POWER TRANSFER. Hinge, pivot or door cord that provides routing for the wire to pass from the frame into the door.

SHEAR-TYPE MAGNETIC LOCK. A magnetic lock that relies on a shear pin, post, concave/convex machining or other similar projections to enhance the latching strength of the lock.

SECTION Q103

GENERAL REQUIREMENTS

Q 103.1 General requirements. All access control system applications shall comply with all of the requirements contained in Section Q103 unless other specific provisions of Appendix Q modify these requirements.

Q 103.1.1 Mechanical free egress. All doors shall have *mechanical free egress* at all times unless otherwise *approved* by CPD.

Q 103.1.2 Fire-rated doors. Required fire-rated doors shall remain latched at all times the door is in a

closed position.

Q 103.1.3 Modifying doors and door frames. Re-machining fire-rated doors or frames may void the fire *label*. Re- machining shall comply with the manufacturer’s specified procedures.

Q 103.1.4 Key lock boxes. Provision for ingress by way of an *approved* key box (e.g., “Knox Box”) for entry by emergency personnel shall be provided and shall be located in a *FPB-approved* location.

Q 103.1.5 Fail safe wiring. When *electric locks* are held locked by the application of electric power, the wiring between the power supply and lock shall be installed in a *fail-safe* arrangement. All portions of the circuit shall be configured in a way that parallel conductors in a common cable or raceway shall have conductors of opposite polarity in the same cable or raceway. This arrangement assures that the lock releases if wires break or if parallel conductors are shorted. (See Figure Q 103.1.5.)

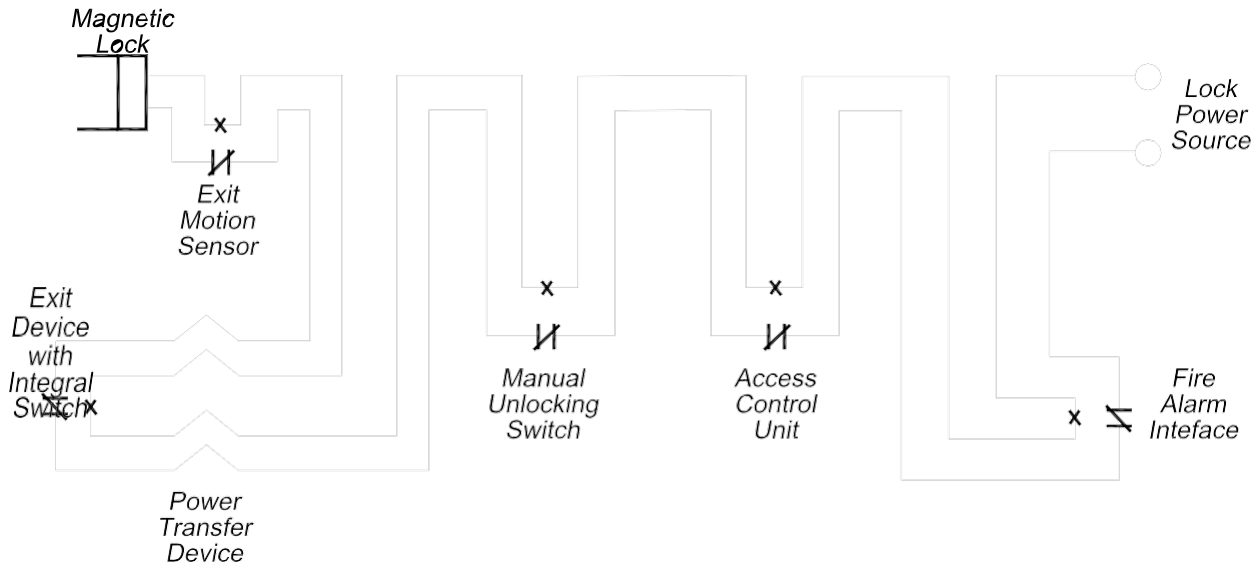


FIGURE Q103.1.5

Q 103.1.6 Access control system power. Access control system power supplies shall comply with all of the following requirements:

- 1) “Plug-in” Class II power supplies along with their serving outlets shall be enclosed in a protective cabinet.
- 2) All power supplies other than “plug-in” Class II power supplies shall be hardwired to primary power.
- 3) When the manufacturer’s nameplate primary power requirement exceeds 180 volt-amperes, the power supply shall be served by a dedicated branch circuit. If power requirement is less than 180 volt-amperes, then an existing power outlet may be converted to a junction box serving the power supply.

Q 103.1.7 Hardware requirements. All access control system applications shall utilize hardware that complies with all of the requirements contained in Section Q103.1.7 unless specifically *approved* by other provisions of Appendix Q.

Q 103.1.7.1 Listing. All access control system units shall be *listed* for their intended use by an *approved* agency, such as UL or ETL, or as otherwise *approved* by CPD.

Q 103.1.7.2 Electrical compatibility. All components of the operating system shall be matched electrically in all ratings (i.e. voltage and current).

Q 103.1.7.3 Electric strikes. Doors or frames may be equipped with *electric strikes* that do not affect *mechanical free egress*. *Electric strikes* used on fire-rated doors shall be *fail-secure* and shall bear the appropriate fire *listing*.

Q 103.1.7.4 Electrified locksets. *Approved and listed electrically modified locksets* (mortise, cylindrical or unit type) that do not affect *mechanical free egress* are permitted.

Q 103.1.7.5 Electrically operated panic hardware. *Approved and listed electrically operated panic hardware* (rim, mortise, and concealed or vertical rod type) is permitted. The exit device shall bear appropriate fire rating when used on fire-rated doors.

Q 103.1.7.6 Electric bolts. *Electric bolts*, either flush or surface mounted, shall not be installed, altered or repaired.

Q 103.1.7.7 Shear-type magnetic locks. *Shear-type magnetic locks* shall not be installed, altered or repaired.

Q 103.1.7.8 Non-binding hardware. Hardware shall be non-binding in design and function.

SECTION Q 104

ACCESS CONTROL SYSTEMS WITH ELECTROMAGNETIC LOCKS

Q 104.1. Access control systems with electromagnetic locks. Doors in all occupancies except Group H occupancies are permitted to be equipped with *electromagnetic locks* that prevent *mechanical free egress* when the electromagnetic locking system complies with all of the provisions of Section Q104. *Electromagnetic locks* that are part of a delayed egress system shall comply with the provisions of Section Q105. *Electromagnetic locks* that are used to secure an elevator lobby shall comply with all of the requirements of Section Q106.

Q 104.1.1 Fire alarm interface. Activation of the building fire alarm system, automatic sprinkler system, or *fire detection system*, if provided, shall *directly unlock* the doors, and the doors shall remain unlocked until the system has been reset.

Q 104.1.2 Loss of power. Loss of power to that part of the *access control system* which locks the doors shall automatically unlock the doors.

Q 104.1.3 Electromagnetic lock power transfer. *Power transfer* from the door to the frame shall be *listed and approved*.

Q 104.1.4 other locking devices. When *electromagnetic locks* are installed on a door, no other locking device shall be used on the door that prevents free egress.

Q 104.1.5 Door release hardware. The door shall unlock from the egress side using a combination of any two of the following means:

1. **Door mounted release device.** May be either of the following:
 - a) Panic hardware release. Panic hardware may be used to unlock an *electromagnetic lock*, provided it is equipped with an internally mounted switch. Operation of the panic device shall simultaneously *directly unlock* the *electromagnetic lock* and allow the door to open with one motion. The switch shall have a proven operable life, as part of the exit device, equal to the *listing* requirements for the device (typically 250,000 cycles).
 - b) *Contact sense exit device* release. This device shall *directly unlock* the *electromagnetic lock*.
2. **Manual unlocking device.** A manual, press to operate button may be used to unlock an *electromagnetic lock* when all the following conditions are met:
 - a) The *manual unlocking device* is located in compliance with the requirements of ICC A117.1-

2009 section 308.

- b) The *manual unlocking device* is located within five feet of either edge of the egress side of the door opening.
 - c) The operable portion of the *manual unlocking device* shall have a minimum dimension of one inch (1”).
 - d) The *manual unlocking device* shall be clearly identified by a sign that reads “EXIT” (or similar language) in minimum ¼” high letters on a contrasting background.
 - e) The *manual unlocking device* shall directly unlock the magnetic lock.
 - f) The *manual unlocking device* shall remain unlocked for a minimum of 30 seconds.
3. **Motion detector release.** The detector shall be arranged to detect an occupant approaching the doors from the egress side within a six-foot radius of the centerline of the door opening (refer to Figure Q 104.1 for coverage patterns) and upon detection, shall *directly unlock* the *electromagnetic lock* and shall keep it unlocked for a minimum of 5 seconds. Loss of operating power to the detector shall *directly unlock* the *electromagnetic lock*.

COVERAGE PATTERNS

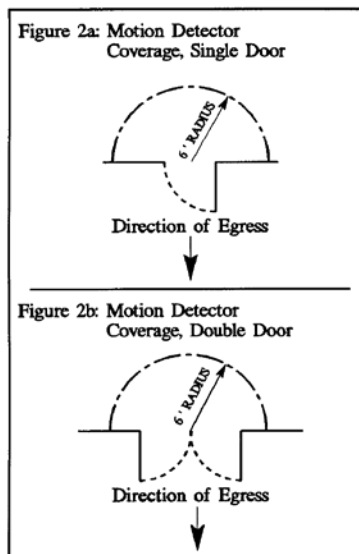


FIGURE Q104.1

SECTION Q 105

DELAYED EGRESS SYSTEMS

Q 105.1 Delayed egress locks. *Approved, listed,* delayed egress locks shall be permitted to be installed on doors serving any occupancy, except Group A, E and H occupancies, in buildings that are equipped throughout with an automatic sprinkler system in accordance with IBC Section 903.3.1.1 or an *approved* automatic smoke or heat detection system installed in accordance with *DFC* Section 907 as amended, provided that the doors are in accordance with Items 1 through 8 below.

1. A building occupant shall not be required to pass through more than one door equipped with a delayed egress lock before entering an exit.
2. The doors shall unlock upon actuation of the automatic sprinkler system or automatic *fire detection system*.
3. The doors shall unlock upon loss of power to the controlling lock or lock mechanism.
4. The doors shall unlock when the *Electric Locks - Master Switch* is in the unlocked position.
5. A release device shall initiate an irreversible process that shall unlock the door within a delay period of not more than 15 seconds. The maximum required force and time to activate the release device shall not exceed 15 pounds (67 N) for 1 second. Initiation of the irreversible process shall activate an audible signal in the vicinity of the door. Once the door is unlocked by the application of force to the releasing device, relocking shall be by manual means only, at the door.

Exception:

Where *approved*, a delay period of not more than 30 seconds is permitted.

6. A sign shall be provided on the door located above and within 12 inches (305 mm) of the release device:
 - 6.1 For doors that swing in the direction of egress, the sign shall read: PUSH UNTIL ALARM SOUNDS. DOOR CAN BE OPENED IN 15 [30] SECONDS.
 - 6.2 For doors that swing in the opposite direction of egress, the sign shall read: PULL UNTIL ALARM SOUNDS. DOOR CAN BE OPENED IN 15 [30] SECONDS.
 - 6.3 The sign shall comply with the visual character requirements of ICC A117.1-09.
7. Emergency lighting shall be provided at the door.
8. The components for the delayed egress lock shall be *listed* as a complete assembly. Individual, *listed* components may not be field assembled to build a delayed egress locking assembly.

SECTION Q106

SECURING AN ELEVATOR LOBBY WITH AN ACCESS CONTROL SYSTEM

Q 106.1 Secured elevator lobby. When all of the provisions of Section Q106.1 have been satisfied, elevator lobbies may be secured to prevent access from the elevator lobby into a tenant space.

Q 106.1.1 Use of secured elevator lobbies. Secured elevator lobbies are intended to provide a transitional area where building occupants can await the arrival of an elevator car or depart from an elevator car. It is not intended to be an area where building occupants can work. A secured elevator lobby cannot contain other spaces that are considered normally occupied such as restrooms, reception areas or waiting areas.

Q 106.1.2 Exit path blockage. Securing of the lobby cannot result in the blockage of exit paths from normally occupied areas. A secured lobby cannot interrupt the exit path circulation.

Q 106.1.3 Dead-end corridors. Securing of the lobby cannot result in dead-end exit corridors with lengths that exceed the provisions of IBC Section 1020.4.

Q 106.1.4 Restroom facility access. Securing of the lobby cannot result in elimination of access to

required restroom facilities from normally occupied areas. Each individual tenant shall have access at all times to required toilet facilities.

Q 106.1.5 Electric load-center access. Securing of the lobby cannot eliminate the access required by the *NEC* to electrical overload protection or disconnect equipment. Each tenant shall have the access required by the *NEC*.

Q 106.1.6 Delayed Egress. Delayed egress is permitted under this section.

Q 106.1.7 Exit stairway access. Elevator lobbies shall have at least one means of egress complying with Chapter 10 and other provisions within this code.

Exception: Access to an exit stairway is not required provided all of the following conditions are met:

1. **Fire System Requirements.** The building shall be alarmed and/or protected in accordance with one of the items below:
 - a. Equipped with a fire alarm system and shall be fully detected.
 - b. Fully sprinklered and have manual fire alarm boxes (pull stations) installed throughout the building.
 - c. Equipped with the life-safety features prescribed under IBC Section 403.
2. **Electric Locks.** All doors connecting the secured lobby with normally occupied areas or with corridors leading to the exit stairway may only be secured with a *fail-safe* electric lock. The lock shall unlock when the fire alarm is activated.
3. **Emergency Communications.** One of the following emergency communication devices shall be provided in the elevator lobby:
 - a. A manual fire alarm box shall be installed in a clearly visible location within the elevator lobby and mounted at a height to comply with the reach range provisions of ICC A117.1 (2009) Section 308. The location shall be subject to approval by the *FPB*. A manual fire alarm box installed under these requirements shall transmit to a Class I Central Station.
 - b. An emergency telephone or other *approved* two-way communication device shall be installed in the elevator lobby, and mounted in compliance with the reach ranges provisions of ICC A117.1 (2009) Section 308. The location shall be *approved* by the *FPB*. The system/device shall transmit to a commercial monitoring service or continuously staffed monitoring service within the building as *approved* by *CPD* and the *FPB*. Upon activation, the communications device shall automatically transmit a location identification message to the monitoring service. A sign in compliance with ICC A117.1 (2009) shall be provided at the communication device that states that this is an emergency phone and lists the building address and the floor number of the elevator lobby.
4. **Lighting Requirements.** The elevator lobby shall be illuminated in accordance with IBC Section 1008 (Means of Egress Illumination).
5. **Compatibility with Accessibility Requirements.** All doors into the elevator lobby area from normally occupied areas shall have accessible hardware compatible with the requirements of ICC A117.1 (2009) Sections 308 and 404.2.6 on each side of the door.
6. **Elevator Lobby Refuge Areas or Elevator Lobby Area of Rescue Assistance.** When an elevator lobby is used as an area of refuge or area of rescue assistance, all of the following

conditions shall be met:

- a. **Electric Lock Requirements.** *Electric locks* shall be designed so that when they are released, the door will remain latched. The lock shall also be connected to the *Electric Locks – Master Switch*.
- b. **Door and Door Hardware Requirements.** All doors opening into elevator lobby refuge areas shall be 45-minute fire-protection rated assemblies as required by *DBC Table 716.5*. All hardware necessary to maintain the fire rating of the door shall be *listed* and *approved* fire door hardware. All hardware installed on the rated door and frame assembly shall be compatible with the manner in which the door was manufactured and shall not reduce the fire rating of the assembly. Field or other modification of rated doors and frames is prohibited unless *approved* in writing by the agency which *labeled* the fire-rated assembly.
- c. **Securing Doors Leading into the Elevator Lobby.** Doors leading into the lobby refuge area from normally occupied areas shall be readily openable from the normally occupied side without the use of a key or special knowledge or effort.
- d. **Refuge Area or Area of Rescue Assistance Subdivision.** A refuge area or area of rescue assistance, which includes the elevator lobby and the corridors that connect the lobby to the exit stairways, shall remain as one open area without restriction of movement within the refuge area or area of rescue assistance.

SECTION Q107

SECURING EXIT STAIRWAY DOORS

Q 107.1 Requirements for access control. All doors into exit stairways shall be capable of being opened from both sides without the use of a key or special knowledge or effort unless otherwise permitted by the provisions of Section Q 107.

Q 107.2 Securing exit stairway doors. Doors opening into exit stairways may be secured under certain conditions provided all of the applicable requirements of Section Q107.2 are satisfied.

Q 107.2.1 Exit stairway door general hardware requirements. All doors into exit stairway shall have hardware that complies with the provisions of Section Q107.2.1.1

Q 107.2.1.1 Fire rating and latching requirements of door hardware. All doors into exit stairways shall be fire-rated assemblies, as required by IBC Section 1022. In order to maintain the fire rating of the door assembly, all hardware installed on exit stairway doors shall meet the following criteria:

1. **Latching Requirements.** The door shall remain latched at all times that the door is in a closed position as required by IBC Section 716.5.9.1. *Electric locks* or strikes that unlatch the door upon activation of the fire alarm system or loss of power shall not be *approved*.
2. **Hardware Requirements.** All hardware shall be *listed* for use on fire-rated door assemblies. The hardware shall be *listed* for an hourly rating equal to or greater than the rating of the door assembly. Any field or other modification of rated doors and frames is prohibited unless approved in writing by that agency that *labels* the door and frame assembly. Doors that are modified to accommodate hardware without the approval of the labeling agency are not *approved* and shall be replaced with properly *labeled* doors manufactured to accommodate the hardware.

Q 107.2.1.2 Door hardware to be accessible. All new hardware on doors into exit stairways shall be compatible with the requirements of ICC A117.1 (2009) Sections 308 and 404.2.6. All hardware that was installed after August 1, 1983, shall comply with ICC A117.1 (2009) Sections 308 and 404.2.6.

Q 107.2.2 Exit Stairway doors at the level of exit discharge. Doors providing the path of egress out of the exit stairway at the level of exit discharge shall not be locked from the exit stairway side at any time.

Exception: Electromagnetic Locks and Delayed Egress Locks are permitted when used in accordance with Sections Q104 or Q105 of this appendix. Exterior exit stairway doors at the level of exit discharge level may be locked to prevent access into the exit stairway from the exterior side.

Interior exit stairway doors at the level of exit discharge that are not intended for exit discharge from the exit stairway shall comply with all of the provisions of Section Q107.2.4.

Q 107.2.3 Doors into exit stairways at levels other than the level of exit discharge. Doors that are a part of the means of egress into exit stairways shall not be locked to prevent or restrict access into the exit stairway at any time. Doors shall be operable without the use of a key or any special knowledge or effort. The door shall be capable of being opened with one operation only. The following types of locking devices are prohibited on the exit side of doors into exit stairways:

1. **Key operated mechanical locks.** Mechanical locks requiring a key, combination, or other special knowledge to open the door.
2. **Combination of mechanical and electrical locks.** Combinations of mechanical door hardware and/or *electric locks* which require more than one operation to open the door.
3. **Electric locks.** Electric locking devices which are unlocked by use of a key, card reader, key pad, pressure sensitive mat, push button switch or other similar method.
4. **Electric strikes.** *Fail-safe electric strikes* are prohibited on doors into exit stairways. The latch point on these doors must be maintained and a *fail-safe electric strike* does not maintain the latch point when power is lost to the strike. *Fail-secure electric strikes* that are not *listed* for use on a fire rated door assembly are also prohibited on doors into exit stairways.
5. **After hours locks.** Locking devices that are activated after normal business hours or during other timed periods and restrict access into the exit stairway.

Q 107.2.4 Doors out of exit stairways at levels other than the level of exit discharge. *Access control systems* complying with all of the specific provisions of Section Q107.2.4 and the general provisions of Section Q107.2 may restrict access out of exit stairways on levels other than the level of exit discharge (i.e., may be secured from the exit stairway side).

Q 107.2.4.1 High rise buildings. *Stairway* doors other than the *exit discharge* doors shall be permitted to be locked from the *stairway* side.

Q 107.2.4.1.1 New door locks that restrict access out of exit stairways. All new lock installations in high rise buildings, which restrict access out of an exit stairway, shall satisfy the following requirements:

1. **Electric locks.** All new locks shall be *electrically modified locksets* which shall simultaneously unlock, but not unlatch, upon a fire alarm or a loss of power or activation of *Electric Locks – Master Switch*. The *electrically modified lockset* shall be wired to all three of these monitor/power/control points. These locks shall not be connected to an emergency power source that would keep the door locked upon loss of normal building power.
2. **Mechanical locks.** Conventional keyed, combination, or other mechanical locks shall not be installed in new lock installations.
3. **Fifth floor rule.** Where doors are locked for more than five consecutive floors, a telephone or other *approved* two-way communication system shall be provided in the stairway. The travel distance between each phone or communication system shall not exceed five floors as required by IBC Section 403.5.3.1.

4. **Phone/communications system.** An emergency telephone or other *approved* two-way communication device shall be installed in the stair landing, and mounted at a height to comply with the requirements of ICC A117.1 (2009) Section 308. The location shall be *approved* by the *FPB*. The system/device shall transmit to an *approved constantly attended station* or location within the building as approved by the *FPB*. Upon activation, the communications device shall automatically transmit a location identification message to the monitoring service.
5. **Signage.** All locked exit stairway doors shall have the applicable signage required by Section Q107.2.4.1.1 and IBC Section 1023.9 and comply with ICC A117.1 (2009) Sections 703 and 704. Signage shall be provided as follows:
 - a. All doors that are locked for more than 5 consecutive floors shall have a sign that reads: **THIS DOOR IS LOCKED. EMERGENCY PHONES ARE LOCATED ON FLOORS ____AND ____.**
 - b. All doors that are locked for 5 consecutive floors or less shall have a sign that reads: **THIS DOOR IS LOCKED. FOR THE NEXT UNLOCKED DOOR GO DOWN TO FLOOR _____ OR UP TO FLOOR _____.**
 - c. All emergency phones in exit stairways shall have a sign that reads: **EMERGENCY PHONE.** The sign shall also provide the address of the building and describe the floor and stair location of the phone.

Q 107.2.4.1.2 Existing door locks that restrict access out of exit stairways. Existing locking systems in high-rise buildings that prevent access out of exit stairways shall satisfy all of the following requirements in order to remain in service:

1. **Existing lock definition.** An existing lock is a lock that was legally installed with a building permit prior to September 21, 1990, the effective date of Policy P-25 “Securing of Stair Doors into Exit Enclosures”. The lock shall also comply with all of the requirements of the building code in effect at the time it was installed.
2. **Master keys.** Locks must be key operable. Four sets of master keys to operate the locks shall be available for Fire Department use in a location *approved* by the *FPB*.
3. **Fifth floor rule.** Doors shall not be locked for more than five consecutive floors with keyed mechanical locks. Where keyed locks are in place for more than five consecutive floors, at least one shall be replaced by an electric lock such that the keyed locks do not occur for more than five consecutive levels. The *electric locks* shall comply with all high rise building requirements as required by Section Q107.2.4.1.1.
4. **Existing mechanical combination locks.** Existing mechanical combination locks shall be removed and replaced with complying *electric locks*.
5. **Existing electric locks.** Existing *electric locks* on the exit stairway side may remain in service if they comply with all of the requirements listed in Section Q107.2.

Q 107.2.4.2 Non-high rise buildings. Doors may be locked to prevent access out of the exit stairway on all levels except the level of exit discharge in accordance with sections Q107.2.4.2.1 and 107.2.4.2.2.

Q 107.2.4.2.1 Non-high rise buildings less than five stories. Doors into exit stairways may be locked with any type of mechanical lock or *listed* electrical lock from the exit stairway side to prevent access out of the exit stairway if all of the following conditions are satisfied:

- a. The locking hardware does not prevent *mechanical free egress* into the exit stairway at exit doors.
- b. The door is not a part of the egress path from the exit stairway at a discharge level.
- c. The door locking hardware complies with all of the requirements of Section Q107.2.1.1.
- d. *Electric strikes* used as part of the locking system shall be *fail-secure*.

The provisions of this section may be applied to locking applications in both new and existing buildings.

Q 107.2.4.2.2 Non-high rise buildings greater than four stories. Exit stairway doors may be locked to prevent access out of the exit stairway in non-high rise buildings more than four stories in height provided the locking system complies with all of the general provisions of Section Q107.2 and the specific provisions for high rise buildings in Section Q107.2.4.1.

SECTION Q108

CONTRACTOR LICENSING REQUIREMENTS FOR ACCESS CONTROL SYSTEMS

Q 108.1 Contractor licensing requirements for access control system work. A licensed *access control system contractor* is required to obtain the permit necessary to install *access control systems* and components, including but not limited to: delayed egress systems, telephone entry systems, electric door strikes, electromagnetic locking hardware, electrified locksets, electrically operated panic hardware, card readers, controllers, and other access control equipment. The *access control system contractor* may perform all of the work related to the installation of the *access control system*.

Exception: Work restricted by the provisions of Section Q108.1.2 shall be performed by a contractor that is licensed to perform that work.

Q 108.1.1 Access control system contractor license. The *access control system contractor* license is authorized and classified by the provisions of the *DBC*. All of the applicable requirements of the Administration Section shall be satisfied in order to obtain the *access control system contractor* license. The access control contractor may perform all work directly related to the *access control system* except as limited by Section Q108.1. The following types of related work may be performed by the access control contractor:

1. The installation of all *access control system* components including but not limited to: control panels, electromagnetic locking hardware, electrified locksets, *electric strikes*, electrically operated panic hardware, card readers and power supplies that are not hardwired to the building's electrical power distribution system.
2. The installation of all associated interconnecting wiring between *access control system* components necessary for operation of the system except electrical circuits that are powered with more than 48-Volt-AC/DC.
3. The installation of raceways and conduits that only contain wiring for the interconnection of the various access control components.
4. The modification of doors and door frames required to install the various access control components if the modification does not void the *listing* and *labeling* of a fire rated door and/or door frame and the work necessary for the replacement of existing doors and/or doorframes in existing openings.

An *electrical contractor* or an *electrical signal contractor* shall not perform the work that requires an *access control system contractor* unless allowed by other provisions of this appendix. The modification

of doors and door frames may be performed by a properly licensed building contractor (Class A or B) or by one of the Class D building specialty contractors licensed to install or perform work on doors.

Q 108.1.2 Requirements for work not performed by an access control systems contractor. Work related to the installation of the *access control system* that shall not be performed by the *access control system contractor* shall be performed by a contractor that is licensed by the classification provisions of *DBC* to perform the work as described by Section Q108.1.2:

1. The wiring and modifications necessary to connect the *access control systems* to the fire alarm system shall be performed by an *electrical signal contractor* or an electrical registration contractor.
2. The wiring and modifications necessary to connect the *access control system* to elevator control system shall be performed by a licensed elevator contractor.
3. Any work on electrical circuits that are powered by more than 48 Volt-AC/DC including the hard-wiring of power supplies for the *access control system* to the building's power system shall be performed by an electrical registration contractor.
4. The installation of conduits or raceways that are intended to contain wiring for any of the following types of circuits:
 - a. Circuits that carry more than 48 Volt- AC/DC shall be performed by an electrical registration contractor.
 - b. Circuits that are a part of the building's fire alarm system shall be performed by an *electrical signal contractor* or an electrical registration contractor.
 - c. Circuits that are a part of an elevator control system shall be performed by an elevator contractor.
5. The construction of new walls and the installation of new doors and/or door frames in new openings shall be performed by a Class A or Class B building contractor or by one of the Class D building specialty contractors licensed to perform the work.
6. The work necessary to modify fire rated doors and door frames is required to be performed by the doors' manufacture or other *approved* door fabrication shop *approved* by the agency that provides the *listing* for the door and door frames.

SECTION Q109

ACCESS CONTROL SYSTEM PERMIT REQUIREMENTS

Q109.1 Access control system permit. In order perform work on an *access control system* an access control permit shall be obtained prior to the start of work on the system. All of the provisions of Section Q109.1 shall be satisfied prior to the issuance of an *access control system* permit.

Q109.1.1 Purpose, background, and application. A specific permit application form was developed for the installation of *access control systems*. This application form was designated as an Access Control Permit. The Access Control Permit allows the installation of *access control systems* and electric door locks in existing buildings, additions, and new buildings. The Access Control Permit application is intended to provide a unique permit for *access control system* work and to simplify the permitting process for *access control systems*. Previously, multiple permit applications had to be submitted for the installation of *access control systems*. The Access Control Permit allows all of the following types of permits and their corresponding *access control system* related work to be combined into one application (all permit types may not be required for each *access control system* application):

Construction Permit – Work performed for the installation of doors or *approved* modifications to doors and door jambs.

Fire Alarm Permit – Work performed for the interconnection of the *access control system* with the fire alarm and *fire detection system*.

Electrical Permit – Work performed for the installation of the *access control system* or component that require circuits that carry more than 48 Volt-AC/DC.

Q109.1.2 Work requiring an access control permit. An *access control system* permit is required when a new *access control system* or electric locking systems are being installed or an existing system or electric lock is being modified in any new or existing building. An access control permit is also required when the *access control system* is installed outside of a building and any one of the following conditions occur:

1. The exterior *access control system* limits or affects the occupants of the building in their ability to reach the public right-of way or a required safe dispersal area as required by IBC Section 1028.5.
2. The exterior *access control system* limits or restricts the use of an accessible route into the building.
3. The exterior *access control system* is interfaced and connected with a building's fire alarm system.
4. The exterior *access control system* is interfaced and connected to a building's elevator system.

Q109.1.3 Scope of work covered by an Access Control Permit. The Access Control Permit is intended to allow all of the work to be performed, on a single permit, that is directly related to the *access control system* and that must be completed by the following licensed contractors as required by Section Q108.1.1 and Section Q108.1.2:

1. Access Control System Contractor
2. Electrical Signal Contractor
3. Electrical Registration Contractor
4. Building Contractor Class A or B
5. Building Specialty Contractor Class D (related to the installation of new door and door frames and the *approved* modification of fire rated and *labeled* door and door frames).

Although the name and license number of the elevator contractor is required to be provided on the Access Control Permit, the work related to the elevator system is not covered by the Access Control Permit. A separate elevator permit shall be obtained by a licensed elevator contractor in conjunction with the Access Control Permit when the *access control system* interfaces with the elevator system.

Q109.1.4 Issuance of an Access Control Permit. An Access Control Permit shall only be issued to a properly licensed *access control system contractor*.

Exception: The Access Control Permit may be issued to a properly registered electrical registration contractor unless the *access control system* requires any of the following types of work or cause any of the following conditions to occur:

1. Limits or restricts *mechanical free egress*.
2. Requires work to install or modify fire rated door and/or door frames.
3. Requires work to replace doors and/or door frames.

CPD will provide a permit inspection record card to the contractor upon issuance of the permit. The Access Control Permit contractor is responsible for obtaining the required signatures on this card for all work requiring inspection and approval by CPD.

Q109.1.5 Access Control Permit application requirements. All of the submittal requirements of Section Q109.1.5 shall be satisfied prior to acceptance of the Access Control Permit application by *CPD*.

Q109.1.5.1 Application procedures. The applicant for the Access Control Permit shall be the contractor that will be performing the access control work or their authorized representative. The applicant is responsible for completing the permit application on the form provided by *CPD*. A complete description of work is to be provided with the application. The names and license numbers of the other contractors that will be performing work under the Access Control Permit shall be provided on the permit application. If the *access control system* interfaces and connects with the building's elevator system, the name and license number of the elevator contractor shall be provided on the permit application for the Access Control Permit.

The permit application along with all the other submittal items required by Section Q109.1.5 shall be presented for acceptance in the manner and at the location established by *CPD*.

Q109.1.5.2 Plan submittal requirements. Two sets of drawings showing the entire scope of the work to be performed shall be submitted with the Access Control Permit application.

Q109.1.5.2.1 Responsible designer. The drawings shall be prepared under the direction and control of one of the following:

1. A licensed *access control system contractor*. The contractor shall indicate their review and acceptance of responsibility for the system's design by providing an original signature and the date of signature along with their contractor license number on each drawing sheet.
2. A licensed *access control system supervisor*. The supervisor shall indicate their review and acceptance of responsibility for the system's design by providing an original signature and the date of signature along with their contractor license number on each drawing sheet.
3. A Colorado licensed design professional. The design professional shall indicate that they are the person responsible for the design of the system by placing their State of Colorado design professional seal on each drawing sheet. The seal shall be original or computer generated. The signature and date of signature shall be original.

The name, mailing address and phone number of the person accepting responsibility for the drawings and system design shall be indicated on the plans submitted with the Access Control Permit application.

Q109.1.5.2.2 Drawing content. The plans submitted shall provide all of the following information:

1. The address of the building shall be included on the drawings along with a description of the location of the work.
2. The plans shall clearly indicate all doors that have *mechanical free egress*. If *mechanical free egress* is not being provided, as allowed by the provisions of this appendix, the plans shall clearly indicate the doors that do not provide *mechanical free egress*.
3. Floor plans, drawn to scale, showing the device locations and door swing direction in plan view(s). The location of all equipment involved shall be shown on the plan view(s). The location of exit signs and the path of egress shall be shown. The floor plans shall provide sufficient information so that the effect of the *access control system* on the means of egress from the floor can be fully evaluated.
4. A door and hardware schedule that specifies the type and size of each door and the hardware type and function being provided on each door.
5. A narrative shall be provided that describes in detail the sequence of operations for the system.
6. When the installation of the system requires the penetration of fire rated assemblies, details and/or specifications shall be provided that indicate how the fire rating of the assembly will be maintained at the penetration in accordance with Chapter 7 of the *IBC*.

7. A one-line diagram of the system design shall be provided. The diagram shall include the source of power, battery backup if provided, and interconnection with burglar alarm, fire alarm, or elevator control systems if provided. All devices in the design shall be shown on the one-line diagram. When the source of power is provided by a plug-in power supply such device shall be clearly noted on the diagram.
8. Point-to-point wiring details of all connections, including all interconnections to other building systems shall be shown. Other building systems include but are not limited to: the power distribution system, the fire alarm system, and the elevator control system.
9. Manufacturer's specification sheets for all devices that are part of the scope of work shall be provided. Specification information shall include the *approved* testing agency's file number for each device. One complete set of specification sheets should be attached to each set of plans.

Sample access control drawings are included in this Appendix that can be used as examples of how to present the required information on the submittal drawings.

Q109.1.5.3 Other submittal requirements. When fire rated door and or door frames are shop modified to accommodate the *access control system* installation, documentation shall be submitted with the permit application that indicates the modifications performed and the name of the shop that performed the modifications to the door or door frame. All modifications to fire rated door and door frame assemblies shall be performed by a shop that is *approved* by the *listing* and *labeling* agency as an *approved* fabricator.

Q109.1.5.4 Valuation of work. The applicant shall provide a statement for the valuation of the work to be performed under the *access control system* permit. The valuation of work shall be provided on the Access Control Permit application form provided by *CPD*. The valuation of work shall include the contractor's profit, cost of materials, labor and overhead.

Q109.1.5.5 Plan review fee. Once the Access Control Permit application is reviewed and determined to be complete the applicant shall be required to pay the plan review fee required by the *DBC*.

Q109.1.6 Plans review. Upon payment of the plans review fee the Access Control Permit application will be placed in the queue of the tracking system for the plans review process. The applicant will be given an application tracking number (log number). Once the plans review has been performed the applicant will be notified if the application is approved or denied. If the application is denied, the applicant will be provided with a written list of comments that describe the reasons for the denial of the application. Upon resolution of the plans review comments the application will be approved. The permit will be issued upon payment of the Access Control Permit fee and any additional plan review fee or other fee required by the *DBC*.

SECTION Q110

ACCESS CONTROL SYSTEM PERMIT INSPECTION PROCESS

Q110.1 Access control system permit inspection process. All *access control system* work shall be inspected and accepted by *CPD* prior to starting the operation of the system. All of the requirements of the Administration Section shall be satisfied prior to the final acceptance of the *access control system* work by *CPD* inspections.

Q110.1.1 Required inspections. The *access control system contractor* shall be responsible for requesting and obtaining a *CPD* inspector's approval on all required inspections. A separate rough-in inspection and a separate final inspection shall be performed for all of the following work:

1. Access control system work.

2. Electrical work greater than 48 Volt-AC/DC.
3. Fire alarm system work.
4. Elevator system work.

The final inspection for the *access control system* will not be performed until the final inspection has been approved for all of the other related work. The *access control system* shall be ready for inspection prior to requesting the final *access control system* inspection.

Q110.1.2 CPD inspector responsibility. The following *CPD* or *FPD* inspectors shall be responsible for performing the rough-in and final inspections on the *access control system* work:

1. A *CPD* electrical inspector shall perform all of the inspections required for electrical work greater than 48 Volt-AC/DC.
2. A *CPD* electrical inspector shall perform all of the inspections required for fire alarm system work.
3. A *CPD* or *FPD* elevator inspector shall perform all inspections required for the elevator system work.
4. A *CPD* construction inspector shall perform the inspections on all of the work being performed under the Access Control Permit that is not inspected by another *CPD* inspection group.

Q110.1.2.1 Inspection related duties. It will be the responsibility of the *CPD* or *FPD* inspectors to perform the following inspection related duties:

1. Verify that *labeling* has been provided on all modified fire-rated doors and frames.
2. Performing testing of the *access control system*. If testing is required to be performed by an electrical or elevator inspector, the construction inspector shall coordinate with the other inspectors to assure that the overall systems function as designed.
3. Coordinate with the *FPD* when Fire Department related issues occur during the installation of the *access control system*, the elevators, or the fire alarm system.
4. Assure that the inspections record card has been signed and approved by all of the inspection groups that have been required to inspect work on the *access control system* being installed.
5. Finalize the Access Control Permit at the completion of the final inspection process.

SECTION Q111

ACCESS CONTROL SYSTEM TESTING AND MAINTENANCE

Q111.1 Access control system testing. This appendix does not require mandatory *access control system* testing. However, it is strongly recommended that the building owner implement a periodic testing program to assure that the system and its component parts continue to operate as designed. It is further recommended that a licensed and qualified *access control system contractor* be retained to test and perform maintenance on the system at a maximum interval of twelve (12) months.

Q111.2 Access control system maintenance. All *access control systems* shall be maintained to remain in compliance with this appendix and the specific operational requirements of the system that was originally permitted. Failure to maintain the system in compliance with the requirements of this appendix and the originally *approved* system design requirements and conditions shall be cause to require the operation of the system to be suspended or removed. When the *access control system* interfaces with the buildings fire alarm and/or elevator control systems and these systems are not maintained in a fully operational condition, the operation of the *access control system* may be required to be suspended until these related systems are fully

operational.

SECTION Q112

ACCESS CONTROL – SAMPLE DRAWINGS

Q112.1 Sample drawings. The sample drawings included in this section are intended to provide general guidance and assistance in the preparation of submittal drawings that are required to be submitted by the Administration Section with the Access Control Permit application. All of the information shown on these sample drawings shall be incorporated into the drawings that are to be used to construct the system. Additional information may be required to be shown on the drawings being submitted when unusual conditions occur or when unique systems are being installed. The following sample drawings are included:

DRAWING AC1 – TITLE SHEET – Figure Q112.1 (A)

DRAWING AC2 – SEQUENCE OF OPERATION – Figure Q112.1 (B)

DRAWING AC3 – FLOOR PLAN AND DOOR SCHEDULE – Figure Q112.1 (C)

DRAWING AC4 – POINT-TO-POINT DIAGRAM – Figure Q112.1 (D)

DRAWING AC5 – ONE LINE DIAGRAM – Figure Q112.1 (E)

DRAWING AC6 – ELEVATION VIEW OF DOORS – Figure Q112.1 (F)

FIGURE Q112.1 (A) - DRAWING AC1 – TITLE SHEET

| <p style="text-align: center; font-size: 1.2em;">ACCESS CONTROL SYSTEM FOR XYZ CORPORATION</p> <p style="text-align: center;">1234 5TH ST. DENVER CO 80XXX OCCUPANCY: B2</p> <p style="text-align: center;">SYSTEM DESIGNED BY: ACME CONTROL SYSTEMS 6789 MAIN ST. DENVER, CO 80XXX 303 123-4567</p> <p>ACCESS CONTROL CONTRACTOR LICENSE # _____</p> <p>BY: _____ PRINTED NAME</p> <p>_____ SIGNATURE</p> <p style="text-align: right;">DATE _____</p> <p>INCLUDING SHEETS AC1 THROUGH AC6</p> | <table border="1" style="width: 100%; border-collapse: collapse;"> <tr> <th align="center" colspan="2">PROJECT SCOPE</th> </tr> <tr> <td colspan="2"><u>DOOR 1</u></td> </tr> <tr> <td colspan="2"> <ul style="list-style-type: none"> ▶ ADD MAGNETIC LOCK TO MAIN ENTRY. ▶ ADD CARD READER TO MAIN ENTRY. ▶ REPLACE THE EXIT HARDWARE ON MAIN ENTRY. ▶ ADD EXIT SENSOR TO MAIN ENTRY. ▶ ADD EXIT BUTTON TO MAIN ENTRY. </td> </tr> <tr> <td colspan="2"><u>DOOR 101</u></td> </tr> <tr> <td colspan="2"> <ul style="list-style-type: none"> ▶ REPLACE EXISTING HARDWARE WITH ELECTRIC HARDWARE ON OFFICE DOOR. ▶ ADD CARD READER TO OFFICE DOOR. </td> </tr> <tr> <td colspan="2">▶ CONTROL EQUIPMENT SHALL BE LOCATED INSIDE THE ELECTRICAL ROOM.</td> </tr> </table> | PROJECT SCOPE | | <u>DOOR 1</u> | | <ul style="list-style-type: none"> ▶ ADD MAGNETIC LOCK TO MAIN ENTRY. ▶ ADD CARD READER TO MAIN ENTRY. ▶ REPLACE THE EXIT HARDWARE ON MAIN ENTRY. ▶ ADD EXIT SENSOR TO MAIN ENTRY. ▶ ADD EXIT BUTTON TO MAIN ENTRY. | | <u>DOOR 101</u> | | <ul style="list-style-type: none"> ▶ REPLACE EXISTING HARDWARE WITH ELECTRIC HARDWARE ON OFFICE DOOR. ▶ ADD CARD READER TO OFFICE DOOR. | | ▶ CONTROL EQUIPMENT SHALL BE LOCATED INSIDE THE ELECTRICAL ROOM. | |
|---|--|---------------|--|---------------|--|--|--|-----------------|--|---|--|--|--|
| PROJECT SCOPE | | | | | | | | | | | | | |
| <u>DOOR 1</u> | | | | | | | | | | | | | |
| <ul style="list-style-type: none"> ▶ ADD MAGNETIC LOCK TO MAIN ENTRY. ▶ ADD CARD READER TO MAIN ENTRY. ▶ REPLACE THE EXIT HARDWARE ON MAIN ENTRY. ▶ ADD EXIT SENSOR TO MAIN ENTRY. ▶ ADD EXIT BUTTON TO MAIN ENTRY. | | | | | | | | | | | | | |
| <u>DOOR 101</u> | | | | | | | | | | | | | |
| <ul style="list-style-type: none"> ▶ REPLACE EXISTING HARDWARE WITH ELECTRIC HARDWARE ON OFFICE DOOR. ▶ ADD CARD READER TO OFFICE DOOR. | | | | | | | | | | | | | |
| ▶ CONTROL EQUIPMENT SHALL BE LOCATED INSIDE THE ELECTRICAL ROOM. | | | | | | | | | | | | | |

| | |
|--|---|
| ACME | ACME CONTROL SYSTEMS 6789 MAIN ST. DENVER, CO 80XXX 303 123-4567 |
| TITLE: XYZ CORPORATION ACCESS CONTROL SYSTEM 1234 5TH ST. DENVER CO 80XXX TELE: (303) 456-7890 | DWG# AC1 SCALE |
| DATE | BY |

FIGURE Q112.1 (A)

FIGURE Q112.1 (B) - DRAWING AC2 – SEQUENCE OF OPERATION

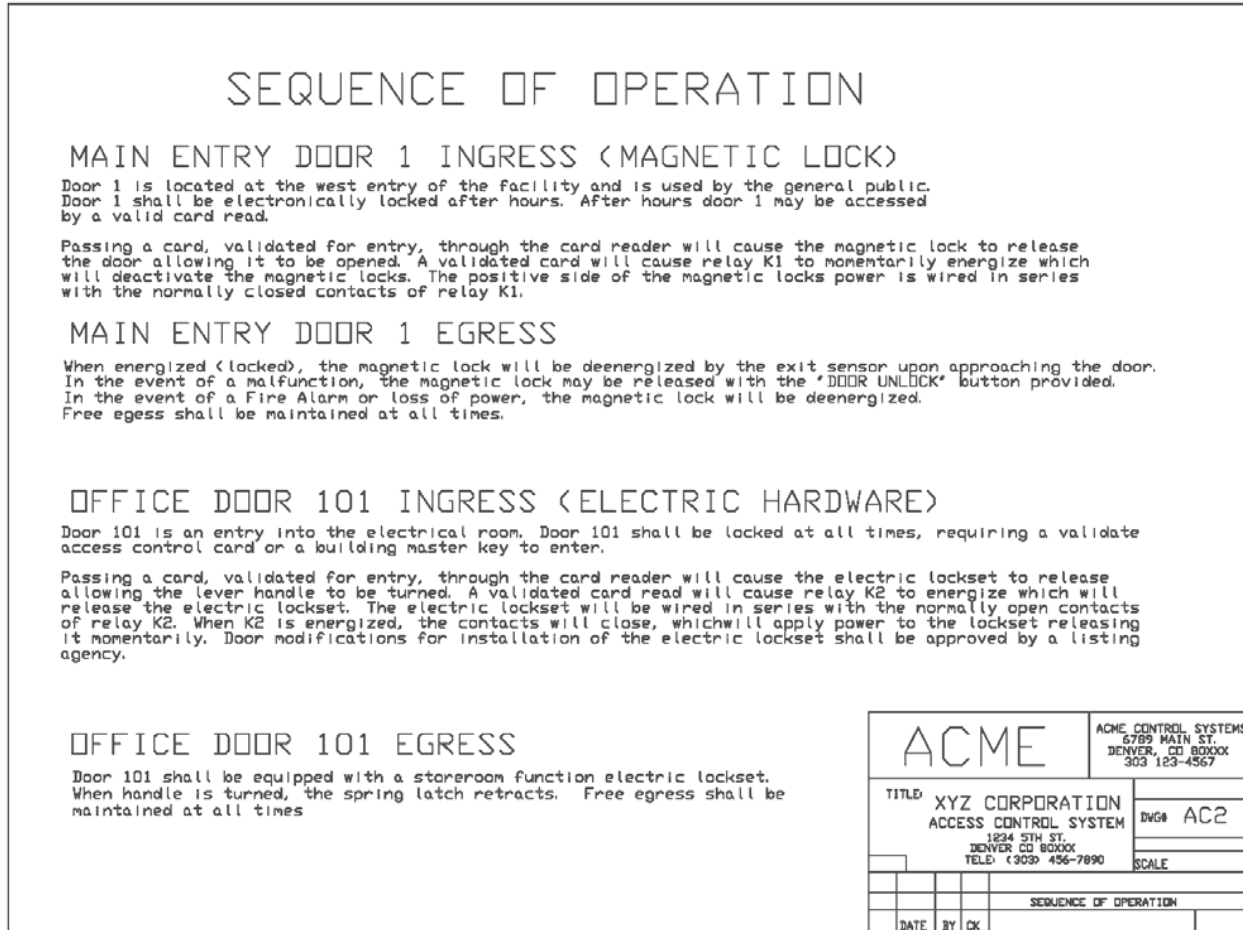


FIGURE Q112.1 (B)

FIGURE Q112.1 (C) - DRAWING AC3 – FLOOR PLAN AND DOOR SCHEDULE

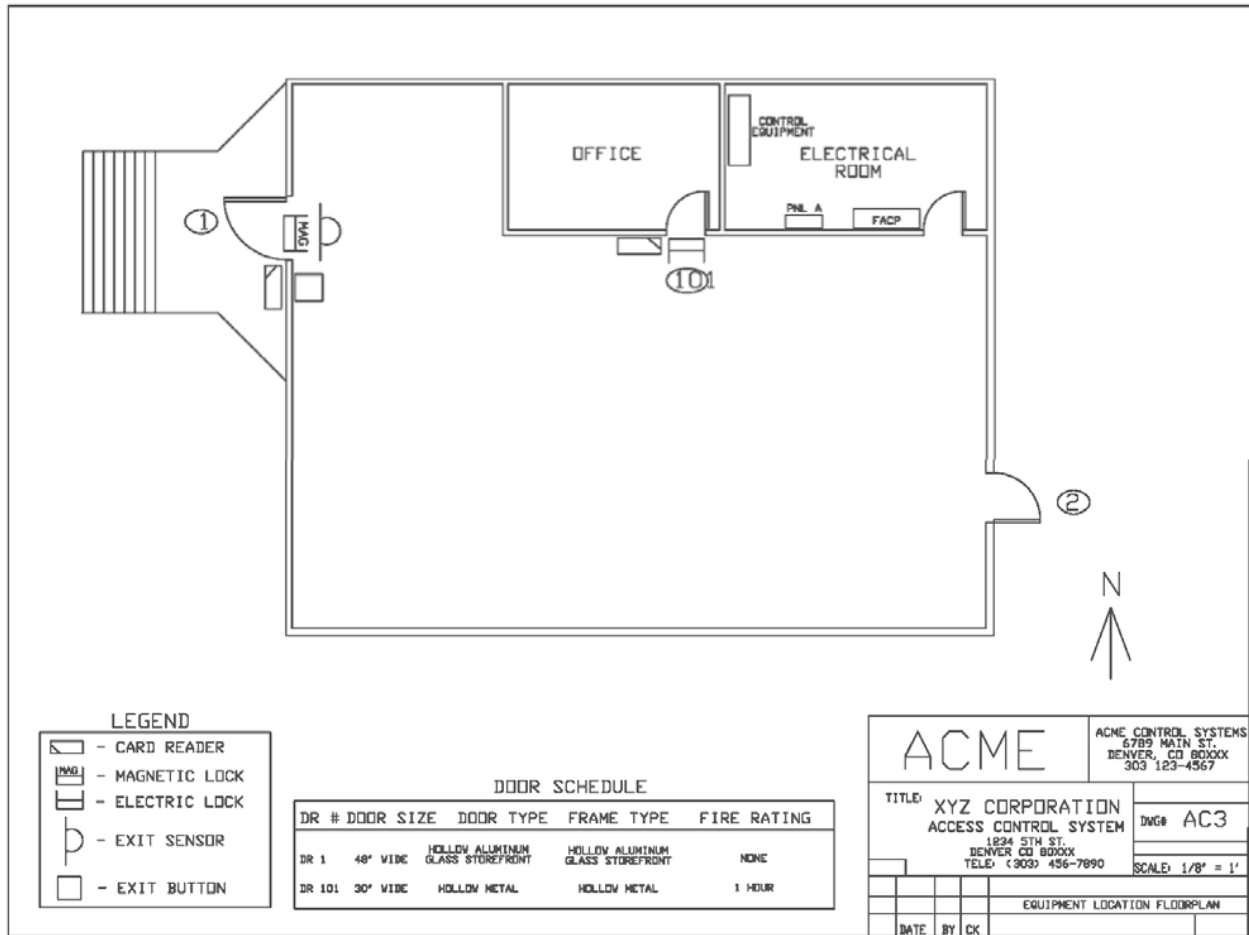


FIGURE Q112.1 (C)

FIGURE Q112.1 (D) - DRAWING AC4 – POINT-TO-POINT DIAGRAM

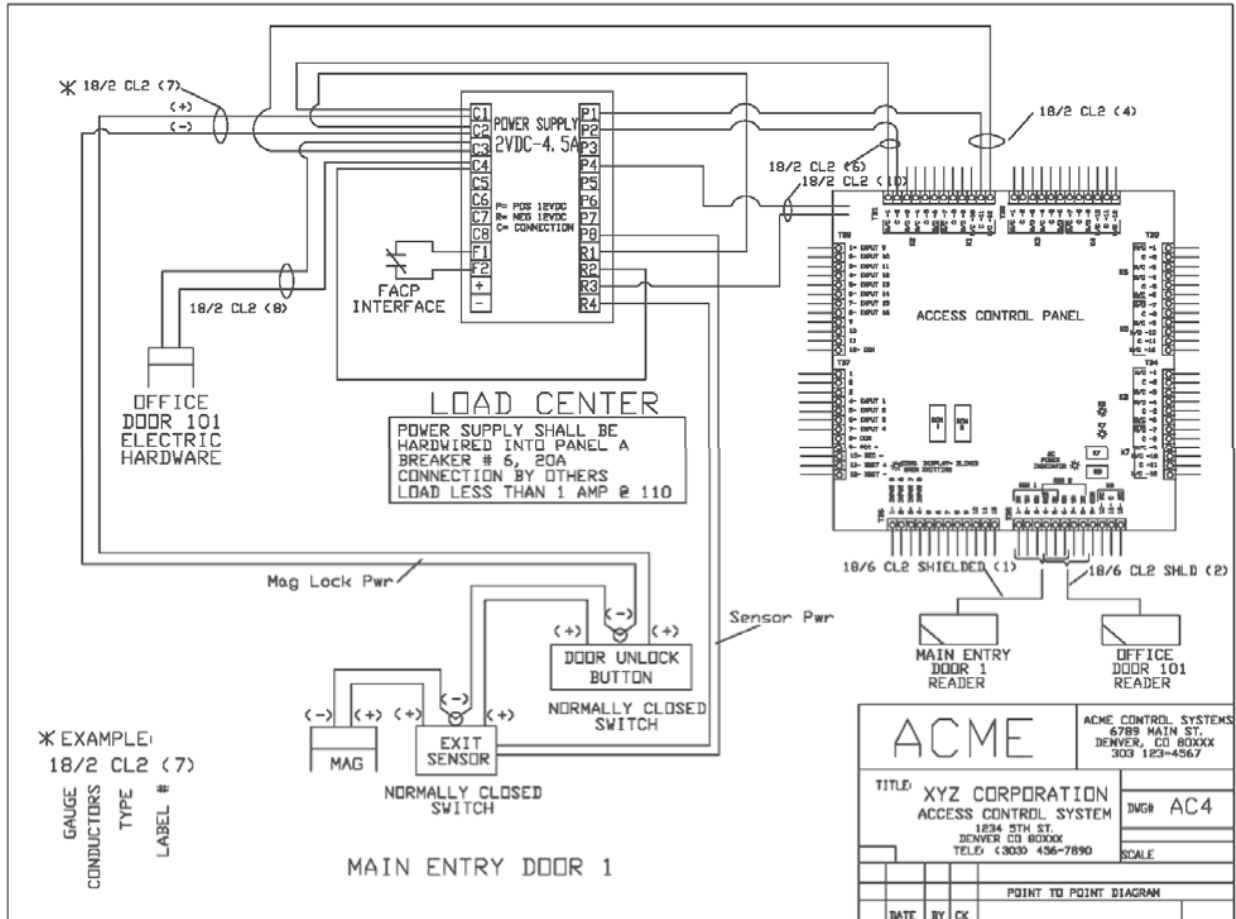


FIGURE Q112.1 (D)

FIGURE Q112.1 (E) - DRAWING AC5 – ONE LINE DIAGRAM

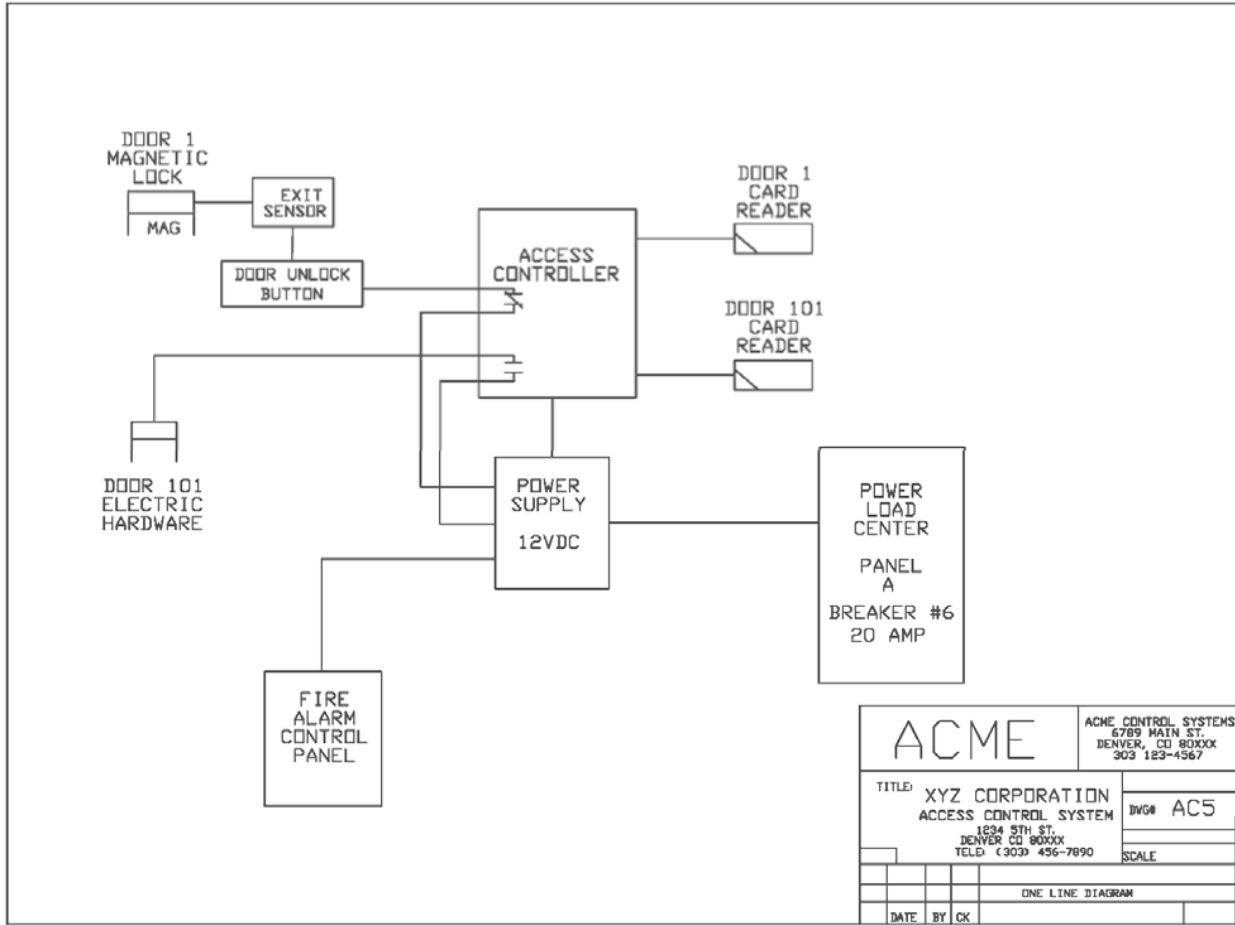


FIGURE Q112.1 (E)

FIGURE Q112.1 (F) - DRAWING AC6 – ELEVATION VIEW OF DOORS

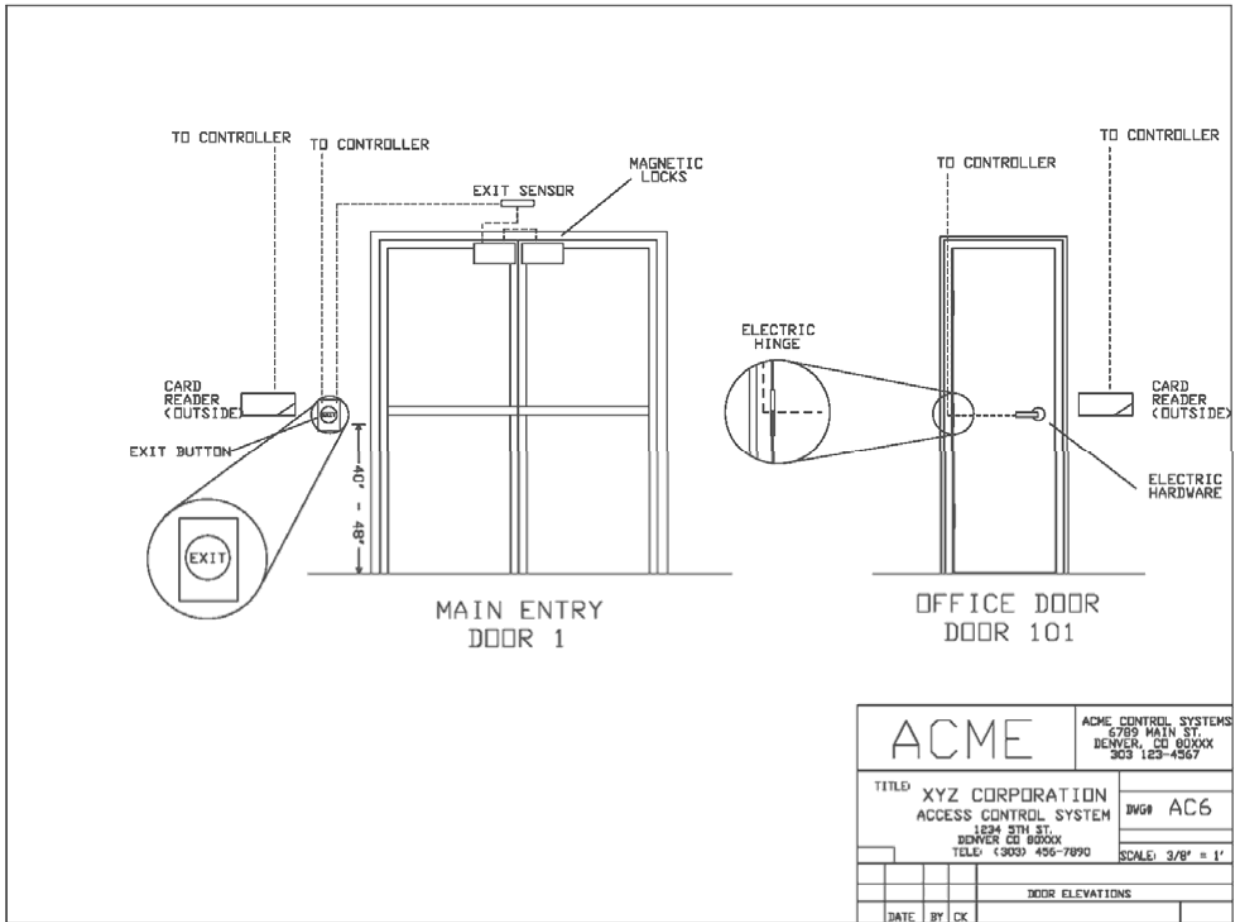


FIGURE Q112.1

Appendix R Colorado Title 9 Article 5 – standards for accessible housing is added:

**APPENDIX R
COLORADO TITLE 9 ARTICLE 5 - STANDARDS FOR ACCESSIBLE
HOUSING**

**Colorado Statute Title 9, Article 5 is reproduced in this appendix for
reference.**

**ARTICLE 5
STANDARDS FOR ACCESSIBLE
HOUSING**

Colorado Statutes: TITLE 9 SAFETY - INDUSTRIAL AND COMMERCIAL: BUILDINGS AND
EQUIPMENT: ARTICLE 5 STANDARDS FOR ACCESSIBLE HOUSING

9-5-101. Definitions.

As used in this article, unless the context otherwise requires:

1. "Accessibility point" means a unit of value exchanged for different levels of accessible dwelling types to satisfy the requirements for dwelling accessibility contained in this article.
2. "Accessible route" means an interior or exterior circulation path that complies with the provisions contained in "ANSI A117.1-1998".
3. "ANSI A117.1-1998" means the 1998 version of the "American National Standard for Buildings and Facilities Providing Accessibility and Usability for Physically Handicapped People", promulgated by the American national standards institute.
4. "Detached residence" means a one- or two-family residence that is separated from adjacent dwellings by an unobstructed physical space. A one- or two-family residence that is separated from an adjacent dwelling by a physical space of less than three feet shall not be considered a detached residence.
5. "Ground story level" means the lowest story in a dwelling unit containing habitable rooms or areas with an accessible entrance located on an accessible route that contains living, sleeping, cooking, bathing, and toilet facilities. For the purposes of this article, a basement shall not be considered the ground story level if the finished basement floor is located more than four feet below the exterior finished grade determined at any point along the exposed periphery of the dwelling unit.
6. "Project" means the total number of parcels and buildings in a development planned or constructed by the same developer, builder, or entity on one site or contiguous sites, and also includes all parcels and structures that are parts of the same planned development application or agreement. The separation of contiguous individual buildings, units, lots, tracts, or parcels of land by a property line or by a public or private road shall not create a separate project.
7. "Property" means the site, parcels of land, plats, lots, tracts, individual dwelling units, existing and proposed structures, and the built environment.
8. "Residential dwelling unit" means any portion of a building that contains living facilities, including a room or rooms in a facility that have shared cooking, bathing, toilet, or laundry facilities such as

dormitories, shelters, assisted living facilities, and boarding homes. "Residential dwelling unit" also means facilities that include provisions for sleeping, cooking, bathing, and toilet facilities for one or more persons and are used for extended stays, such as time-shares and extended-stay motels. "Residential dwelling unit" does not mean a guest room in a motel or hotel.

9. "Technically infeasible", in reference to a proposed alteration to a building or facility, means that the proposed alteration is not implemented because:
 - a. An existing structural condition or conditions make such alteration labor- or cost-prohibitive;
 - b. The building or facility is in strict compliance with minimum accessibility requirements for new construction and, due to existing physical or site constraints, such alteration would negatively impact such compliance.
10. "Type A dwelling unit" means a dwelling unit designed in accordance with the provisions of ANSI A117.1-1998, section 1002.
11. "Type A multistory dwelling unit" means a multiple story dwelling unit with a ground story level designed in accordance with the provisions of ANSI A117.1-1998, section 1002, and, if provided, accessible laundry facilities on the ground story level.
12. "Type B dwelling unit" means a dwelling unit with a ground floor level designed in accordance with the provisions of ANSI A117.1-1998, section 1003.
13. "Type B multistory dwelling unit" means a multiple-story dwelling unit with a ground story level that is designed in accordance with the provisions of ANSI A117.1-1998, section 1003, and, if provided, accessible laundry facilities on the ground story level.
14. "Type B visitable ground floor" means a multiple-story dwelling unit with an accessible entrance and toilet facility designed in accordance with the provisions of ANSI A117.1-1998, section 1003.
15. "Undue hardship" means a substantial and unusual hardship that is the direct result of unique physical site conditions such as topography or geology, or that is the direct result of other unique or special conditions encountered on a property, but that are not typically encountered in the jurisdiction in which such property is located. Constraints, complications, or difficulties that may arise by complying with these statutory standards for accessibility but that do not constitute an undue hardship shall not serve to justify the granting of an exception or variance.

9-5-102. Disabilities covered - purpose.

1. This article is intended to provide accessibility standards for residential projects designed to serve persons with nonambulatory disabilities, semiambulatory disabilities, sight disabilities, hearing disabilities, disabilities of incoordination, and aging.
2. **Design criteria.** Design criteria shall comply with the 1998 version of the "American National Standard for Buildings and Facilities Providing Accessibility and Usability for Physically Handicapped People", promulgated by the American national standard institute, commonly cited as "ANSI A117.1-1998".

9-5-103. Applicability of standards - enforcement.

1. The standards and specifications set forth in this article shall apply to all buildings and facilities used for housing that are constructed in whole or in part by the use of state, county, or municipal funds or the funds of any political subdivision of the state or that are constructed with private funds. All such buildings and facilities to be constructed from plans on which architectural drawings are started after July 1, 1975, from any one of these funds or any combination thereof shall conform to each of the standards and specifications prescribed in this article. The governmental unit responsible for the enforcement of this article shall grant exceptions to or modify any particular standard or specification when it is determined that it is impractical and would create an undue hardship. Any such exception or modification of the provisions of

this article shall be made in writing as a matter of public record. These standards and specifications shall be adhered to in those buildings and facilities that are constructed or proposed on or after April 29, 2003. This article shall apply to permanent buildings.

2. The jurisdiction with responsibility for enforcement of this article pursuant to section 9-5-104 shall designate a board of appeals to hear and resolve appeals of orders, decisions, or determinations made by the enforcing agency regarding the application and interpretation of this article.
3. Any building or facility that would have been subject to the provisions of this article but was under construction prior to July 1, 1976, shall comply with the following:
 - a. If the walls or defining boundaries of an element or space are altered, then the altered element or space shall comply with the applicable provisions of section 9-5-105, unless such alteration is technically infeasible. If full compliance with this article is technically infeasible, compliance shall be implemented up to the point of technical infeasibility. No alteration shall be undertaken that negatively impacts accessibility of a building or facility pursuant to ANSI A117.1-1998. This paragraph (a) shall not be construed to require the moving of any existing walls not otherwise planned to be moved.
 - b. Any additions to a building or facility shall be treated as new construction for the purposes of enforcement of this article.
4. The general assembly finds and declares that the standards and specifications set forth in this article are of statewide concern. Nothing in this article shall prohibit any municipality or other governmental subdivision from making and enforcing standards and specifications that are more stringent, and thus provide greater accessibility, than those set forth in this article.

9-5-104. Responsibility for enforcing standards.

1. The responsibility for enforcement of this article is as follows:
 - a. For factory-built residential structures as defined in section 24-32-3302 (10), C.R.S., the division of housing created in section 24-32-704, C.R.S.;
 - b. In a political subdivision that does not have a local building code, the division of housing created in section 24-32-704, C.R.S.;
 - c. For all other housing or in a political subdivision that has adopted a building code, by the building department, or its equivalent, of the political subdivision having jurisdiction.

9-5-105. Exemptions for certain privately funded projects.

1. Accessible dwelling units shall be provided as required in this article; except that this article does not apply to privately funded projects for the construction of a detached residence or residences or to other types of residential property containing less than seven residential units.

For the purpose of determining the number of accessibility points required pursuant to subsection (2) of this section, the accessible dwelling unit types shall have the following point values:

| Accessible dwelling unit type | Accessibility point value per dwelling unit |
|-------------------------------|---|
|-------------------------------|---|

| | |
|---------------------------------|---|
| Type A dwelling unit | 6 |
| Type A multistory dwelling unit | 5 |
| Type B dwelling unit | 4 |
| Type B multistory dwelling unit | 3 |
| Type B visitable ground floor | 1 |

2. Residential projects.

- (a) A project shall be assigned accessibility points based on the number of units contained within the project as follows:

Number of units within the Accessibility points

| project | require |
|---------|---------|
| 0-6 | 0 |
| 7-14 | 6 |
| 15-28 | 12 |
| 29-42 | 18 |
| 43-57 | 24 |
| 58-71 | 30 |
| 72-85 | 36 |
| 86-99 | 42 |
| 100-114 | 48 |
| 115-128 | 54 |
| 129-142 | 60 |
| 143-157 | 66 |
| 158-171 | 72 |
| 172-185 | 78 |
| 186-199 | 84 |

| |
|--|
| +6 additional points every 14 units or fraction thereof. |
|--|

- b. A project shall include enough accessible dwelling units to achieve at least the specified number of accessibility points required pursuant to paragraph (a) of this subsection (2). A project may use any combination of accessible dwelling unit types to comply with this section.

9-5-106. Implementation plan.

The builder of any project regulated by this article shall create an implementation plan that guarantees the timely and evenly phased delivery of the required number of accessible units. Such plan shall clearly specify the number and type of units required and the order in which they are to be completed. Such implementation plan shall be subject to approval by the entity with enforcement authority in such project's jurisdiction. The implementation plan shall not be approved if more than thirty percent of the project is intended to be completed without providing a portion of accessible units required by section 9-5-105; except that, if an undue hardship can be demonstrated, or other guarantees provided are deemed sufficient, the jurisdiction having responsibility for enforcement may grant exceptions to this requirement. The implementation plan shall be approved by the governmental unit responsible for enforcement before a building permit is issued.

Appendix S Construction of airport buildings and structures is added:

APPENDIX S

CONSTRUCTION OF AIRPORT BUILDINGS AND STRUCTURES

All Chapters and Sections of 2013 National Fire Protection Association 415 Standard on Airport Terminal Buildings, Fueling Ramp Drainage, and Loading Walkways, shall be used in their entirety except as amended below:

CHAPTER 1 ADMINISTRATION

Section 1.4 is added:

1.4 Federal Agencies. The facilities, buildings, structures or portions thereof owned, occupied and managed by an agency of the federal government are not subject to the provisions of this Code.

Section 1.5 is added:

1.5 Aircraft-Related Occupancies. Airport traffic control towers, Aircraft hangers, Residential aircraft hangers, Aircraft paint hangers, and Heliports and helistops shall comply with the requirements of 2015 International Building Code (IBC) Section 412 and 2015 International Fire Code (IFC) Chapter 20.

CHAPTER 3 DEFINITIONS

Section 3.3 General Definitions.

Amend Section 3.3 by adding the following:

3.3.7 Freight Terminal Building (Air Cargo Buildings) – A structure used for the processing and/or storage of incoming or outgoing freight and other necessary functions in connection with air freight operations. Aircraft shall not be housed, stored, loaded or unloaded, undergo service, repairs, or alterations within a freight terminal building. Freight terminal building shall comply with the Group S-1 occupancy requirements of 2015 International Building Code (IBC)

3.3.8 Aircraft Loading Walkway on Grade Level – A fully enclosed on grade walkway through which passengers move between a point in an airport terminal building and an aircraft.

CHAPTER 4 AIRPORT TERMINAL BUILDINGS

Section 4.1 General.

Section 4.1.1 is replaced with the following:

Section 4.1.1 Airport terminal buildings shall be of Type I or Type II construction as defined in IBC Chapter 6.

Section 4.1.1.1 is added as follows:

Section 4.1.1.1 Occupancy. The occupancy of the airport terminal building or portions thereof

shall be classified in accordance with the provisions of IBC Chapters 3 and 4 and shall comply with the mixed use and occupancy provisions of IBC Section 508. High-hazard Group H occupancy shall be not allowed in passenger terminal buildings.

Section 4.1.6 is added as follows:

Section 4.1.6 Permits required. All work in airport terminal buildings, aircraft loading walkways and subsurface tunnels shall be subject to construction permit requirements as directed by the Building and Fire Code Officials. This applies to both permanent and temporary construction, equipment installation, sleeping pods, kiosks and floor-mounted vending and advertising displays.

Section 4.2 Heating, Ventilating and Air-Conditioning

Section 4.2.1 is replaced as follows:

4.2.1 Heating, ventilating, and air conditioning systems shall be installed in accordance with the applicable portions of 2015 International Mechanical Code (IMC), and 2015 International Fuel Gas Code (IFGC).

Section 4.2.6 is replaced as follows:

4.2.6 Exhaust hood ventilation systems for restaurant and flight kitchens shall conform to the applicable portions of 2015 International Fire Code (IFC) Chapter 6 and IMC Chapter 5.

Section 4.2.6.1 is added as follows:

4.2.6.1 Commercial Kitchen Exhaust hoods ventilation systems for restaurant and flight kitchens shall conform to the applicable portions of IFC Chapter 6 and IMC Chapter 5.

Section 4.3 Exits

Section 4.3.1 is amended as follows:

Delete the reference to *NFPA 101, Life Safety Code* and substitute *the IBC*

Section 4.3.2 is amended as follows:

Delete the reference to *NFPA 101, Life Safety Code* and substitute *the IBC*

Section 4.5 Fire Protection.

Section 4.5.1.7 is added:

4.5.1.7 Utility tunnel and utility spaces or rooms over 1,950 ft² (181 m²) shall be classified as Ordinary Hazard Group 1 - 0.16 gpm/ft² (0.61 liters/min). Dry Systems shall be provided where required.

Section 4.5.1.8 is added:

4.5.1.8 Baggage handling equipment tunnels over 1,950 ft² (181 m²) shall be classified as Ordinary Hazard Group 2 - 0.19gpm/ft² (0.72 liters/min). Dry Systems shall be provided where required.

Section 4.5.1.9 is added:

4.5.1.9 Sprinkler protection for new or modified electrical rooms shall comply with IFCA 903.3.10.

Section 4.5.1.10 is added:

4.5.1.10 New and modified communication and data rooms shall be provided with automatic sprinkler protection unless the provisions of IFC 903.3.1.1.1 as amended apply.

Section 4.5.2 is replaced with the following:

4.5.2 Fire Alarm systems. Fire alarm and smoke detection shall be provided as follows:

I. Airport terminal buildings:

1. Smoke detection shall be spaced not to exceed $2,500 \text{ ft}^2$. (232 m^2) per detector with roof/ceilings over 25 ft (7.6 m) above an occupied floor.
2. Manual pull station shall be provided at required exits and each zone shall be annunciated individually or by zone as approved. There shall be 200 linear ft (61 m) maximum between pull stations within public airport terminal and concourse areas. Location of manual pull stations throughout all other areas shall comply with NFPA 72.
3. Smoke detection shall be provided as follows:
 - In each electrical, transformer, telephone equipment or similar room, elevator machine rooms, and in all elevator lobbies.
 - In the outlet of fans used for pressurization of stairways, hoistways and refuge areas. Activation of these smoke detectors shall cause a supervisory signal, not an alarm signal at the building annunciator panel.
 - At the top of pressurized stairwells and in elevator hoistways where required by this code. These devices shall initiate an alarm condition and illuminate the respective indicator at the graphic annunciator. This alarm condition shall not initiate occupant notification or the smoke control system.
 - Smoke detectors shall be installed in supply air systems with a design capacity greater than 2,000 cfm ($0.9 \text{ m}^3/\text{s}$), in the supply air duct or plenum downstream of any fan. Activation of shall cause supervisory signal.
 - In the main return air and exhaust air plenum of each air-handling system having a capacity greater than 2,000 cfm ($0.9 \text{ m}^3/\text{s}$) in accordance with International Mechanical Code (IMC) Section 606.2.1. Where multiple air-handling systems share common supply or return air ducts or plenums with a combined capacity greater than 2,000 cfm ($0.9 \text{ m}^3/\text{s}$), smoke detectors shall be provided in accordance with IMC Section 606.2.2. Detectors shall be listed for the air velocity in which they are installed. Activation of duct detectors shall cause supervisory signal.

Exception: Smoke detectors are not required for automatic shut-off of evaporative coolers or units that supply un-tempered 100% outside air.

II. Tenant Spaces and similar rooms adjoining Airport Terminal Building(s):

1. On the tenant side at each opening into the airport terminal building and at each exit from the tenant space. For openings larger than 30 linear ft (9.1 m), an additional detector shall be provided for each 30 linear ft (9.1 m) or fraction thereof.
2. Electrical equipment rooms that are equipped with fire sprinklers shall be equipped with a smoke detector(s); rooms without fire sprinkler protection the room shall be equipped with smoke and heat detector(s).
3. Manual pull stations shall be required at all kitchen exits.

Section 4.5.2.1 is replaced with the following:

4.5.2.1 Fire alarm system central station monitoring shall be provided by an approved radio communicator transmitting directly to DFD dispatch.

Section 4.5.2.2 is replaced with the following:

4.5.2.2 Fire alarm system signal annunciation shall be by a computer-based graphic display. All existing and new Airport Terminal Building fire alarm devices shall be integrated into the system. Annunciation of all building fire alarm, trouble and supervisory signals shall be displayed at the computer graphic displays and all fire alarm control units. Local annunciators shall also be provided for pre-action and clean agent extinguishing systems in accordance IFCA Section 907.

Section 4.5.2.3 is replaced with the following:

4.5.2.3 New Airport Terminal Building(s) shall be provided with an emergency voice/alarm communication system fully integrated into the complex-wide Emergency Communication System (ECS), incorporating audible, visual and textual notification appliances including; flight, gate, baggage and multi-use information displays (FID's, GID's and BID's, MUFID's), other large format displays and video displays exceeding 60" (25.4mm) measured diagonally. DIA CATV and tenant audio systems shall be shunted upon activation of the emergency communication system.

Section 4.5.2.3.1 is added:

4.5.2.3.1 The emergency voice alarm evacuation message alert tone shall be a slow whoop or as approved by the fire code official. The evacuation message shall be manually initiated from the FCC.

Section 4.5.2.4 is added:

4.5.2.4 The public areas of Airport Terminal Buildings shall be provided with pre-signal fire alarm notification functionality in accordance with NFPA 72.

Section 4.5.2.5 is added:

4.5.2.5 A firefighter radio communication system shall be provided in accordance with IFCA Section 510 or shall be integrated into the existing DIA Public Safety Communications Network. Two-way wired communication shall also be provided by fixed handsets. Handsets for the Terminal building shall be located at; the FCC's on Terminal level 6, Terminal fire pump rooms, and the Life Safety Maintenance room on level 3. Any handset shall permit communication with all other handsets in the building simultaneously. New Airport Terminal Buildings shall have 2-way wired communication between the FCC and fire pump room(s) as approved.

Section 4.6 smoke control for airport terminal buildings is added:

4.6 SMOKE CONTROL FOR AIRPORT TERMINAL BUILDINGS

4.6.1 Requirements. A smoke control system shall be provided to serve airport terminal buildings. Smoke exhaust locations shall be configured in order to prevent accumulation of smoke in any area of the airport terminal building. The smoke control system shall be activated in accordance with Section 4.6.6. Where a space or corridor exceeds 20 ft (6.10m) in length and is connected to an atrium or airport terminal area that has separate smoke control zones, provide supply air to the space or corridor at the farthest location from the point of connection to the atrium or airport terminal area. Tenant spaces less than 5,000 ft² (465m²) and open to the Airport Terminal Building shall be incorporated into the Airport Terminal Building smoke control exhaust operating sequence. Smoke control systems shall comply with Sections 4.6.1 through 4.6.7.

Exceptions:

1. Ramp service and nonpublic ramp level tenant areas of airport terminal building.
2. Unenclosed bag handling tenant areas of airport terminal building.
3. Permanently fixed aircraft loading walkways when separated by one-hour rated assemblies.

4.6.2 Design criteria. The smoke control equipment for the airport terminal building shall be independent of that serving tenant spaces of 5,000 ft²(465 m²) or more. The airport terminal building smoke removal system shall provide at least four air changes per hour or 20,000 cfm (9.4 m³/s) from each smoke zone minimum.

4.6.3 Tenant Spaces and similar rooms adjoining the Passenger terminal: All continuous tenant spaces adjoining the airport terminal building which exceed 5,000 ft² (465m²) shall be a separate smoke control zone per Section 4.6.1.

4.6.4 Airport Terminal Building Elevators and Stairs. Pressurized exit stairs, elevator hoistways and exit passageways are required unless otherwise approved by the Building Department and Fire Department. Refer to IFCA Section 909 for requirements and design criteria.

Exception:

1. Elevators and enclosed stairways from the transitway station.
2. Pressurized stairs, elevators and exit passageways shall not be required in existing airport terminal buildings and addition to existing airport terminal building where this system does not presently exist.

4.6.5 Airport Terminal Building Baggage Tunnel. The smoke control exhaust system shall be sized to provide a minimum of 4 air changes per hour.

4.6.6 System Initiation. Airport Terminal Building smoke control shall be initiated when any automatic device (e.g. suppression water flow or automatic detection), activates within a smoke zone. Manual activation of smoke control equipment is required from any FCC fire alarm system workstation.

Exceptions:

1. Activation of any two (2) consecutive automatic devices in the same smoke zone (e.g. suppression water flow or automatic detection), shall be required to initiate the smoke control sequence for the following: Terminal Levels 5 and 6 and normally occupied public areas of Concourse Level 2. Operation of a manual pull station shall function as a verification device to initiate the smoke control sequence for the smoke zone containing the initial automatic device in alarm.
2. Manual activation from the FCC workstations shall be the only means permitted to initiate the smoke control sequence for the Terminal Great Hall, Baggage Terminal and AGTS Tunnel.

4.6.7 Adjacent Zones. Where multiple smoke control zones for the airport terminal building are provided either by the zone area requirements of this Section or by system design, only the smoke exhaust system for the zone in alarm shall be activated. Smoke exhaust systems for adjacent airport terminal building zones shall not activate.

Section 4.7 Delayed Egress for Airport Terminal Buildings is added:

SECTION 4.7 DELAYED EGRESS FOR AIRPORT TERMINAL BUILDINGS

4.7.1 Requirements. Where Airport Terminal Buildings are provided with delayed egress systems, these systems shall be designed and installed in accordance with this Section and the airport's Design Standards and policies as approved by the Building and Fire code officials.

4.7.2 Delayed egress. Delayed egress shall be permitted to restrict access from an airport terminal building to the Restricted Areas of the airport.

4.7.2.1 Delayed egress sequence of operation. The fire alarm system shall interface with all delayed egress systems and unlock these doors based on an approved sequence of operation. All doors shall be capable of being unlocked manually at the FCC fire alarm system workstation.

4.7.2.2 Delayed egress lock power. All delayed egress locks shall release upon loss of power.

4.7.2.3 Delayed egress lock release. The delayed egress locks shall initiate the irreversible unlocking process after the releasing device has been activated for 3 seconds. Once the unlocking process is initiated, the delayed egress lock shall release in 15 seconds.

4.7.2.4 Delayed egress lock relocking. Relocking of the doors shall be permitted to be performed through a centralized system after the fire alarm system has been reset.

4.7.2.5 Delayed egress lock signage. All doors provided with delayed egress locks shall have approved signage providing door opening instructions.

4.7.2.6 Delayed egress lock emergency lighting. All new doors provided with delayed egress locks shall be provided with emergency lighting.

4.7.2.7 Delayed egress lock listing. Components for the delayed egress lock shall be listed as a complete assembly.

Section 4.8 Emergency Power is added:

SECTION 4.8 EMERGENCY POWER

4.8.1 Emergency Power. Airport Terminal Buildings shall be provided with an emergency power source. Emergency power shall be provided by dual utility services or other approved means complying with NFPA 70, (NEC) Article 700 and the International Fire Code as amended. Conditions of utility service availability and system power transfer shall be monitored by the fire alarm system.

4.8.2 The following equipment shall be provided with emergency power:

1. Mechanical equipment for smoke control.
2. Emergency egress and exit lighting.
3. Emergency elevator power.
4. Fire alarm and detection systems.
5. Fire pump/jockey pump.
6. Emergency communication systems.

CHAPTER 6

AIRCRAFT LOADING WALKWAYS

Section 6.1 Design Basics

Section 6.1.3 is added as follows:

6.1.3 Aircraft Loading Walkways on Grade Level. Permanently fixed aircraft loading walkways on grade level shall be of Type I or II-A construction as defined in IBC Chapter 6. All exterior doors shall have opening protection with a fire protection rating of not less than ¾ hour. Doors shall be self-closing and shall swing outward. Entrance doors between walkways and the airport terminal building shall swing into the airport terminal and be equipped with automatic closure and panic hardware.

Section 6.1.4 Other Aircraft Loading Walkways is added as follows:

6.1.4 Other Aircraft Loading Walkways. Both fixed and moveable aircraft loading walkways shall be constructed in accordance with NFPA 415 Section 6.2 and in compliance with FAA Circular AC 150/5220-12C. Structural loading shall comply with IBC Chapter 16. All walkways shall be provided with a permanently affixed placard certifying compliance with NFPA 415. Requirements of this amendment Section 6.2.1 through 6.2.3 shall not apply.

Section 6.2 Requirements for All Aircraft Loading Walkways

Section 6.2.1 is amended as follows:

Delete the reference to *NFPA 101, Life Safety Code* and substitute Class A as defined in Section 803.1.1 of the International Building Code.

Section 6.2.2 is amended as follows:

Delete the reference to *NFPA 101, Life Safety Code* and substitute Interior textile finish of walls and ceilings in walkways shall be limited as specified in Sections 803.5 and 803.6 of the International Building Code.

Section 6.2.3 is amended as follows:

Delete the reference to *NFPA 101, Life Safety Code* and substitute Class I as defined in Section 804 of the International Building Code.

Section 6.2.10 is amended as follows:

Delete the reference to *NFPA 101, Life Safety Code* and substitute the amended International Building Code.

Section 6.2.12 is added as follows:

Section 6.2.12 Sprinkler System. Permanently fixed aircraft loading walkways greater than 20 ft (6.10 m) in length or at grade level shall be provided with an automatic sprinkler system in accordance with NFPA 415, 4.5.1.3.

Add Chapter 7 Subsurface Tunnels as follows:

CHAPTER 7

SUBSURFACE TUNNELS

Section 7.1 General. All subsurface tunnels shall comply with the provisions of this section.

Section 7.2 Sprinkler System Design Occupancy Classifications. Baggage Tunnels (Ordinary Hazard Group 2) and Utility Tunnels (Ordinary Hazard Group I) shall be sprinklered throughout. Train Service Tunnels (Ordinary Hazard Group 2) shall be sprinklered at the transit stations as approved by the Building Department and Fire Department.

Section 7.3 Smoke Removal System. A smoke removal system shall be provided per Section 4.6.5.

Section 7.4 Life Safety System. All life safety systems shall be provided with emergency power. Utility and baggage tunnels shall be provided with visible (strobes) and textual visible notification appliances for emergency alarm and ECS integration where applicable. Device locations shall be as approved by the fire code official.

Section 7.5 Exits. A walkway with a minimum 74-inch width (1.9 m) [2 exit path widths of 22 inches (56 cm) each, plus 12 inches (30 cm) wall clearance, and an 18-inch (46 cm) platform edge clearance] shall be provided within all people-mover transit tunnels. Exit doors into adjacent protected tunnels shall be provided at a maximum spacing of 200 ft (61 m) and shall be monitored by the airport operations center.

Exception: The walkway width and exit door spacing may be modified based upon an exit study submitted by the Design Professional and approved by the Building Department and Fire Department.

Section 7.6 Separation. A minimum 2-hour fire-resistance-rated IBC Section 707 fire barrier shall be provided between tunnels.

Section 7.7 Transit Station Separation. The transitway shall be separated from the transit station by minimum two-hour fire-resistance-rated noncombustible walls with 1½-hour fire-resistance-rated doors. Windows within these walls shall be approved 1½-hour fire-resistance-rated windows.

Exception: Fire-resistance-rated window openings of ¾-hour may be used when the window assembly is protected with approved directional sprinkler heads 6'-0" o.c. (1.83 m) both sides of glass.

Section 7.8 Transit Systems Construction Guide. Fixed Guideway Transit Systems NFPA 130 shall be used as a construction guide unless specifically covered by this Code.

Section 7.9 Transitway Tunnel. The transitway tunnel shall be used exclusively for the movement of passengers between stations.

Appendix T 2015 International Swimming Pool and Spa Code Section 305 is added, the remaining sections of the 2015 International Swimming Pool and Spa Code is added as a guideline only:

APPENDIX T

2015 International Swimming Pool and Spa Code Section 305

SECTION 305

BARRIER REQUIREMENTS

305.1 General.

The provisions of this section shall apply to the design of barriers for pools and spas. These design controls are intended to provide protection against the potential drowning and near drowning by restricting access to such pools or spas. These requirements provide an integrated level of protection against potential drowning through the use of physical barriers and warning devices.

Exceptions:

1. Spas and hot tubs with a lockable *safety cover* that complies with ASTM F 1346.
2. Swimming pools with a powered *safety cover* that complies with ASTM F 1346.

305.2 Outdoor swimming pools and spas.

Outdoor pools and spas and indoor swimming pools shall be surrounded by a barrier that complies with Sections 305.2.1 through 305.7.

305.2.1 Barrier height and clearances.

Barrier heights and clearances shall be in accordance with all of the following:

1. The top of the barrier shall be not less than 48 inches (1219 mm) above grade where measured on the side of the barrier that faces away from the pool or spa. Such height shall exist around the entire perimeter of the barrier and for a distance of 3 feet (914 mm) measured horizontally from the outside of the required barrier.
2. The vertical clearance between grade and the bottom of the barrier shall not exceed 2 inches (51 mm) for grade surfaces that are not solid, such as grass or gravel, where measured on the side of the barrier that faces away from the pool or spa.
3. The vertical clearance between a surface below the barrier to a solid surface, such as concrete, and the bottom of the required barrier shall not exceed 4 inches (102 mm) where measured on the side of the required barrier that faces away from the pool or spa.

4. Where the top of the pool or spa structure is above grade, the barrier shall be installed on grade or shall be mounted on top of the pool or spa structure. Where the barrier is mounted on the top of the pool or spa, the vertical clearance between the top of the pool or spa and the bottom of the barrier shall not exceed 4 inches (102 mm).

305.2.2 Openings.

Openings in the barrier shall not allow passage of a 4-inch-diameter (102 mm) sphere.

305.2.3 Solid barrier surfaces.

Solid barriers that do not have openings shall not contain indentations or protrusions that form handholds and footholds, except for normal construction tolerances and tooled masonry joints.

305.2.4 Mesh fence as a barrier.

Mesh fences, other than chain link fences in accordance with Section 305.2.7, shall be installed in accordance with the manufacturer's instructions and shall comply with the following:

1. The bottom of the mesh fence shall be not more than 1 inch (25 mm) above the deck or installed surface or grade.
2. The maximum vertical clearance from the bottom of the mesh fence and the solid surface shall not permit the fence to be lifted more than 4 inches (102 mm) from grade or decking.
3. The fence shall be designed and constructed so that it does not allow passage of a 4-inch (102mm) sphere under any mesh panel. The maximum vertical clearance from the bottom of the mesh fence and the solid surface shall not be more than 4 inches (102 mm) from grade or decking.
4. An attachment device shall attach each barrier section at a height not lower than 45 inches (1143 mm) above grade. Common attachment devices include, but are not limited to, devices that provide the security equal to or greater than that of a hook-and-eyetype latch incorporating a spring-actuated retaining lever such as a safety gate hook.
5. Where a hinged gate is used with a mesh fence, the gate shall comply with Section 305.3.
6. Patio deck sleeves such as vertical post receptacles that are placed inside the patio surface shall be of a nonconductive material.
7. Mesh fences shall not be installed on top of onground *residential* pools.

305.2.5 Closely spaced horizontal members.

Where the barrier is composed of horizontal and vertical members and the distance between the tops of the horizontal members is less than 45 inches (1143 mm), the horizontal members shall be located on the pool or spa side of the fence. Spacing between vertical members shall not exceed 1¾ inches (44 mm) in width. Where there are decorative cutouts within vertical members, spacing within the cutouts shall not exceed 1¾ inches (44 mm) in width.

305.2.6 Widely spaced horizontal members.

Where the barrier is composed of horizontal and vertical members and the distance between the tops of the horizontal members is 45 inches (1143 mm) or more, spacing between vertical members shall not exceed 4 inches

(102 mm). Where there are decorative cutouts within vertical members, the interior width of the cutouts shall not exceed 1¾ inches (44 mm).

305.2.7 Chain link dimensions.

The maximum opening formed by a chain link fence shall be not more than 1¾ inches (44 mm). Where the fence is provided with slats fastened at the top and bottom which reduce the openings, such openings shall be not more than 1¾ inches (44 mm).

305.2.8 Diagonal members.

Where the barrier is composed of diagonal members, the maximum opening formed by the diagonal members shall be not more than 1¾ inches (44 mm). The angle of diagonal members shall be not greater than 45 degrees (0.79 rad) from vertical.

305.2.9 Clear zone.

There shall be a clear zone of not less than 36 inches (914 mm) between the exterior of the barrier and any permanent structures or equipment such as pumps, filters and heaters than can be used to climb the barrier.

305.2.10 Poolside barrier setbacks.

The pool or spa side of the required barrier shall be not less than 20 inches (508 mm) from the water's edge.

305.3 Gates.

Access gates shall comply with the requirements of Sections 305.3.1 through 305.3.3 and shall be equipped to accommodate a locking device. Pedestrian access gates shall open outward away from the pool or spa, shall be self-closing and shall have a self-latching device.

305.3.1 Utility or service gates.

Gates not intended for pedestrian use, such as utility or service gates, shall remain locked when not in use.

305.3.2 Double or multiple gates.

Double gates or multiple gates shall have at least one leaf secured in place and the adjacent leaf shall be secured with a self-latching device. The gate and barrier shall not have openings larger than ½ inch (12.7 mm) within 18 inches (457 mm) of the latch release mechanism. The self-latching device shall comply with the requirements of Section 305.3.3.

305.3.3 Latches.

Where the release mechanism of the self-latching device is located less than 54 inches (1372 mm) from grade, the release mechanism shall be located on the pool or spa side of the gate not less than 3 inches (76 mm) below the top of the gate, and the gate and barrier shall not have openings greater than ½ inch (12.7 mm) within 18 inches (457 mm) of the release mechanism.

305.4 Structure wall as a barrier.

Where a wall of a dwelling or structure serves as part of the barrier and where doors or windows provide direct access to the pool or spa through that wall, one of the following shall be required:

1. Operable windows having a sill height of less than 48 inches (1219 mm) above the indoor finished floor and doors shall have an alarm that produces an audible warning when the window, door or their screens

are opened. The alarm shall be *listed* and *labeled* as a water hazard entrance alarm in accordance with UL 2017. In dwellings or structures not required to be Accessible units, Type A units or Type B units, the operable parts of the alarm deactivation switches shall be located 54 inches (1372 mm) or more above the finished floor. In dwellings or structures required to be Accessible units, Type A units or Type B units, the operable parts of the alarm deactivation switches shall be located not greater than 54 inches (1372 mm) and not less than 48 inches (1219 mm) above the finished floor.

2. A *safety cover* that is *listed* and *labeled* in accordance with ASTM F 1346 is installed for the pools and spas.
3. An *approved* means of protection, such as self-closing doors with self-latching devices, is provided. Such means of protection shall provide a degree of protection that is not less than the protection afforded by Item 1 or 2.

305.5 Onground residential pool structure as a barrier.

An onground *residential* pool wall structure or a barrier mounted on top of an onground *residential* pool wall structure shall serve as a barrier where all of the following conditions are present:

1. Where only the pool wall serves as the barrier, the bottom of the wall is on grade, the top of the wall is not less than 48 inches (1219 mm) above grade for the entire perimeter of the pool, the wall complies with the requirements of Section 305.2 and the pool manufacturer allows the wall to serve as a barrier.
2. Where a barrier is mounted on top of the pool wall, the top of the barrier is not less than 48 inches (1219 mm) above grade for the entire perimeter of the pool, and the wall and the barrier on top of the wall comply with the requirements of Section 305.2.
3. Ladders or steps used as means of access to the pool are capable of being secured, locked or removed to prevent access except where the ladder or steps are surrounded by a barrier that meets the requirements of Section 305.
4. Openings created by the securing, locking or removal of ladders and steps do not allow the passage of a 4-inch (102 mm) diameter sphere.
5. Barriers that are mounted on top of onground *residential* pool walls are installed in accordance with the pool manufacturer's instructions.

305.6 Natural barriers.

In the case where the pool or spa area abuts the edge of a lake or other natural body of water, public access is not permitted or allowed along the shoreline, and required barriers extend to and beyond the water's edge not less than 18 inches (457 mm), a barrier is not required between the natural body of water shoreline and the pool or spa.

305.7 Natural topography.

Natural topography that prevents direct access to the pool or spa area shall include but not be limited to mountains and natural rock formations. A natural barrier approved by the governing body shall be acceptable provided that the degree of protection is not less than the protection afforded by the requirements of Sections 305.2 through 305.5.

**2016 AMENDMENTS TO THE 2015
EDITION OF THE INTERNATIONAL
FIRE CODE
AND APPENDICES AS PUBLISHED
BY INTERNATIONAL CODE
COUNCIL (ICC)**

CHAPTER 1

SCOPE AND ADMINISTRATION

SECTION 101

SCOPE AND GENERAL REQUIREMENTS

Sections 101.1 Title 101.2 Scope and 101.3 Intent are replaced as follows:

101.1 Title. The title of this code is and may be cited and referred to as the Fire Code, the Denver Fire Code, or the Fire Code of the City and County of Denver. It may be referred to herein as “this code” or “the code,” in both upper and lower case. The terms “Denver” and “City” are understood to mean the City and County of Denver.

101.2 Scope. This code establishes regulations affecting or relating to structures, processes, premises, and safeguards including, but not limited to:

1. Inspection of permanent and temporary buildings, processes, equipment, systems, and other fire- and safety-related situations, at intervals established by the fire code official but not to exceed once every 12 months.
2. Investigation of fires, explosions, hazardous materials incidents, and other related emergency events; the fire department shall be responsible for fire/explosion cause determination and subsequent investigation;
3. Recovery of City costs related to emergency response incidents, including the mitigation of hazardous materials incidents; nuisance alarms; problematic systems; fire safety inspections; systems testing; re-inspections; re-testing; investigations; emergency fire watch assigned to private properties, etc.
4. Storage, use, processing, handling, production and transportation of hazardous materials;
5. Storage, use, processing, handling, production and transportation of flammable and combustible gases, liquids, and solids;
6. Interior finish, decorations, furnishings, and other combustibles that contribute to fire spread, fire load, and smoke production in all occupancies;
7. Hazards from interior fires in trash, excessive storage of combustibles, production of chemical material, and other materials that pose an exposure hazard to adjacent property in all occupancies including single family residences;
8. Hazards from outside fires in vegetation, trash, storage, vehicles, combustible and flammable materials, building debris, fencing, and other materials;
9. Regulation and control including assignment of fire watch personnel, of special events including, but not limited to, assemblage of people, exhibits, trade shows, amusement parks, haunted houses, outdoor events, livestock events, large sporting events, and other similar special temporary and permanent occupancies;
10. Existing occupancies and conditions,
11. Maintenance and testing of all fire- and life-safety systems;
12. Access and water supply requirements for Fire Department operations;
13. Review of design plans and construction documents including drawings, calculations and specifications for the design and construction of new buildings, and alterations, additions and repairs of existing buildings;

14. Review of design plans and construction documents including drawings, calculations and specifications for the installation, alteration, addition and repair of life- and fire-safety systems, equipment, features, components, devices and apparatus including but not limited to fire protection systems, Fire Department access, water supply, flammable and combustible materials, storage, production and use of hazardous materials, commercial processes.
15. Fire and life safety education of fire brigades, employees, responsible parties, and the general public including the review and approval of emergency procedures for all occupancies and evaluation of fire drills;
16. Control of emergency operations and scenes;
17. Conditions affecting firefighter safety.
18. Licensing certification of firms/designers/installers/inspectors/testers of life safety systems equipment referenced in this code and standards and property managers, etc., responsible for the safety of others.
19. Review of design plans, construction documents and shop/layout drawings for the installation, alteration, modification and repair of conveyances.
20. Inspection of conveyances.
21. Review of design plans, construction documents and process systems for the growing, retail and medical sales, extraction, enrichment and infusing of marijuana and by-products.
22. Inspection of facilities used for the growing, retail and medical sales, extraction, enrichment and infusing of marijuana.

The provisions of this code shall supplement any and all laws relating to fire- and life-safety and shall apply equally to all of the following without restriction: persons, firms, corporations, the government of the United States of America, the government of the State of Colorado, the government of the City and County of Denver, and all agencies, subdivisions, and departments thereof. The provisions of this Code shall apply to existing conditions as well as to conditions arising after the adoption of the Code.

101.2.1 Appendices. Provisions in the appendices shall apply as noted by the Appendix Adoption Status.

101.3 Intent. The purpose of this code is to establish the minimum requirements, consistent with nationally recognized good practice, for providing a reasonable level of occupant and pedestrian fire- and life-safety and property protection from the hazards of fire, explosion, production, use, and handling of dangerous and hazardous materials, substances, and devices, or dangerous conditions in new and existing buildings, structures, and premises, and to provide safety to firefighters and emergency responders during emergency operations.

SECTION 102

APPLICABILITY

Section 102.5 Application of residential code is amended by adding an exception as follows:

Exception: Section 102.5 shall not apply to the following:

- a. Interior or exterior renovations constructed under the provisions of the *International Residential Code* to existing detached one- or two-family dwellings;
- b. Additions constructed under the provisions of the *International Residential Code* to existing detached one- or two-family dwellings; or
- c. Demolition or removal of a one- or two-family dwelling and replacement with a single new one- or two-family dwelling constructed under the provisions of the *International Residential Code*; however,

this Exception c does not apply to construction of a new structure permitted for use as an accessory dwelling unit.

Sections 102.7 Referenced codes and standards and 102.8 Subjects not regulated by this code are replaced as follows:

102.7 Referenced codes and standards. Additional details regarding processes, methods, specifications, equipment testing and maintenance, or other pertinent criteria contained in these standards and codes listed in Chapter 80 of this Code shall be considered a part of this Code. Volumes 1 through 18 of the National Fire Codes are standards to this code. Additionally, all references to the “*International Electrical Code*,” and “ICC Electrical Code,” shall be changed to “NFPA 70, *National Electrical Code* (NEC).”

Exception: National Fire Protection Association standards identified in Chapter 80 Referenced Standards as recommendations.

102.8 Subjects not regulated by this code. Where no applicable codes, standards, or requirements are set forth in this Code or contained within other laws, codes, regulations, ordinances, or bylaws adopted by the City and County of Denver Fire Department, compliance with the applicable codes and standards of the National Fire Protection Association (NFPA) or other nationally recognized and approved standards shall be deemed as prima facie evidence of compliance with the intent of this code. Nothing herein shall derogate from the authority of the City and County of Denver Fire Department to determine compliance with codes or standards for those activities or installations within the Denver Fire Department’s jurisdiction or responsibility.

SECTION 103

DEPARTMENT OF FIRE PREVENTION

Sections 103.1.1 Division of Fire Prevention and Investigation Division and 103.1.2 Rules and regulations are replaced as follows:

103.1.1 Division of Fire Prevention. The Fire Prevention Division is established within the Fire Department of the City and County of Denver’s Department of Safety under the direction of the Division Chief of Fire Prevention. This position is and may be referred to as the “Fire Code Official,” “Fire Official,” and “Fire Marshal,” in both upper and lower case. This code shall be administrated and enforced by the Fire Code Official.

103.1.2 Rules and regulations. The Fire Official shall have the full power to adopt, in reference to this Code, any rules, restrictions, or measures that may be advisable.

Section 103.3 Deputies is replaced:

103.3 Deputies. In accordance with the prescribed procedures of the City and County of Denver’s Department of Safety and with the concurrence of the Chief, the Fire Code Official shall have the authority to appoint a Deputy Fire Code Official, Chief Fire Protection Engineer, Fire Protection Engineers, other related technical officers, fire inspectors, fire investigators, and employees. Their duties shall be those outlined by the Fire Code Official.

SECTION 104

GENERAL AUTHORITY AND RESPONSIBILITIES

Section 104.1.1 Authority is added:

104.1.1 Authority. The Fire Prevention Division is authorized to inspect land, buildings, structures, utilities, installations, equipment, devices, legal and illegal processes, and materials for fire, explosion, and other emergency hazards, releases of hazardous materials, false alarms, any unsafe conditions that relate to the protection of the public and/or property and other emergencies. The Division is also authorized to issue permits, inspect, and enforce compliance regarding elevators and similar devices, escalators, moving walks, automated people movers (APM, also known as AGTS) according to State of Colorado Conveyance Regulations (7 Code of Colorado Regulation 1101-8), the Denver Fire Code and Section 1109 and Chapter 30 of the Denver Building Code at a minimum. The

Division shall have the authority to investigate fire protection and other life safety systems that are disabled or not functioning. The Division shall also have the authority on behalf of the Department of Safety to control the use, location, and transportation of flammable or combustible liquids or acids (in a chemical or physical state) or hazardous materials; the issuance of permits; the issuance of notices, orders, or Denver County Court summonses for the correction or immediate abatement of hazardous situations; the enforcement of this code and other laws, ordinances, rules, and regulations, which are within the perspective of this Code and standards set forth in Chapter 80.

Section 104.3 Right of entry is replaced as follows:

104.3 Right of entry. Whenever it is necessary to make an inspection to enforce the provisions of this code, or whenever the fire code official has reasonable suspicion to believe there exists in a building or upon any premises, any vehicle, or any vessel, any conditions or violations of this code that make the premises, vehicle, or vessel unsafe, dangerous, or hazardous, the fire code official shall have the authority to enter the building, vehicle, or vessel to conduct an inspection and, if necessary, an investigation, taking photographs of unsafe, dangerous, or hazardous conditions or for investigative or fire investigation purposes or the pursuance of any other emergency, or to perform the duties upon the Fire Code Official by this code. If such building, premises, or vehicle is occupied, the Fire Code Official shall present credentials to the occupant and request entry. If such building, premises, or vehicle is unoccupied, the fire code official shall first make a reasonable effort to locate the owner or other person having charge or control of the building or premises and request entry. If entry is refused, the fire code official has recourse to every remedy provided by law to secure entry.

Sections 104.3.2 Interference with enforcement and 104.3.3 Power to protect property are replaced:

104.3.2 Interference with enforcement. Persons shall not interfere or cause conditions that would interfere with the fire code official carrying out any duties or functions prescribed by this code.

104.3.3 Power to protect property. The fire code official shall have power to cause the removal of any property when necessary to preserve such property from fire, explosion, or other emergency; to prevent the spreading of fire; or to protect adjoining property. No person shall be entitled to remove any property in the possession of the fire code official saved from any fire until proof of ownership thereof is furnished.

Section 104.4.1 Impersonation is replaced:

104.4.1 Impersonation. Persons shall not use a badge, uniform, or other credentials to impersonate a fire code official - prevention, engineering or investigation.

Section 104.6.2.1 Frequency of inspections is replaced:

104.6.2.1 Frequency of inspections. Fire safety inspections for the specific property/operation shall be required at intervals established by the fire code official but not to exceed once every 12 months.

Section 104.6.3 Fire records is replaced:

104.6.3 Fire records. The Fire Department shall keep a record of all fires, explosions, and other emergencies occurring within its jurisdiction and of facts concerning the same, including reports (including investigation reports), photographs, videos, and statistics as to the extent of such fires and the damage or injury caused thereby, together with other information as required by the fire code official. All records related to a property shall be maintained for the life of the property. All other records shall be maintained for no less than seven (7) years.

Section 104.6.3.1 Fire loss information is replaced:

104.6.3.1 Fire loss information. It shall be the responsibility of any person suffering a fire, explosion, building collapse, or other emergency resulting in injury(s) to persons and/or property loss within the City and County of Denver to report the incident and to provide the Division in writing with the dollar value of the resulting loss within ten (10) days of the loss. If insured, the person may provide the name

and address of the insurance company, in which case the insurance company shall supply the final loss figures to the Division.

Section 104.7.2 Technical assistance is replaced in its entirety with the following:

104.7.2 Technical assistance. To determine the adequacy and permissibility of existing and proposed assemblies, facilities, materials, occupancies, processes, products, systems, and technologies attending the design, operation or use of a building, structure, premises, or appurtenances situated thereon, subject to review or inspection by the *fire code official*, the *fire code official* is authorized to require the *owner* or *owner's* authorized agent to provide without charge to the jurisdiction, any or all of the following technical assistance and a meaningful report including recommendations: analyses, calculations, drawings, experiments, inspections, interpretations, observations, opinions, reviews, research, and tests. Technical assistance shall be provided and the report prepared by a qualified expert preapproved by the *fire code official*. The *fire code official* is authorized to require the report to be prepared by, and bear the stamp of, a registered design professional.

Section 104.7.2.1 Final determination is replaced:

104.7.2.1 Final determination. The fire code official shall make the final determination as to whether the provisions of this code have been met.

Sections 104.8.1 Application for modification and 104.8.2 Compliance with code are replaced:

104.8.1 Application for modification. The fire code official is authorized to modify any of the provisions of this code upon application in writing by the owner where there are practical difficulties in carrying out the provisions of the Code, provided the intent of the code shall be complied with, public safety secured, and substantial justice done.

104.8.2 Compliance with code. Buildings with equivalency, alternative, or modification approved by the building code official and fire code official shall be considered conforming to the code.

Sections 104.9.3 Fire protection features and 104.9.4 Building Code are replaced:

104.9.3 Fire protection features. Each application for an alternate fire protection feature shall be filed with the fire code official and shall be accomplished by such evidence, letters, statements, test results, or other supporting information as required to justify the request. The fire code official shall keep a record of actions on such applications, and a signed copy of the fire code official's decision shall be provided for the applicant.

104.9.4 Building Code. Whenever the alternate material or method involves matters regulated by the Fire Code and Building Code, approvals are also subject to approval of the building code official.

Sections 104.10 Fire investigations and 104.10.1 Release of hazardous materials are replaced:

104.10 Fire investigations. The Division is authorized to investigate without delay the cause, origin, and circumstances of each and every fire or explosion or intent to commit such an act occurring within the City and County of Denver involving the loss of life or injury to a person or destruction or damage to property and, if it appears to the fire investigators that such fire or explosion is of suspicious origin, the investigators are authorized to take immediate charge of all physical evidence relating to the intent or cause of the fire and are authorized to pursue the investigation to its conclusion.

104.10.1 Release of hazardous materials. The fire code official is authorized to investigate the cause, origin, and circumstances of unauthorized releases of hazardous materials. The fire code official is authorized to recover from the responsible party(s) all costs incurred by the City for mitigation, rendering the release harmless to people or property, including personnel and equipment, securing the incident scene, removal of materials released and cleanup.

Section 104.10.1 Assistance from other agencies is deleted.

Sections 104.10.2 Authorization of Denver Police Department, 104.10.3 Limiting access, and 104.10.4 Interference with enforcement are replaced:

104.10.2 Authorization of Denver Police Department. The Denver Police Department is authorized to assist the Fire Department in any investigation when requested to do so by the Manager of Safety, the Fire Chief, or the fire code official.

104.10.3 Limiting access. The Fire Department shall have the authority to limit access to buildings, property, vehicles, vessels, or other similar conveyances by any vehicle, vessel, or person during an investigation.

104.10.4 Interference with enforcement. Persons shall not interfere, nor cause conditions that would interfere with, the fire investigator carrying out any duties or functions, including arrest of suspects, prescribed by this Code.

Section 104.11.1.1 Scene barrier is replaced:

104.11.1.1 Scene barrier. The incident commander in charge of an emergency scene shall have the authority to establish barriers to control access in the vicinity of such emergency and to place, or cause to be placed, ropes, guards, barricades, or other obstructions across any public or private street or alley, to delineate an emergency scene barrier(s). No person, except as authorized by the incident commander in charge of the emergency, shall be permitted to cross barriers established in accordance with Sections 104.11.1 and this section. Whenever the emergency incident involves private property, the owner of said property shall be responsible for all costs related to placement, rental and use of barricades; all costs incurred by the City for mitigation, rendering the scene harmless to people or property, and removal of equipment and materials and cleanup.

Section 104.11.3.1 Resetting or silencing of alarms is replaced:

104.11.3.1 Resetting or silencing of alarms. No person shall reset or silence a system unless by direction of the fire chief, fire code official or fire department official in charge of the incident.

Section 104.11.4 Emergency power to demolish buildings and 104.11.5 Cost recovery are replaced:

104.11.4 Emergency power to demolish buildings. When a fire is in progress, the fire code official, or the officer in charge of the fire, may order any building that is in close proximity to such fire to be torn down, blown up, or otherwise disposed of for the purpose of checking the conflagration. The property owner shall be responsible for all costs related to all operations.

104.11.5 Cost recovery. The property owner shall be responsible for all costs related to placement, rental and use of barricades.

Section 104.12 Unsafe buildings, structures or utilities is added:

104.12.1 Notice and Abatement. If, after inspection by the Department, the building, structure or utility is determined to be unsafe by the Fire Code Official, it shall be abated by repair, replacement, removal or demolition upon notice by the Fire Code Official. If the building or structure has common property line walls, then the Fire Code Official shall notify the adjacent building owners that their building may be unsafe and may require repair or reinforcement.

104.12.2 Buildings or Structures. In the case of an unsafe building or structure, the Fire Code Official may order such building or structure, or any buildings or structures placed in jeopardy by the unsafe building or structure, vacated immediately. When necessary to protect life, property, health and public welfare, the Fire Code Official may cause to have posted signs which shall prohibit entry into an unsafe building or structure. However, with permission of the Fire Code Official, it shall be lawful to enter the unsafe building or structure

for the purpose of effecting any required repairs, rehabilitation or demolition; or by members of the Fire Department. The signs shall be provided and attached to the building or structure by the Department and shall read, in addition to other information, “UNSAFE -- DO NOT ENTER.”

104.12.3 Utilities. In the case of an unsafe utility, the Fire Code Official shall cause to be affixed an approved warning tag on the unit declared to be unsafe. The Fire Code Official shall order the unsafe utility disconnected or its use discontinued until the unsafe condition is abated. In addition, the Fire Code Official may order any building, structure or utility which is placed in jeopardy by the unsafe utility to be vacated and/or disconnected, and these shall not be reoccupied or reconnected until declared safe by the Fire Code Official. It shall be unlawful for anyone to mark any unsafe utility, as herein defined, with any type markings or tags declaring them to be unsafe, except as authorized by the Fire Code Official.

104.12.4 Demolition or Securing by the City. If the owner and/or occupant of an unsafe building, structure or utility fails to perform the repairs, rehabilitation, securing or removal required by an order within the time specified therein or any extension of time to comply with said order, the Fire Code Official may, as set forth in this Section, cause the demolition or securing of the unsafe building or structure.

104.12.5 Emergency Demolition or Securing. In the event an emergency should occur wherein the continued use or existence of a building, structure or utility may constitute an immediate hazard to life, health, property or public welfare, the Fire Code Official may order and/or cause the building, structure or utility to be demolished, removed, disconnected, secured or barricaded at once by any means available to the Agency. When feasible, the Fire Code Official shall attempt to give notice, by any means, to the owner of the building, structure or utility prior to taking any action. Cost and expense of demolition, removal, securing or barricading, if borne by the City, shall be recovered as provided for in this Section.

SECTION 105

PERMITS

Section 105.1 General is replaced:

105.1 General. The fire code official shall be authorized to establish and issue permits, certificates, notices, approvals, or orders pertaining to fire and hazard control and fire and explosion hazards wherever indicated by this Code. A permit issued under the provisions of this Code shall continue until revoked or for such a period of time designated therein at the time of issuance. Such permit shall not be transferable, and any change in use, occupancy, operation, or ownership shall require a new permit. Permits for activities requiring evidence of financial responsibility by the jurisdiction shall not be issued unless proof of required financial responsibility is furnished. Any attempt to misrepresent or otherwise deliberately or knowingly design; install; service; maintain; operate; sell; represent for sale; falsify records, reports, or applications; or act in any related activity in violation of the requirements prescribed by this Code shall be a violation of this Code. Such violations shall be cause for immediate suspension or revocation of any related licenses, certificates, or permits issued by the fire code official. In addition, any such violation shall be subject to any other criminal or civil penalties as available by the laws of this jurisdiction. An inspection is required prior to the issuance of a permit. Any person who engages in any business, operation, or occupation, or uses any premises, after the permit issued therefore has been suspended or revoked pursuant to the provisions of this Code, and before such suspended permit has been reinstated or a new permit has been issued, shall be in violation of this Code.

Section 105.1.7 Other required permits is added as follows:

105.1.7 Other required permits. The requirements for permits from other City agencies shall not waive the requirement for permits required by this Code. Where a permit is required by other City agencies, such permit shall be obtained prior to or simultaneous with the issuance of a permit required by this Code.

Section 105.6 Required operational permits is added:

105.6 Required permits. The fire code official is authorized to issue permits for the operations set forth in Sections 105.6.1 through 105.6.160:

105.6.1 Abandoned buildings. A permit is required for abandoned and/or vacant buildings. (See IFC Section 311.)

105.6.2 Aerosol products. A permit is required to manufacture, store or handle an aggregate quantity of Level 1, Level 2 or Level 3 aerosol products of 300 pounds (136 kg) or more net weight.

105.6.3 Air compressor. A permit is required for building smoke management and fire protection systems certificate of fitness in accordance with ASME Code.

105.6.4 Aircraft hangar. A permit is required per bay or square footage per NFPA 409.

105.6.5 Aircraft refueling vehicles. A permit is required for each aircraft refueling vehicle.

105.6.6 Ammunition. A permit is required to store and handle ammunition, large arms and small arms.

105.6.6.1 Large arms

105.6.6.2 Small arms

105.6.7 Amusement buildings. A permit is required to operate a special amusement building.

105.6.8 Appliances fueled by waste petroleum products. A permit is required to operate appliances fueled by waste petroleum products.

105.6.9 Asbestos removal. A permit is required for the removal of asbestos (for each building or portion thereof).

105.6.10 Asphalt kettles (other than roofing operations). A permit is required to transport and operate an asphalt kettle.

105.6.11 Asphalt recycling. A permit is required for all forms of asphalt recycling.

105.6.12 Automobile wrecking yard. A permit is required for the operation of an automobile wrecking yard.

105.6.13 Aviation facilities. A permit is required to use a Group H or Group S occupancy for aircraft servicing or repair and aircraft fuel servicing vehicles. Additional permits required by other sections of this code include, but are not limited to, hot work, hazardous materials, and flammable or combustible products.

105.6.14 Battery charging. A permit is required to charge batteries on or off powered-industrial trucks and similar equipment having an electrolyte capacity of 10 gallons or more.

105.6.14.1 Battery charging – indoor. A permit is required for indoor charging of batteries having an electrolyte capacity of 10 gallons or more.

105.6.15 Battery systems. A permit is required for stationary storage battery systems having an electrolyte capacity of 10 gallons or more.

105.6.16 Blank cartridges. A permit is required prior to the purchase of blank pyrotechnic cartridges. No dealer shall sell blank cartridges except upon presentation of an authorized permit.

105.6.17 Bonfires / Rubbish fires. A permit is required for bonfires and rubbish fires.

105.6.18 Bowling alley refinishing. A permit is required to refinish bowling alleys.

105.6.19 Building emergency communication system. A permit is required to test the emergency communication system.

105.6.20 Building fire alarm system. A permit is required to test the fire alarm system.

- 105.6.21 Building fire protection system.** A permit is required to test the fire protection system.
- 105.6.22 Building fire standpipe system.** A permit is required to test the fire standpipe system.
- 105.6.23 Building property manager certification.** A permit is required to obtain training and certification for building property managers.
- 105.6.24 Burning in public places / Open burning.** A permit is required for the kindling or maintaining of an open fire or a fire on any public street, alley, road, or other public or private ground. Instructions and stipulations of the permit shall be adhered to.

Exception: Recreational fires when a fire ban has not been instituted.

105.6.25 Candles and open flames in assembly areas. A permit is required to use open flames or candles in connection with assembly areas, dining areas of restaurants or drinking establishments.

105.6.26 Canopies. A permit is required to erect a canopy having an area as follows:

105.6.26.1 Canopies having an area of 300 square feet or more but less than 500 square feet.

105.6.26.2 Canopies having an areas of 500 square feet or more.

105.6.27 Carbon dioxide (CO₂).

105.6.27.1 Carbon dioxide (CO₂) systems used in beverage dispensing applications. A permit is required for the use of carbon dioxide (CO₂) systems with more than 100 pounds (45.4 kg) of carbon dioxide or any system using any amount of carbon dioxide (CO₂) below grade used in beverage dispensing applications.

105.6.27.2 Carbon dioxide (CO₂) gas enrichment systems using on-site supply tanks and/or cylinders in plant growing (husbandry) applications. A permit is required for carbon dioxide enrichment systems with more than 100 pounds (45.4 kg) of carbon dioxide or any system using any amount of carbon dioxide (CO₂) below grade used in plant growing (husbandry) applications.

105.6.27.3 Carbon dioxide (CO₂) gas enrichment systems using a natural gas burner in plant growing (husbandry) applications. A permit is required for natural gas burners that are utilized to generate carbon dioxide (CO₂) in plant growing (husbandry) applications.

105.6.28 Carbon monoxide alarms and carbon monoxide detectors. A permit is required for the installation, relocation or removal of carbon monoxide alarms and detectors required under provisions of Section 915.

105.6.29 Carnivals and fairs. A permit is required to conduct a carnival or fair. The event coordinator shall be responsible for obtaining a permit which can be issued for a single event or annually; vendors shall be responsible for individual permits for booths.

105.6.30 Cellular/wireless signal repeater sites. A permit is required to install and maintain cellular/wireless signal repeater sites.

105.6.31 Cellulose nitrate. A permit is required to store, handle, use, or display cellulose nitrate.

105.6.32 Cellulose nitrate film. A permit is required to store, handle, use, or display cellulose nitrate film.

105.6.33 Certification – Construction fire safety officer. Includes point-of-contact relative to permits.

105.6.34 Chili roaster. A permit is required to operate a chili roaster as follows:

105.6.34.1 LPG fuel permit

105.6.35 Combustible fibers. A permit is required for the storage and handling of combustible fibers in quantities of 100 cubic feet (2.8 m³) or more.

Exception: A permit is not required for agricultural storage.

105.6.36 Combustible material storage. A permit is required to store in any building or upon any premises 2,500 cubic feet (71 m³) or more gross volume of combustible empty packing cases, boxes, barrels or similar containers, rubber tires, rubber, cork or similar combustible material.

105.6.37 Commercial rubbish. A permit is required to operate a rubbish or recycling handling facility.

105.6.38 Compressed gases (not LPG). A permit is required for the storage, use or handling at normal temperature and pressure (NTP) of compressed and liquefied gases in quantities equal or greater than the amounts listed in Table 105.6.38.

Exception: Vehicles equipped for and using compressed gas as a fuel for propelling the vehicle.

**TABLE 105.6.38
PERMIT AMOUNTS FOR COMPRESSED AND LIQUIFIED GASES ^a**

| Type of Gas | Gaseous (cubic feet at NTP) | Liquified (lbs) |
|------------------------------|--------------------------------|--------------------|
| Biohazard | Any Amount | Any Amount |
| Carcinogen | 200 | 37 |
| Corrosive | 200 | 37 |
| Flammable | 200 | 37 |
| Highly Toxic | Any Amount | Any Amount |
| Inert | 6,000 | 1,100 |
| Irritant | 200 | 37 |
| Other Health Hazard | 650 | 120 |
| Oxidizing (including oxygen) | 504 | 50 |
| Pyrophoric | Any Amount | Any Amount |
| Sensitizer | 200 | 37 |
| Simple Asphyxiant | 6,000 | 1,100 |
| Toxic | Any Amount | Any Amount |
| Unstable (Reactive) | Any Amount | Any Amount |

| | Not Sealed (microcurie) | Sealed (millicurie) |
|-------------|----------------------------|------------------------|
| Radioactive | Any Amount | Any Amount |

For SI: 1 cubic foot = 0.02832m³

a. See Table 105.6.42 for cryogenic fluids, and Section 105.6.87 and Chapter 61 for liquefied petroleum gases (LPG)

105.6.39 Compressed natural gas (CNG). A permit is required to operate a compressed natural gas tank.

105.6.40 Conveyances. Annual operating permits are required for all conveyances regulated in accordance with ASME A17.1. See Section 919.

Exception: dumbwaiters and material lifts.

105.6.41 Covered mall buildings. A permit is required for:

1. The placement of retail fixtures and displays, concession equipment, displays of highly combustible goods and similar items in the mall.

2. The display of liquid- or gas-fired equipment in the mall.
3. The use of open-flame or flame-producing equipment in the mall.

105.6.42 Cryogenic fluids. A permit is required to produce, store, transport on site, use, handle or dispense cryogenic fluids in quantities equal to or greater than the amounts listed in Table 105.6. 42.

**TABLE 105.6.42
PERMIT AMOUNTS FOR CRYOGENIC FLUIDS**

| Type of Cryogenic Fluid | Inside Building (gallons) | Outside Building (gallons) |
|---|------------------------------|-------------------------------|
| Flammable | More than 1 | 60 |
| Inert | 60 | 500 |
| Oxidizing (includes oxygen) | 10 | 50 |
| Physical or health hazard not indicated above | Any Amount | Any Amount |

105.6.43 Demolition by explosives. A permit is required for the use of any explosive device for demolition operations.

105.6.44 Distilleries. A permit is required for an alcohol beverage production facility (ABPF) to produce, bottle, rectify, or process a beverage spirit with an alcohol-by-volume (ABV) content greater than 16 percent including areas for fermentation, distillation, bulk storage, blending, packaging, and accessory uses.

105.6.45 Dry cleaning plants. A permit is required to engage in the business of dry cleaning or to change to a more hazardous cleaning solvent used in existing dry cleaning equipment.

105.6.46 Dust-producing operations. A permit is required for all dust-producing operations. This permit does not include woodworking.

105.6.47 Emergency responder radio enhancement coverage system (RES). A permit is required for the annual and five-year testing of the system.

105.6.47.1 RES repair and maintenance. A permit is required for repair and maintenance of the emergency responder radio enhancement coverage system (RES).

105.6.48 Equipment testing. A permit is required to test equipment as follows:

105.6.48.1 Fire alarm systems. Smoke detector, horn/strobe, etc. Annual permit does not include overtime costs.

105.6.48.2 Fire protection systems. Sprinkler head, flow switch, etc. Annual permit does not include overtime costs.

105.6.48.3 Smoke management systems. Annual permit does not include overtime costs.

105.6.48.4 Standpipe systems. Annual permit does not include overtime costs.

105.6.49 Exhibits and trade shows. A permit is required to operate exhibits and trade shows.

105.6.50 Explosives/blasting agents. A permit is required for the manufacture, storage, handling, sale or use of any quantity of explosives, explosive materials, fireworks or pyrotechnic special effects within the scope of Chapter 56.

Exception: Storage in Group R-3 occupancies of smokeless propellant, black powder and small arms primers for personal use, not for resale and in accordance with Section 5606.

105.6.51 Failure to obtain a permit. A temporary permit is required when a required permit has not been obtained. The fee for this temporary permit shall be double the cost of the required permit.

105.6.52 File search. A fee is required for the following file searches:

105.6.52.1 Fire Prevention/Hazardous materials

105.6.52.2 Amendment packet

105.6.52.3 Fire investigation records including videotapes

105.6.52.4 Property records

105.6.52.5 Inspection and permit records

105.6.53 Fire alarm signal delay equipment. A permit is required to install and maintain fire alarm signal delay equipment integrated with the FACP.

105.6.54 Fire department fire alarm radio transmitter (wireless Denver Fire Department communicator). A permit is required to install and maintain fire department fire alarm radio equipment for monitoring fire and burglar alarms.

105.6.55 Fire hydrants and valves. A permit is required to maintain a private fire hydrant system. This applies to existing systems only. New private fire hydrant systems are prohibited.

105.6.56 Fire protection system maintenance. A permit is required to perform maintenance on a private fire hydrant system.

105.6.57 Fire pumps and related equipment. A permit is required to inspect and test fire pumps and related equipment.

105.6.58 Fire watch. A permit is required whenever a fire watch is mandated.

105.6.59 Fireworks/pyrotechnics. A permit is required for all professional pyrotechnic programs.

105.6.60 Flammable or combustible liquids. A permit is required:

1. To use or operate a pipeline for the transportation within facilities of flammable or combustible liquids. This requirement shall not apply to the off-site transportation in pipelines regulated by the Department of Transportation (DOT) nor does it apply to piping systems.
2. To store, handle or use Class I liquids of 30 gallons (114 L) or more in a building or of 60 gallons (228.6 L) or more outside of a building, except that a permit is not required for the following:
 - 2.1. The storage or use of Class I liquids in the fuel tank of a motor vehicle, aircraft, motorboat, mobile power plant or mobile heating plant, unless such storage, in the opinion of the code official, would cause an unsafe condition.
 - 2.2. The storage or use of paints, oils, varnishes or similar flammable mixtures when such liquids are stored for maintenance, painting or similar purposes for a period of not more than 30 days.
3. To store, handle or use Class II or IIIA liquids of 60 gallons (228.6 L) or more in a building or of 120 gallons (457.1 L) or more outside a building, except for fuel oil used in connection with oil-burning equipment.
 - 3.1 To store, handle or use Class IIIB liquids of 1,000 gallons or more in a building or outside a building.
4. To remove Class I or Class II liquids from an underground storage tank used for fueling motor vehicles by any means other than the approved, stationary on-site pumps normally used for dispensing purposes.

5. To operate tank vehicles, equipment, tanks, plants, terminals, wells, fuel-dispensing stations, refineries, distilleries and similar facilities where flammable and combustible liquids are produced, processed, transported, stored, dispensed or used.
6. To place temporarily out of service (for more than 90 days) an underground, protected above-ground or above-ground flammable or combustible liquid tank.
7. To change the type of contents stored in a flammable or combustible liquid tank to a material which poses a greater hazard than that for which the tank was designed and constructed.
8. To manufacture, process, blend or refine flammable or combustible liquids.
9. To engage in the dispensing of liquid fuels into the fuel tanks of motor vehicles at commercial, industrial, governmental or manufacturing establishments.
10. To utilize a site for the dispensing of liquid fuels from tank vehicles into the fuel tanks of motor vehicles at commercial, industrial, governmental or manufacturing establishments.
11. A site plan shall be submitted showing the following: distances from all buildings, property lines, utility poles, power lines, railroad tracks, etc. A Hazardous Materials Inventory Statement (HMIS) may be required upon request.

105.6.61 Floor cleaning. A permit is required for floor cleaning operations using flammable or combustible liquids or compressed gases as follows:

105.6.61.1 Single address/ one time

105.6.61.2 Annual/same building

105.6.61.3 Annual/multiple sites

105.6.62 Floor finishing. A permit is required for floor finishing or surfacing operations of 350 square feet (33 m²) or more using flammable or combustible liquids or compressed gases.

105.6.63 Fruit and crop ripening. A permit is required to operate a fruit- or crop-ripening facility or conduct a fruit-ripening process using ethylene gas.

105.6.64 Fuel-fired equipment used in confined spaces. A permit is required to operate fuel-fired equipment in confined spaces.

105.6.65 Fumigation/thermal insecticidal fogging. A permit is required to operate a business of fumigation or thermal insecticidal fogging and to maintain a room, vault or chamber in which a toxic or flammable fumigant is used.

105.6.66 Generator Set. A permit is required to maintain and operate the following fueled generator set(s) with or without an integral tank.

105.6.66.1 Fuel Oil

105.6.66.2 Natural Gas

105.6.67 Halogenated agent systems/extinguishers. A permit is required to install and maintain a halogenated extinguishing agent system or portable fire extinguishers.

105.6.68 Halogenated hydrocarbons. A permit is required for the storage or use of halogenated hydrocarbons.

105.6.69 Hazardous materials. A permit is required to store, transport on site, dispense, use or handle hazardous materials in quantities equal or greater than the amounts listed in Table 105.6.69.

TABLE 105.6.69

PERMIT AMOUNTS FOR HAZARDOUS MATERIALS

| TYPE OF MATERIAL | AMOUNT |
|---|--|
| Carcinogens Liquids Solids | 1 gallon 10 pounds |
| Combustible liquids | See Section 105.6.60 |
| Corrosive materials Gases Liquids Solids | See Section 105.6.38 55 gallons 550 pounds |
| Explosive materials | Any Amount |
| Flammable materials Gases Liquids Solids Cryogenics | See Section 105.6.38 See Section 105.6.60 100 pounds See Section 105.6.42 |
| Highly toxic materials Gases Liquids Solids | See Section 105.6.38 Any Amount Any Amount |
| Irritants Liquids Solids | 55 gallons 550 pounds |
| Other Health Hazards Liquids Solids | 55 gallons 550 pounds |
| Oxidizing materials Gases Liquids Class 4 Class 3 Class 2 Class 1 Solids Class 4 Class 3 Class 2 Class 1 Cryogenics | See Section 105.6.38 Any Amount 10 pounds ^a 100 pounds 550 pounds Any Amount 10 pounds ^a 100 pounds 550 pounds See Section 105.6.41 |
| Organic peroxides Liquids Class I Class II Class III Class IV Class V Solids Class I Class II | Any Amount Any Amount 10 pounds 20 pounds No Permit Required Any Amount Any Amount |

| TYPE OF MATERIAL | AMOUNT |
|--|--|
| Class III Class 1V Class V | 10 pounds 20 pounds No Permit Required |
| Pyrophoric materials Gases Liquids Solids | See Section 105.6.38 Any Amount Any Amount |
| Radioactive materials Not sealed Sealed | 1 microcurie 1 millicurie |
| Sensitizers Liquids Solids | 55 gallons 550 pounds |
| Toxic materials Gases Liquids Solids | See Section 105.6.38 Any Amount Any Amount |
| Unstable (reactive) materials Liquids Class 4 Class 3 Class 2 Class 1 Solids Class 4 Class 3 Class 2 Class 1 | Any Amount Any Amount 10 pounds 100 pounds Any Amount Any Amount 10 pounds 100 pounds |
| Water-reactive materials Liquids Class 3 Class 2 Class 1 Solids Class 3 Class 2 Class 1 | Any Amount 50 pounds 100 pounds Any Amount 50 pounds 100 pounds |
| Biohazard | Any Amount |

For SI: 1 gallon=3.785L, 1 pound=0.454 kg.

- a. 200 pounds when Table 5003.1.1(1) Note k applies and hazard identification signs in accordance with Section 5003.5 are provided for quantities of 200 pounds or less.

105.6.70 Hazardous materials inventory statement plan review. A permit is required for review and comment of any HMIS.

105.6.70.1 HMIS – with less than 10 entries.

105.6.70.2 HMIS – with 10 or more entries.

105.6.71 Hazardous production materials. A permit is required to store, handle or use hazardous production materials.

105.6.72 Hazardous waste generator. A permit is required for any operation that generates hazardous waste.

105.6.72.1 Contingency plan review. A review of contingency plans is required for any operation that generates any amount of hazardous waste.

105.6.73 Heliports and helistops. A permit is required for the operation of any heliport or helistop.

105.6.74 High-piled storage. A permit is required to use a building or portion thereof as a high-piled storage area of 500 square feet (46 m²) or more.

105.6.75 Holiday decorations in public assembly occupancies. A permit is required to use any holiday decorations – natural vegetation, crepe paper, etc. in any public assembly occupancy.

105.6.76 Hot work operations. A permit is required for hot work including, but not limited to:

1. Public exhibitions and demonstrations where hot work is conducted.
2. Use of portable hot work equipment inside a structure.
3. Fixed-site hot work equipment such as welding booths.
4. Hot work conducted within a hazardous fire area.
5. Application of roof coverings with the use of an open-flame device.
6. Cutting and welding.

105.6.77 Hypergolic materials. A permit is required to store or use any amount of hypergolic materials.

105.6.78 Industrial trucks. A permit is required for all industrial trucks in accordance with NFPA 505.

105.6.79 Inert gas systems used in commercial, manufacturing or industrial applications. A permit is required for the use of inert gas systems with more than 100 pounds (45.4 kg) of an inert gas or any system using any amount of an inert gas below grade used in a commercial, manufacturing or industrial application, such as water treatment with pH balancing, food processing or laboratories.

105.6.80 Insecticides/pesticides/fumigants. A permit is required to apply, sell and manufacture insecticides, pesticides or fumigants.

105.6.80.1 One location/one time

105.6.80.2 Annual/multiple locations

105.6.81 Interim permit. An interim permit may be issued allowing work under restrictions or conditions while awaiting submittal of installation documents.

105.6.82 Interior fire alarm system maintenance. A permit is required to maintain fire alarm equipment.

105.6.83 Laboratories. A permit is required to operate a laboratory that stores or uses hazardous materials or flammable substances.

105.6.84 Limited fueling and other fuel transport operations. A permit is required for each vehicle approved for limited fueling and fuel transport operations.

105.6.85 Liquefied chlorine. A permit is required to store, use, sell and transport liquefied chlorine.

105.6.86 Liquefied- or gas-fueled vehicles or equipment in assembly buildings. A permit is required to display, operate or demonstrate liquid- or gas-fueled vehicles or equipment in assembly buildings.

105.6.87 Liquefied Petroleum Gas (LPG). A permit is required for:

105.6.87.1 Operate/maintain any container or system

105.6.87.2 Limited operations/construction sites

105.6.87.3 Roofing operations

105.6.87.4 Operation of cargo tankers that transport LP gas

105.6.87.5 Operation of an automated cylinder exchange station

105.6.88 Lubricating oils. A permit is required to transport, store, sell or use 100 gallons or more of lubricating oils.

105.6.89 Lumber yards. A permit is required for the storage or processing of lumber of 100,000 board feet (8,333 ft³) (236 m³) or more.

105.6.90 Magnesium. A permit is required to melt, cast, heat treat or grind 10 pounds (4.54 kg) or more of magnesium.

105.6.91 Marijuana operations.

105.6.91.1 Carbon dioxide (CO₂) enrichment process (use). A permit is required for a marijuana CO₂ enrichment process. See 105.6.27.2.

105.6.91.2 Compressed gas use and storage. A permit is required for the use and storage of compressed gas in a marijuana facility. See 105.6.38.

105.6.91.3 Extraction process. A permit is required for a marijuana extraction process.

105.6.91.4 Fumigation. A permit is required for fumigation in a marijuana facility. See 105.6.65.

105.6.91.5 Hazardous materials use and storage. A permit is required for the use and storage of hazardous materials in a marijuana facility.

105.6.91.6 Liquefied petroleum gas (LPG) – butane transfilling operations. A permit is required for LPG-butane transfilling operations in a marijuana facility.

105.6.91.7 Liquefied petroleum gas (LPG) use and storage. A permit is required for the use and storage of liquefied petroleum gas in a marijuana facility.

105.6.91.8 Medical marijuana center (dispensary). A permit is required for a medical marijuana center (dispensary).

105.6.91.9 Medical marijuana infused product (kitchen). A permit is required for a medical infused product kitchen.

105.6.91.10 Medical marijuana optional premise cultivation. A permit is required for medical marijuana optional premise cultivation

105.6.91.11 Pesticide inventory statement. A permit is required for a pesticide inventory statement for a marijuana facility.

105.6.91.12 Private cultivation. A permit is required for private marijuana cultivation.

105.6.91.13 Private extraction. A permit is required for private marijuana extraction operations.

105.6.91.14 Retail cultivation. A permit is required for retail marijuana cultivation.

105.6.91.15 Retail product manufacturing. A permit is required for retail marijuana product manufacturing.

105.6.91.16 Retail store. A permit is required for a retail marijuana store.

105.6.91.17 Retail testing facility. A permit is required for a retail marijuana testing facility.

105.6.92 Matches. A permit is required for bulk storage of matches.

- 105.6.93 Medical gas systems.** A permit is required for each medical gas system.
- 105.6.94 Mobile food vending—fuels, generators, hood extinguishing systems, etc.** A permit is required for a mobile food vending operation.
- 105.6.94.1 Compressed gas.**
 - 105.6.94.2 Generators.**
 - 105.6.94.3 Hood extinguishing system.**
- 105.6.95 Motor fuel dispensing facilities.** A permit is required for operation of automotive and marine motor fuel-dispensing facilities. Fuel is calculated and assessed separately.
- 105.6.95.1 Flammable and combustible liquids**
 - 105.6.95.2 Compressed Natural Gas (CNG)**
 - 105.6.95.3 Liquefied Petroleum Gas (LPG)**
 - 105.6.95.4 Hydrogen**
- 105.6.96 Motor fuel dispensing facilities – Fleet/private service.** A permit is required for operation of fleet or private motor fuel dispensing facilities. Fuel calculated and assessed separately.
- 105.6.96.1 Flammable and combustible liquids**
 - 105.6.96.2 Compressed Natural Gas (CNG)**
 - 105.6.96.3 Liquefied Petroleum Gas (LPG)**
 - 105.6.96.4 Hydrogen**
- 105.6.97 Motor fuel storage systems.** A permit is required for certification to install, test, alter, repair or remove equipment.
- 105.6.98 Motorcycle vehicle repair shops.** A permit is required to operate a motorcycle vehicle repair shop.
- 105.6.99 Nitrous oxide-piped systems.** A permit is required to maintain a nitrous oxide-piped system.
- 105.6.100 Occupant load increase.** A permit is required to increase the occupant load of an assembly occupancy. The maximum increase shall be 10% when egress, seating, etc. remain in compliance with this code. This permit shall be for one event only.
- 105.6.101 Open flame.** A permit is required for any open flame equipment.
- 105.6.102 Open flames and torches.** A permit is required to remove paint with a torch; or to use a torch or open-flame device in a hazardous fire area.
- 105.6.103 Open flame on aircraft servicing ramp.** An annual permit is required to use any open flame equipment on an aircraft fuel service ramp.
- 105.6.104 Organic coatings.** A permit is required for any organic-coating manufacturing operation producing one gallon (4L) or more of an organic coating in one day.
- 105.6.105 Ovens (industrial baking or drying).** A permit is required for operation of industrial ovens regulated by Chapter 30.
- 105.6.106 Ozone generator.** A permit is required to operate an ozone generator.
- 105.6.107 Pallet storage.** A permit is required for indoor or outdoor pallet storage of 2,000 square feet or more.
- 105.6.108 Parade floats.** A permit is required for any parade float ground or airborne.

- 105.6.109 Places of assembly.** A permit is required to operate a place of assembly.
- 105.6.109.1 Occupant load > 150 but < 300**
 - 105.6.109.2 Occupant load 300 - 2500**
 - 105.6.109.3 Occupant load > 2500**
- 105.6.110 Plan review.** A permit is required for plan review as follows:
- 105.6.110.1 Development plan review** – assessed in half-hour increments
 - 105.6.110.2 Pre-plan submittal consultation** – assessed in half-hour increments
 - 105.6.110.3 HMIS, HMMP and hazardous materials generation**
 - 105.6.110.4 Expedited plan review** – assessed in half-hour increments
 - 105.6.110.5 Subsequent plan submittals** – 3rd and subsequent submittals
- 105.6.111 Plant husbandry.** A permit is required for the operation of a plant husbandry facility.
- 105.6.112 Plastic foam products (flammable).** A permit is required to store and use over 1,000 lbs.
- 105.6.113 Powder coating (See Spray booth for powder coating).**
- 105.6.114 Pressure vessels.** A permit is required to use a pressure vessel.
- 105.6.115 Private fire hydrants. See Fire hydrants and valves.**
- 105.6.116 Pyrophoric materials.** A permit is required to store or use pyrophoric materials.
- 105.6.117 Pyrotechnic special effects material.** A permit is required for use and handling of pyrotechnic special effects material.
- 105.6.118 Pyrotechnic event.** A permit is required for all pyrotechnic events
- 105.6.118.1 After-hours inspection**
 - 105.6.118.2 Use of fog machine**
 - 105.6.118.3 Indoor/Outdoor pyrotechnic event**
 - 105.6.118.4 Use of propane effects**
 - 105.6.118.5 Pyrotechnic inspector during event.** (Paid by promoter as after-hours inspection)
- 105.6.119 Pyrotechnician.** A permit/certificate of fitness is required for all pyrotechnicians.
- 105.6.120 Pyroxylin plastics.** A permit is required for storage or handling of 25 pounds (11 kg) or more of cellulose nitrate (pyroxylin) plastics and for the assembly or manufacture of articles involving pyroxylin plastics.
- 105.6.121 Radioactive material.** A permit is required to store, use or handle radioactive material.
- 105.6.122 Recycling facilities.** A permit is required to operate a recycling facility.
- 105.6.123 Refrigeration equipment.** A permit is required to operate a mechanical refrigeration unit or system regulated by Chapter 6.
- 105.6.124 Repair garages** A permit is required for operation of major repair garages as defined in NFPA 30A.
- 105.6.125 Reviewing stands/grandstands.** A permit is required to erect and use reviewing stands or grandstands.

105.6.126 Salvage yard. A permit is required to operate a salvage yard, not including other permits required by this code.

105.6.127 Special conditional permit. A permit is required for special conditions, such as confined spaces, vacated areas, abandoned tanks, etc.

105.6.128 Special events. A permit is required for special events.

105.6.128.1 Places of assembly – any hazardous material or process at temporary events.

105.6.128.2 Places of assembly – refueling operations at temporary events in assembly occupancies.

105.6.128.3 Places of assembly – storage, use and handling of flammable/combustible liquids at temporary events.

105.6.128.4 Places of assembly – storage, use and handling of compressed gases at temporary events.

105.6.128.5 Event within existing facility

105.6.128.6 Plan submittal less than 14 days prior to event

105.6.128.7 Outdoor with six or more fuel-fired cooking/heating units

105.6.129 Special extinguishing system. A permit is required to maintain a special extinguishing system.

105.6.130 Special fire alarm system. A permit is required to maintain a special fire alarm system.

105.6.131 Special spray application projects. A permit is required for applying flammable or combustible finishes to the interior of a structure.

105.6.132 Spray booth for powder coating. A permit is required to use a spray booth for powder coating.

105.6.133 Spraying or dipping. A permit is required to conduct a spraying or dipping operation utilizing flammable or combustible liquids regulated by Chapter 57.

105.6.133.1 One time/one location

105.6.133.2 Annual/various locations

105.6.133.3 Booth or room

105.6.133.4 Limited spraying spaces

105.6.134 Spraying of water based finishes. A permit is required to conduct a spraying operation utilizing water based liquids.

105.6.135 Storage containers.

105.6.135.1 Temporary – less than 180 days

105.6.135.2 Permanent – 180 days or longer

105.6.136 Storage of scrap tires and tire by-products. A permit is required to establish, conduct or maintain storage of scrap tires and tire byproducts of 2,500 cubic feet (566 m³) or more total volume of scrap tires and for indoor storage of tires and tire byproducts.

105.6.137 Stored electrical energy emergency/standby power systems. A permit is required to install or operate stored electrical energy emergency/standby power systems.

105.6.138 Sulphur/sulphur chloride. A permit is required to store, sell or use sulphur or sulphur chloride.

105.6.139 Supervising station/central station. A permit is required to receive fire alarm signals from a protected property.

105.6.140 Tanks (Change of content). A permit is required to change the contents of a chemical or fuel storage tank.

105.6.141 Temporary fire standpipe. A permit is required to install and maintain a temporary fire standpipe.

105.6.142 Temporary generator. A permit is required to use a temporary generator.

105.6.143 Temporary heating appliance. A permit is required to install or use a temporary heating appliance.

105.6.143.1 Temporary space heating appliances (electric) in existing buildings – all permits must be obtained from designated fire official via building ownership or management.

105.6.144 Tents or temporary membrane structures. See Section 3103.2.

105.6.144.1 Tent or temporary membrane structure - not open on all sides and having an area in excess of 200 sq. ft.

105.6.144.2 Tent or temporary membrane structure - open on all sides and having an area of 400 sq. ft. or more.

105.6.145 Tire rebuilding/recapping plants. A permit is required for the operation and maintenance of a tire rebuilding or recapping plant.

105.6.146 Tire shredding. A permit is required for operations involving shredding of tires.

105.6.147 Tire storage. A permit is required for tire storage of 2500 cubic ft. or more in any one control area.

105.6.148 Trailer. A permit is required for trailers used for office functions.

105.6.148.1 Temporary – less than 180 days

105.6.148.2 Permanent – 180 days or longer

105.6.149 Training fees. A permit is required for Fire Department training.

105.6.149.1 High-rise building evacuation exercise

105.6.149.2 Low-rise building evacuation exercise

105.6.149.3 Building management/facility manager emergency procedures certification training (per person)

105.6.149.4 Fire extinguisher training (2 hours – does not include extinguisher; limited to 5 persons)

105.6.149.5 Floor warden training (limited to 5 persons)

105.6.149.6 Hazardous materials closure plan

105.6.149.7 Hazardous materials waste generation plan

105.6.149.8 Hazardous materials inventory statement training (2 hours; limited to 5 persons)

105.6.149.9 Hazardous materials management plan (2 hours; limited to 5 persons)

105.6.149.10 Hazardous materials release mitigation training (2 hours; limited to 10 persons)

105.6.149.11 Safety and evacuation training (2 hours; limited to 10 persons)

105.6.149.12 Fire safety public education presentation

105.6.150 Underground hazardous material storage tanks. A permit is required to maintain an underground hazardous material storage tank (per tank).

105.6.151 Underground spaces. A permit is required to inspect and certify underground spaces.

105.6.152 Vacant properties. A permit is required for vacant properties.

105.6.153 Varnishes. A permit is required to store or use varnish.

105.6.154 Waste material handling plant. A permit is required to operate waste material handling plants, wrecking yards, junk yards and waste material-handling facilities.

105.6.156 Waste receptacles. A permit is required to install and maintain waste receptacles with a capacity greater than 20 cubic feet.

105.6.157 Waxes. A permit is required to store, sell or use 400 lbs. of wax or more.

105.6.158 Wood products. A permit is required to store 200 cubic ft. or more of wood products.

105.6.159 Wooden packing boxes, cases and barrels (empty). A permit is required to store 2,000 cubic ft. or more.

105.6.160 Woodworking operations. A permit is required to operate a woodworking operation that meets one of the following criteria:

1. has more than three (3) fixed or table-mounted wood sawdust-producing pieces of equipment, or
2. has a floor area greater than 2,500 sq. ft., or
3. has a room or building considered to be an explosion hazard based on dust accumulations exceeding 1/8" or a visible dust cloud.

Section 105.7 Required construction permits is replaced in its entirety with the following:

105.7 Required construction permits. The fire code official is authorized to issue construction permits for work as set forth in Sections 105.7.1 through 105.7.32.

105.7.1 Appliances fueled by waste petroleum products. A construction permit is required to install appliances fueled by waste petroleum products.

105.7.2 Automatic fire extinguishing systems. A construction permit is required prior to the installation or modification of automatic fire extinguishing systems. Work performed to keep equipment operable or to make repairs is considered maintenance and, except as required for the following fire protection systems, when performed in accordance with this code and Fire Department policy, is not considered a modification and does not require a permit:

- Alternative automatic fire extinguishing systems
- Automatic sprinkler systems

Exceptions:

1. A required permit may be acquired after work is performed on an emergency basis to maintain an existing fire extinguishing system. The penalties stated herein shall not apply if the emergency permit application is submitted within two (2) normal business days after commencement of the emergency work. A full permit application is required within ten (10) normal business days after commencement of the emergency work.
2. With written approval from the fire code official prior to commencement of the work, maintenance performed in accordance with this code shall not require a permit.

105.7.3 Battery systems. A construction permit is required to install stationary storage battery systems having a liquid capacity of 50 gallons (189 L) or more.

105.7.4 Carbon dioxide (CO₂)

105.7.4.1 Carbon dioxide (CO₂) systems used in beverage dispensing applications. A construction permit is required for the installation of carbon dioxide (CO₂) systems with more than 100 pounds (45.4 kg) of carbon dioxide or any system using any amount of carbon dioxide (CO₂) below grade used in beverage dispensing applications.

105.7.4.2 Carbon dioxide (CO₂) gas enrichment systems using on-site supply tanks and/or cylinders in plant growing (husbandry) applications. A construction permit is required for the installation of carbon dioxide enrichment systems with more than 100 pounds (45.4 kg) of carbon dioxide or any system using any amount of carbon dioxide (CO₂) below grade used in plant growing (husbandry) applications.

105.7.4.3 Carbon dioxide (CO₂) gas enrichment systems using a natural gas burner in plant growing (husbandry) applications. A construction permit is required for the installation of natural gas burners that are utilized to generate carbon dioxide (CO₂) in plant growing (husbandry) applications.

105.7.5 Cellular / Wireless signal repeater site. A construction permit is required to install a cellular/wireless signal repeater site.

105.7.6 Compressed gases. When the compressed gases in use or storage exceed the amounts listed in Table 105.6.38, a construction permit is required to install, repair damage to, abandon, remove, place temporarily out of service, or close or substantially modify a compressed gas system.

Exceptions:

1. Routine maintenance.
2. For emergency repair work performed on an emergency basis, application for permit shall be made within two working days of commencement of work.

105.7.7 Compressed natural gas (CNG). A construction permit is required to install, modify or remove a compressed natural gas tank.

105.7.8 Conveyances. Construction permits are required for the installation, alteration, modification, removal, maintenance and testing of all elevators and conveyances within the City and County of Denver. Shop and/or layout drawings shall be submitted for review and approval prior to issuance of permits. Drawings shall comply with ASME A17.1 and DFD policy. Two sets of specifications and accurately-scaled and fully-dimensioned construction plans shall be provided in accordance with Appendix N. These plans shall include the applicable code edition which shall conform to the edition of the code currently adopted and shall include specifications of interior cab materials or indication on the plans that interior cab work is to be completed by others. Permits issued shall be displayed in the conveyance control room or control space associated with the permitted conveyance.

105.7.9 Cryogenic fluids. A construction permit is required to install, repair damage to, abandon, remove, place temporarily out of service, close or substantially modify an outdoor stationary cryogenic fluid storage systems where the system capacity exceeds the amounts listed in Table 105.6.42. Maintenance performed in accordance with this code is not considered a modification and does not require a permit.

105.7.10 Fire alarm and detection systems and related equipment. A construction permit is required prior to the installation or modification of fire alarm and detection systems and related equipment. Work performed to keep equipment operable or to make repairs is considered maintenance and, when performed in accordance with this code and Fire Department policy, is not considered modification and does not require a construction permit.

Exceptions:

1. Construction permits are required for any work to the following systems.
 - Emergency alarm systems
 - Emergency communication systems (ECS)
 - Mass notification systems
 - Public safety radio communication systems (RES)
 - Two-way communication systems
2. A required permit may be acquired after work is performed on an emergency basis to maintain an existing fire alarm or detection system. The penalties stated herein shall not apply if the emergency permit application is submitted within two (2) normal business days after commencement of the emergency work. A full permit application is required within ten (10) normal business days after commencement of the emergency work.
3. With written approval from the fire code official prior to the work, maintenance performed in accordance with this code may not require a permit.

105.7.11 Fire pumps and related equipment. A construction permit is required prior to the installation or modification of fire pumps and related fuel tanks, jockey pumps and controllers. Work performed to keep equipment operable or to make repairs is considered maintenance and, when performed in accordance with this code and Fire Department policy, is not considered a modification and does not require a permit.

Exceptions:

1. A required permit may be acquired after work is performed on an emergency basis to maintain an existing fire pump. The penalties stated herein shall not apply if the emergency permit application is submitted within two (2) normal business days after commencement of the emergency work. A full permit application is required within ten (10) normal business days after commencement of the emergency work.
2. With written approval from the fire code official prior to the work, maintenance performed in accordance with this code shall not require a permit.

105.7.12 Flammable and combustible liquids. A construction permit is required:

1. To repair or modify a pipeline for the transportation of flammable or combustible liquids.
2. To install, construct or alter tank vehicles, equipment, tanks, plants, terminals, wells, fuel-dispensing stations, refineries, distilleries and similar facilities where flammable and combustible liquids are produced, processed, transported, stored, dispensed or used.
3. To install, alter, remove, abandon or otherwise dispose of a flammable or combustible liquid tank.

105.7.13 Generator Set. A construction permit is required to install the following fueled generator set(s) with or without an integral tank.

105.7.13.1 Fuel Oil**105.7.13.2 Natural Gas**

105.7.14 Hazardous materials. A construction permit is required to install, repair damage to, abandon, remove, place temporarily out of service, or close or substantially modify a storage facility or other area (including but not limited to tanks) regulated by Chapter 27 50 when the hazardous materials in use or storage exceed the amounts listed in Table 105.6.69.

Exceptions:

1. Routine maintenance.
2. For emergency repair work performed on an emergency basis, application for permit shall be made within two working days of commencement of work.

105.7.15 High-piled combustible storage. A construction permit is required for the installation or reconfiguration of all high-piled storage systems.

105.7.16 Industrial ovens. A construction permit is required for installation of industrial ovens covered by Chapter 30.

Exceptions:

1. Routine maintenance.
2. For repair work performed on an emergency basis, application for permit shall be made within two working days of commencement of work.

105.7.17 Inert gas systems used in commercial, manufacturing or industrial applications. A construction permit is required for the use of inert gas systems with more than 100 pounds (45.4 kg) of an inert gas or any system using any amount of an inert gas below grade used in a commercial, manufacturing or industrial application, such as water treatment with pH balancing, food processing or laboratories.

105.7.18 LP-gas. A construction permit is required for installation of or modification to an LP-gas system.

105.7.18.1 Cage – an installation permit is required to install a cage for storage of portable LP gas containers awaiting use or resale.

105.7.18.2 Tank – a construction permit is required to install, repair damage to, abandon, remove or place temporarily out of service an LP gas tank.

105.7.18.3 Automated cylinder exchange station. – a construction permit is required to install an automated cylinder exchange station.

105.7.19 Nitrous oxide-piped systems. A construction permit is required to install nitrous oxide-piped systems.

105.7.20 Ozone generator. A construction permit is required to install an ozone generator.

105.7.21 Powder coating. A construction permit is required to install a spray booth for powder coating.

105.7.22 Pressure vessel. A construction permit is required to install a pressure vessel.

105.7.23 Private fire hydrants. A construction permit is required for the installation or modification of private fire hydrants.

105.7.24 Process piping. A construction permit is required to install, repair or modify piping systems and their component parts (piping, tubing, valves and fittings) that convey hazardous materials including flammable and combustible liquids.

105.7.25 Refrigeration equipment. A construction permit is required for a mechanical refrigeration unit or system regulated by Chapter 6.

105.7.26 Repair /garages. A construction permit is required to install a repair garage operation.

105.7.27 Smoke control systems. A construction permit is required for the installation, modification, or removal from service of a smoke control system. Work performed to keep equipment operable or to make repairs is considered maintenance and, when performed in accordance with this code and Fire Department policy, is not considered a modification and does not require a construction permit.

Exceptions:

1. A required permit may be acquired after work is performed on an emergency basis to maintain an existing smoke control system. The penalties stated herein shall not apply if the emergency permit application is submitted within two (2) normal business days after commencement of the emergency work. A full permit application is required within ten (10) normal business days after commencement of the emergency work.
2. With written approval from the fire code official prior to the work, maintenance performed in accordance with this code shall not require a permit.

105.7.28 Spraying or dipping. A construction permit is required to install or modify a spray room, dip tank or booth.

105.7.29 Standpipe systems. A construction permit is required for the installation, modification, or removal from service of a standpipe system. Work performed to keep equipment operable or to make repairs is considered maintenance and, when performed in accordance with this code and Fire Department policy, is not considered a modification and does not require a permit.

Exceptions:

1. A required permit may be acquired after work is performed on an emergency basis to maintain an existing standpipe system. The penalties stated herein shall not apply if the emergency permit application is submitted within two (2) normal business days after commencement of the emergency work. A full permit application is required within ten (10) normal business days after commencement of the emergency work.
2. With written approval from the fire code official prior to the work, maintenance performed in accordance with this code shall not require a permit.

105.7.30 Temporary membrane structures, tents and canopies. A construction permit is required to erect an air-supported temporary membrane structure or a tent having an area of 400 square feet (37 m²) or more.

Exceptions:

1. Tents used exclusively for recreational camping purposes.
2. Funeral tents and curtains or extensions attached thereto, when used for funeral services.
3. Fabric canopies and awnings open on all sides which comply with all of the following:

- a. Individual canopies shall have a maximum size of 700 square feet (65 m2).
- b. The aggregate area of multiple canopies placed side by side without a fire break clearance of not less than 12 feet (3658 mm) shall not exceed 700 square feet (65 m2) total.
- c. A minimum clearance of 12 feet (3658 mm) to structures and other tents shall be maintained.

105.7.31 Underground hazardous materials storage tanks. A construction permit is required to install an underground hazardous materials storage tank.

105.7.32 Woodworking operations. A construction permit is required to install a woodworking operation.

SECTION 106 INSPECTIONS

Sections 106.2.3 Dangerous or hazardous conditions or material through 106.2.13 Townhomes, condominiums and apartments are added:

106.2.3 Dangerous or hazardous conditions or material. The fire code official shall have the authority to order any person(s) to remove or remedy such dangerous or hazardous condition or material as set forth in this code. Any person(s) failing to comply with such order shall be in violation of this code.

106.2.4 Right of entry. The fire code official shall be authorized to inspect any building or premises for dangerous or hazardous conditions or materials as set forth in this code. Before entering, the fire code official shall obtain the consent of the occupant thereof or obtain a court warrant authorizing entry for the purpose of inspection except in those instances where an emergency exists.

106.2.5 Emergency. As used in Section 106.2.4, “emergency” means circumstances that the fire code official knows, or has reason to believe, exist and can constitute immediate danger to life and property.

106.2.6 Authorized personnel. Uniformed fire inspectors, fire investigators, and fire protection engineers shall be authorized to enter and inspect buildings, structures, vessels, vehicles, and premises as herein set forth. They shall be identified by credentials issued by the Department of Safety.

106.2.6.1 Impersonation. Persons shall not use a badge, uniform, or other credentials to impersonate the fire code official.

106.2.7 Hazardous conditions. Where conditions exist and are deemed hazardous to life and property by the fire code official, the fire code official shall have the authority to summarily abate such hazardous conditions that are in violation of this code.

106.2.8 Plans and specification. The fire code official shall have the authority to require plans and specifications to ensure compliance with applicable codes and standards. The plans and specifications shall bear the stamp of a design professional in accordance with Appendix N.

106.2.9 Inspection of construction and installation. The fire code official shall be notified by the person performing the work when the installation is ready for a required inspection or for fire protection or other life safety systems acceptance tests. All installations shall be complete prior to requesting an inspection or test. All components of a life safety system shall be installed prior to testing—no exceptions.

106.2.9.1 Work in violation. When any construction or installation work is being performed in violation of the plans and specifications approved by the fire code official, a written notice shall be issued to the responsible party to stop work on that portion of the work that is in violation. The notice shall state the nature of the violation, and no work shall be continued on that portion until the violation has been corrected.

106.2.10 Stop work or evacuation. The fire code official shall have the authority to order an operation or use stopped and the immediate evacuation of any occupied building, area of a building, or other property when such building, area of a building, or other property has hazardous conditions that present imminent danger.

106.2.10.1 Non-complying work. Whenever any work is being done contrary to provisions of this code, the fire code official is hereby authorized to order such work stopped. Such work should immediately stop until authorized by the fire code official to proceed.

106.2.11 Standby personnel. When, in the opinion of the fire code official, it is essential for public safety in a tent, canopy or membrane structure used as a place of assembly or any other use where people congregate, or any building, premises or property where people congregate, because of the number of persons, or the nature of the performance, exhibition, display, contest or activity, or when potentially hazardous conditions exist, or an occupant load varies due to large crowd movement from one building to another building or one area of a building to another area of the building, or there is a reduction in a life safety feature, or there is an impairment to a fire protection feature, the owner, agency or lessee shall employ and compensate through approved Department of Safety channels at a rate established by the Manager of Safety one or more firefighters of the City and County of Denver, as required by the fire code official. Such firefighter(s) shall be subject to the fire code official's orders at all times when so employed and shall be in uniform and remain on duty during the times such places are open to the public or when such activity is being conducted or, in the case of residential occupancies, whenever occupied.

106.2.11.1 Owner's responsibility. The owner, agent, or lessee shall employ standby fire personnel in an adequate number determined by the fire code official based on the potential hazard or reduction in a fire protection system or other life safety feature as described in Section 106.2.11, as required and approved, to be on duty. Such standby fire personnel or fire watch personnel shall be subject to the fire code official's orders at all times and shall be identifiable and remain actively on duty during the times such places are open to the public, when such activity is being conducted, or in residential buildings, whenever occupied.

106.2.12 Records. The Fire Prevention Division shall retain, for the life of the building or structure, a record of each inspection made showing the findings and disposition of each inspection made.

106.2.13 Townhouses, condominiums and apartments. Portable fire extinguishers shall be mounted on the exterior at each level stairway(s) or one (2A:10BC) within each residential unit. When mounted on the exterior, the property management/homeowner's association (HOA) shall be responsible for the care, maintenance and recharging, and use of the fire extinguisher, including inspection. The homeowner shall submit a report to the property management (HOA) on an annual basis. Portable fire extinguishers shall be located, inspected and maintained in accordance with NFPA 10. The smoke detector(s) within the residential units shall be tested and maintained in accordance with NFPA 72. The carbon monoxide detectors shall be located, inspected, tested and maintained in accordance with NFPA 720. The homeowner shall submit a report to the property management/HOA on an annual basis of each test and battery replacement. The property management/HOA shall maintain a log of the inspection/test reports submitted to that office and Denver Fire Department Inspection personnel will review that log prior to conducting the inspection. If this information is not available, an inspection shall be made to determine that this equipment is in compliance with this code.

Section 106.5 Fees is added:

106.5 Fees. The Manager of Safety is authorized to adopt fee schedules necessary to cover administrative costs of inspections, licensing, record-keeping, etc., for all fire prevention programs under this Code.

Section 106.6 Special inspections is added:

106.6 Special inspections. The fire code official is authorized to conduct special inspections, including fire safety inspections and systems acceptance testing, outside of normal business hours as deemed necessary to determine the

extent of compliance with the provisions of this Code. The fire safety inspections and systems acceptance testing shall be performed by Denver Fire Department Fire Prevention personnel certified to the level of National Fire Protection Association Fire Inspector II and Department Fire Protection Engineer. The property owner, property manager, or contractor shall reimburse the City and County of Denver at the hourly rate established by the Manager of Safety. Special inspections outside of normal business hours shall be a minimum of three (3) hours Monday through Friday and a minimum of four (4) hours on weekends and holidays.

SECTION 107

MAINTENANCE

Section 107.7 Fire watch personnel, 107.7.1 Owner's responsibility and 107.7.2 Permit required are added:

107.7 Fire watch personnel. When in the opinion of the fire code official it is essential for public or occupant safety, because of potentially hazardous conditions or a reduction in safety due to the occupant load, crowd movement, type of performance, display, exhibit, use, contest, activity; impairment to a fire protection or other life safety system; or any similar condition, the fire code official shall have the authority to require a fire watch in any building, premises or property.

107.7.1 Owner's responsibility. The owner, agent, or lessee shall employ personnel for fire watch in adequate numbers as determined by the fire code official based on the potential hazard or reduction in safety described in Section 107.7. When required by the fire code official, uniformed City and County of Denver firefighters shall be employed through the Department of Safety and compensated at a rate established by the Manager of Safety. Fire watch personnel shall be subject to the fire code official's orders at all times and shall be identifiable and remain actively on duty during the times specified by the fire code official.

107.7.2 Permit required. Permits shall be required as set forth in Section 105.6.58.

SECTION 108

BOARD OF APPEALS

Section 108.1 Board of appeals is replaced in its entirety with the following:

108.1 Board of appeals established. In order to hear and decide appeals of orders, decisions, or determinations made by the fire code official relative to the application and interpretation of this Code, the Manager of Safety can hear the appeal alone or appoint a board of appeals consisting of members who are qualified by experience and training to make decisions pertinent to hazards of fire, explosions, hazardous conditions, flammable and combustible liquids and gases, the use, storage and production of hazardous materials, or fire protection and other life safety systems and features.

108.1.1 Application. Prior to any action by the Manager of Safety, an application in writing shall be filed in the office of the Manager within thirty (30) days after receiving the order, decision, or determination made by the fire code official on a form provided by the Manager providing the necessary information required. A copy of such application shall be furnished to the fire code official by the applicant. Payment of the fee established by the Manager of Safety, in the form a check made payable to the Denver Manager of Finance, must accompany the application.

108.1.2 Meetings and records. The Manager of Safety/Board of Appeals shall keep records of its proceedings showing the vote of each member on every question and the final decision.

108.1.3 Appeal from decision of the Manager of Safety. Any person subject to a decision of the Manager of Safety may have that decision reviewed in the manner provided by Colorado Rules of Civil Procedure.

SECTION 109 VIOLATIONS

Sections 109.2.2.1 Failure to comply through 109.2.2.4 Citation are added:

109.2.2.1 Failure to comply. It shall be unlawful to violate any provisions of this code, or to fail to carry out an order made pursuant to this code or violate any condition attached to a permit, approval, or certificate, or to erect, install, alter, repair or do work in violation of approved construction documents, or without the appropriate license, permit or directive of the fire official. Violations shall be punishable as prescribed in Section 1-13(a) of the Denver Revised Municipal Code. It shall be unlawful to fail to pay fees authorized pursuant to this code.

109.2.2.2 Time limits. Failure to comply with the time limits of an abatement notice or after a corrective order or notice of violation is issued by the fire code official shall result in each day that such violation continues being regarded as a new and separate violation and a new and separate offense.

109.2.2.3 Not owner-occupied. If the building or other premises is not owner occupied, under lease or otherwise, and the order or notice of violation requires additions or changes in the building or premises that would immediately become real estate and be the property of the owner of the building or premises, such orders or notices shall be complied with by the owner.

109.2.2.4 Citation. The fire code official is authorized to issue a citation to persons operating or maintaining an occupancy, premises, vessel, vehicle or other property subject to this code who allow a hazard to exist or fail to take immediate action to abate a hazard on such occupancy, premises, vessel, vehicle, or other property when ordered or notified to do so. A citation may be issued when work is performed without the appropriate license, permit or directive of the fire official, or in violation of approved construction documents.

Section 109.3 Violation penalties is replaced in its entirety with the following:

109.3 Violation penalties. See Section 109.2.2.1 Failure to comply.

SECTION 110 UNSAFE BUILDINGS

Section 110.1 General is replaced in its entirety with the following:

110.1 General. If during the inspection of a premises, a building or structure or any building system, in whole or in part, constitutes a clear and inimical threat to human life, safety or health, the fire code official shall issue such notice or orders to remove or remedy the conditions as shall be deemed necessary in accordance with this section and shall refer the building to the Building Department for any repairs, alterations, remodeling, removing or demolition required. It shall be unlawful to maintain an unsafe condition in any building.

Section 110.1.1 Unsafe conditions is replaced in its entirety with the following:

110.1.1 Unsafe conditions. Structures or existing equipment that are or hereafter become unsafe or deficient because of inadequate means of egress, failure to comply with an approved occupant load, or which constitute a fire hazard such as storage of explosives, excessive amounts of combustible or flammable materials, vegetation deemed an exposure hazard, manufacture of controlled substances, unstable material, hazardous materials, fire safety system(s) inoperative, etc., or are otherwise dangerous to human life or to the public

welfare, or which involve illegal or improper occupancy or inadequate maintenance, shall be deemed an unsafe condition. A vacant structure that is not secured against unauthorized entry shall be deemed unsafe. A structure, including residences, that constitutes a fire hazard and an exposure hazard in the event of fire or explosion shall be deemed unsafe. It shall be unlawful to maintain an unsafe condition or to fail to obey an order of the fire code official to correct an unsafe condition. The fire code official is authorized to take action to mitigate an unsafe condition, rendering the operation harmless to people or property. The property owner shall be responsible for all costs related to all actions.

Section 110.1.2.1 Unsafe heating or electrical equipment and structural hazards is added:

110.1.2.1 Unsafe heating or electrical equipment and structural hazards. When the fire code official deems any chimney, smokestack, stove, oven, incinerator, furnace, or other heating device, electrical fixture, or any appurtenance thereto, or anything regulated under a nationally recognized standard in or upon any building, structure, or premises not specifically mentioned in this code, to be unsafe or defective so as to create a hazard, the fire code official is authorized to serve upon the owner or the person having control of the property a written notice to remove or repair or alter as necessary. The fire code official is authorized to affix a condemnation tag prohibiting the use thereof, or until such repairs or alterations are made. It shall be unlawful to maintain unsafe heating or electrical equipment and structural hazards or to fail to obey an order of the fire code official to correct unsafe heating or electrical equipment and structural hazards.

Section 110.1.2.2 Unsafe operations is added:

110.1.2.2 Unsafe operations. When the fire code official deems any operation, interior or exterior, to be unsafe so as to create a hazard, the fire code official is authorized to serve upon the owner, contractor, or the person having control of the property, a written notice to remove or repair or alter as necessary. The fire code official is authorized to affix a condemnation tag prohibiting the use thereof, or until such repairs or alterations are made. In the event that the unsafe operation resulted in an emergency response, legal action and cost recovery will be directed to the responsible party. It shall be unlawful to maintain unsafe operations or to fail to obey an order of the fire code official to correct unsafe operations.

Section 114 Licenses is added:

SECTION 114

LICENSES

114.1 General. A license is authority granted to the person to whom it is issued to perform the work authorized by the license.

114.2 Licenses required. Denver Fire Department licenses shall be required for the design, installation, modification, inspection, and testing of all life safety and conveyance systems and equipment. All life safety fitters/technicians shall be licensed to design, install, add to, modify, and perform all types of inspections, testing, maintenance, and repair of factory-engineered equipment. Conveyance inspectors and mechanics shall be licensed by the Fire Department per Section 114.3. All persons required to have a permit, license or certificates shall have a current—for calendar year—permit, license or certificate.

- 114.2.1 Ammonia safety / alarm systems.**
- 114.2.2 Backflow prevention for fire sprinkler systems.**
- 114.2.3 Carbon dioxide extinguishing systems.**
- 114.2.4 Carbon monoxide detection systems.**

- 114.2.5 Carbon monoxide safety / alarm warning systems.
- 114.2.6 Central station operator.
- 114.2.7 Central station runner.
- 114.2.8 Conveyances.
- 114.2.9 Clean agent fire extinguishing systems.
- 114.2.10 Department of safety radio enhancement systems.
- 114.2.11 Dry chemical extinguishing systems.
- 114.2.12 Electrical signaling and central wiring.
- 114.2.13 Emergency communication systems.
- 114.2.14 Fire alarm systems.
- 114.2.15 Fire detection systems.
- 114.2.16 Fire doors and other opening protectives.
- 114.2.17 Foam extinguishing systems.
- 114.2.18 Fire pumps.
- 114.2.20 Fire sprinkler systems – NFPA 13.
- 114.2.21 Fire sprinkler systems – NFPA 13D.
- 114.2.22 Fire sprinkler systems – NFPA 13R.
- 114.2.23 Fire standpipe systems – NFPA 14.
- 114.2.24 Firefighter’s emergency elevator recall systems.
- 114.2.25 Foam extinguishing systems.
- 114.2.26 Kitchen hood extinguishing systems.
- 114.2.27 Oxygen coordinator.
- 114.2.28 Oxygen supply and delivery.
- 114.2.29 Portable fire extinguishers.
- 114.2.30 Refrigerant safety / alarm systems.
- 114.2.31 Rubbish and linen handling systems.
- 114.2.32 Smoke control systems.
- 114.2.33 Special extinguishing systems.

114.3 Conveyance licensing. Denver Fire Department licenses shall be required for the installation, alteration, replacement, maintenance, removal, dismantling, or inspection activities of conveyances. A conveyance contractor license issued by the Fire Department is required for installation or alteration of equipment.

Section 115 Public Fire Education is added:

**SECTION 115
PUBLIC FIRE EDUCATION**

115.1 General. The fire code official shall have the authority to develop and implement a public fire safety education program as deemed necessary for the general welfare with respect to the fire hazards within the jurisdiction.

115.2 Educational programs and messages. The fire code official shall have the authority to ensure that duly authorized public fire safety educational programs or public fire safety messages are disseminated to the general public.

115.2.1 Juvenile firesetters intervention program. Juveniles suspected of firesetting—curious or malicious—shall be required to participate in the Denver Fire Department Juvenile Firesetters Intervention Program.

Section 116 Emergency Plans and Procedures is added:

SECTION 116

EMERGENCY PLANS AND PROCEDURES

116.1 General. Where required, emergency plans, staff training, and emergency evacuation drills are required for all occupants.

116.2. Plan requirements. Emergency plans and emergency evacuation drills shall be developed in accordance with the Denver Fire Department Fire Prevention and Investigation Division’s guidelines, NFPA 1600, Standard on Disaster/Emergency Management and Business Community Programs, and Chapter 4, Emergency Planning and Preparedness, of this code.

116.3 Review. Emergency plans shall be submitted annually to the Division for review.

116.4 Maintenance. Emergency plans shall be reviewed and updated annually. Revised plans shall be submitted for review and updates shall be provided whenever changes are made in the occupancy or physical arrangement of the building or fire protection systems or features. The owner or manager shall provide floor plans to the Denver Fire Department Fire Prevention and Investigation Division in a manner approved by the fire code official. The person developing/updating the emergency plans shall be certified by the Denver Fire Department. See Section 403.13.

Section 117 Fire Alarm Monitoring – Permits and Licenses is added:

SECTION 117

FIRE ALARM MONITORING - PERMITS AND LICENSES

117.1 General. The provisions of this section apply to the installation, operation of, and scope of monitoring.

117.2 Central alarm station / Supervising station. These facilities, licensed by the Denver Fire Department, monitor remote fire alarm signaling systems when personnel licensed by the Denver Fire Department are in attendance at all times to take such action as required for the notification of the Denver Fire Department.

117.3 Permits. Permits shall be obtained annually for central alarm station / supervising stations and the operators who take such action as required for notification of the Denver Fire Department. All central alarm station / supervising stations and operators shall have current—for current calendar year—permits and licenses.

117.4 Definitions. The following terms are defined in Chapter 2:

CENTRAL ALARM STATION/SUPERVISING STATION

CLASS I FIRE ALARM MONITORING

CLASS II FIRE ALARM MONITORING

OPERATOR

RUNNER

117.5 License required.

117.5.1 Central alarm station/supervising station. No person or public agency shall monitor fire alarm systems in the City and County of Denver without first obtaining a license to operate a Class I or Class II central alarm station/supervising station.

117.5.2 Operator. No person shall be employed as an operator in a central alarm station/supervising station that monitors fire alarm systems in the City and County of Denver unless licensed as an apprentice operator or operator by the Denver Fire Department.

117.5.2.1 Class I operator. A Denver Fire Department Class I Operator license shall authorize the holder to act as an operator in any central alarm station/supervising station.

117.5.2.2 Class II operator. A Denver Fire Department Class II Operator license shall authorize the holder to act as an operator in any Class II central alarm station/supervising station.

117.5.2.3 Apprentice operator. A Denver Fire Department Apprentice Operator license shall authorize the holder to act as an operator only under the constant supervision of a licensed operator.

117.5.3 Runner. A Denver Fire Department central alarm station/supervising station Runner license shall authorize the holder to act as a runner for any Class I or Class II central alarm station/supervising station.

117.6 Runner service. The central alarm station/supervising station shall provide runner service to all Class I alarms. Maximum response time from receipt of alarm to arrival of runner service shall not exceed 45 minutes.

CHAPTER 2 DEFINITIONS

SECTION 202

GENERAL DEFINITIONS

Section 202 General Definitions is amended by the addition of the following terms:

ALARM CONTROL UNIT. A component of the [CO detection] system provided with a primary and secondary power source that receives signals from initiating devices or other control units, and processes these signals to determine the required system output functions.

ALCOHOL BEVERAGE (also, “ALCOHOL BEVERAGE”). A drinkable ethanol mixture intended for human consumption including wine, beer, and beverage spirits.

ALCOHOL BEVERAGE PRODUCTION FACILITY (ABPF). Any building or portion thereof where ethanol mixtures are produced, stored, handled, blended, dispensed, or bottled in the production of alcohol beverages including areas for grain storage and handling.

ALCOHOL BY VOLUME (ABV). Volume percentage of ethanol in an ethanol mixture.

ALTITUDE. Altitude is the measure of elevation typically relative to sea level. The generally recognized altitude of Denver, CO is 5,280 ft. Altitude has a direct impact on design considerations for life safety and property protection including but not limited to the physical properties of flammable and combustible liquids. See Section 3401.5.1.

APPLIANCE. Visible notification component such as a bell, horn, speaker, light, or text that provides audible, visible, and/or tactile outputs to alert occupants of a hazardous condition. Single-station alarms contain both a [initiating] device and a [notification] appliance.

BATTERY BACKUP. The listed device has a battery that powers it when the power provided through the building electrical system fails.

BATTERY-POWERED. The listed device is powered solely by a primary battery for all power requirements and the battery is monitored for end-of-life by producing an audible trouble signal.

BEVERAGE SPIRIT (TTB). A drinkable spirit intended for human consumption including neutral spirits or alcohol (i.e., vodka or grain spirits), whiskey, gin, brandy, blended applejack, rum, Tequila, cordials and liqueurs.

BIOHAZARD. An infectious agent or hazardous biological material that presents a risk or potential risk to the health of humans, animals or the environment. The risk can be direct through infection or indirect through damage to the environment. Biohazardous materials include certain types of recombinant DNA; organisms and viruses infectious to humans, animals or plants (e.g., parasites, viruses, bacteria, fungi, prions, rickettsia); and biologically active agents (i.e., toxins, allergens, venoms) that may cause disease in other living organisms or cause significant impact or the environment or community.

BREWERY. An ABPF or portion thereof, including accessory uses, in which beer or other malt liquors are produced. For spirit production, beer and wash are synonymous as precursors to distillation

BULK STORAGE. The storage of ethanol mixtures in containers exceeding 1.3 gallons (5L) in volume.

CARCINOGEN. A substance that causes the development of cancerous growths in living tissue. A chemical is considered to be a carcinogen if:

1. It has been evaluated by the International Agency for Research on Cancer (IARC) and found to be a carcinogen or potential carcinogen, or
2. It is listed as a carcinogen or potential carcinogen in the latest edition of the Annual Report on Carcinogens published by the National Toxicology Program, or
3. It is regulated by OSHA as a carcinogen.

CASK. A closed vessel of 185 gallons (700 L) or less capacity, used primarily for storing Class I liquids, constructed of wooden staves and heads, held together by metal hoops, not equipped with provisions for emergency venting, and not intended for fixed installation.

CENTRAL ALARM STATION/SUPERVISING STATION. A facility that receives fire alarm signals and at which personnel are in attendance at all times to respond to these signals. A supervising station that is licensed for central station service.

CENTRAL FUEL-BURNING APPLIANCE ROOM. A room containing a fuel burning appliance serving multiple dwelling units, such as a boiler, fire place, stove, furnace, or similar equipment, with the potential to distribute CO to multiple dwelling units.

CHEMICAL FUME HOOD. A ventilated enclosure designed to contain and exhaust fumes, gases vapors, mists, and particulate matter generated within the hood.

CLASS I LIQUIDS. Used in Chapter 38 to identify ethanol mixtures that are Class IB or Class IC flammable liquids.

CLASS I FIRE ALARM MONITORING. The monitoring of a fire alarm system by a licensed central station that is required by Denver's Building and Fire Codes.

CLASS II FIRE ALARM MONITORING. The monitoring of a fire alarm system by a licensed central station that is not required by Denver's Building and Fire Codes.

CO (CARBON MONOXIDE). A colorless odorless gas that is produced as a result of incomplete burning of carbon-containing fuels.

CO ALARM. A single- or multiple-station device having a sensor that responds to CO and listed in accordance with UL 2034 that provides audible notification. Required CO alarms may be monitored by an alarm control unit, but shall be powered independently and shall function autonomously in the event the alarm control unit is nonfunctional.

CO DETECTOR. A device listed per UL 2075 having a sensor that responds to CO, is monitored and powered by an alarm control unit, and does not necessarily have an integral notification appliance.

CONTAINER. Any closed vessel of 119 gallons (450 L) or less capacity used for transporting or storing Class I liquids, not intended for fixed installation and not constructed of wood, but possible equipped with an overpressure-relieving mechanism in accordance with FM Global Approved Standard for Plastic Plugs for Steel Drums, Class Number 6083, or equivalent.

DENVER BUILDING CODE. The collection of International Code Council (ICC) publications as adopted and amended by the City and County of Denver excluding the International Fire Code (IFC).

DENVER BUILDING AND FIRE CODE. The complete collection of International Code Council (ICC) publications as adopted and amended by the City and County of Denver.

DENVER FIRE CODE. The *International Fire Code* (IFC) published by the ICC as adopted and amended by the City and County of Denver.

DEVICE. An alarm initiating component that originates transmission of a change-of-state condition, such as a CO detector, manual fire alarm box, etc. Single-station alarms are both a [initiating] device and a [notification] appliance.

DISTILLATION. The separation and concentration of the constituents of an ethanol mixture by slowly raising the temperature of the mixture through the boiling points of its constituents then collecting and condensing the constituent vapors separately from the mixture.

DISTILLERY (also DISTILLED SPIRITS PLANT – BEVERAGE). An ABPF licensed by the TTB to produce, bottle, rectify, process or store beverage spirits including areas for fermentation, distillation, storage, blending, packaging, and accessory uses. Other types of distilleries licensed by the TTB include:

DISTILLED SPIRITS PLANT – EXPERIMENTAL. An experimental distilled spirits plant established for specific and limited periods of time solely for experimentation in, or development of, industrial spirits or sources of materials used to produce spirits, or processes for producing or refining spirits.

DISTILLED SPIRITS PLANT – INDUSTRIAL. A distilled spirits plant established to manufacture articles, or produce, bottle or package, denature or warehouse spirits for industrial use. These spirits are not intended for beverage use. Distilled spirits – Vinegar Plants also fall into this category.

DISTILLED SPIRITS PLANT – INDUSTRIAL / BEVERAGE. A distilled spirits plant that manufactures beverage and industrial spirits on the same premises.

DUPLEX. A building consisting solely of a two-family dwelling as defined by the *International Residential Code*.

ELECTROLYTE. A solid, liquid, or aqueous salt solution that permits ionic conduction between positive and negative electrodes of a cell.

EMERGENCY shall mean one or more of the following:

- Fire, regardless of size or type
- Explosion
- Building, structure, or utility failure
- Rescue operations involving humans or animals, including people trapped in elevators due to power failure or mechanical malfunctions
- Failure of or damage to fire protection or life safety systems
- Exposure to a hazard(s)
- Panic
- Hazardous material leak or spill
- Overcrowding of any building or premises
- Rescue operations involving humans or animals injured or trapped in buildings, trenches, scaffolding, grandstands, etc.
- Any other hazard or situation involving or endangering life or property.

EMERGENCY RESPONDER RADIO ENHANCEMENT COMMUNICATION SYSTEM (RES/BDA). The RES/BDA is a network of amplifiers, fiber optic cable, coaxial cable, and radiating cable and/or discrete antennas with or without a distributed antenna system (DAS) controller, or an equivalent technology installed on or inside the property to enhance indoor public safety radio communications.

ETHANOL (also **ETHYL ALCOHOL** or **GRAIN ALCOHOL**). A volatile, flammable, colorless, neurotoxic liquid fit for human consumption with structural formula $\text{CH}_3\text{CH}_2\text{OH}$ (abbreviated as $\text{C}_2\text{H}_5\text{OH}$ or $\text{C}_2\text{H}_6\text{O}$).

ETHANOL MIXTURE. Liquid mixture comprised of ethanol and materials with hazards not regulated by the Denver Building and Fire Code, namely water.

EXTRACTION. The process of using solvents to remove essential oils or other botanic material from the marijuana plant.

FALSE FIRE ALARM. The activation of any fire alarm system resulting in a response by the Fire Department, caused by the negligent or intentional misuse of the fire alarm system by an owner, employee, agent, tenant, guest, visitor, or any other activation of a fire alarm system not caused by a valid alarm signal, exclusive of a nuisance fire alarm.

FERMENTATION. An enzymatically controlled, anaerobic breakdown of energy-rich compounds such as simple carbohydrates by microorganisms such as yeast, to yield carbon dioxide and ethanol.

FUEL-BURNING APPLIANCE. An appliance that burns carbon-containing solid, liquid, and/or gaseous fuels.

HARDWIRED. Device installed by wiring directly to the building electrical system, with battery backup, and not controlled by any disconnecting switch other than as required for over-current protection.

HAZ MAT (HAZARDOUS MATERIALS). Materials with hazards regulated by the Denver Building and Fire Code.

HAZMAT INVENTORY STATEMENT (HMIS). A portion of an HMR containing a list of all the HazMat in a facility including information related to the materials such as product names, locations, quantities, regulated hazards, and Chemical Abstract Service (CAS) numbers.

HAZMAT MANAGEMENT PLAN (HMMP). A portion of an HazMat Permit Application containing site maps and facility floor plans identifying HazMat locations and site and building features relevant to the management of HazMat inventories, systems and operations.

HAZMAT REPORT (HMR). A consolidated description of a facility and the HazMat therein including a contact list, code-based description of the building and adjacent outdoor areas, and a HazMat Inventory Statement (HMIS).

INSTALLED. Fit into position and made ready as set forth in the manufacturer's guidelines, listing requirements and applicable standards, to perform the intended functions of detection, notification, and annunciation.

INTERMEDIATE BULK CONTAINER. Any closed vessel defined in Title 49, *Code of Federal Regulations*, Parts 100 through 199 or in Part 6 of the United Nations' Recommendations on the Transport of Dangerous Goods having a liquid capacity of 793 gallons (3000 L) or less, used for transporting or storing Class 1 Liquids, not equipped with provisions for emergency venting, not intended for fixed installation, and not constructed of wood.

LOWER FLAMMABLE LIMIT (LFL) also [**LOWER EXPLOSIVE LIMIT (LEL)**]. The atmospheric volumetric concentration of a flammable vapor at which propagation of flame will occur in the presence of an ignition source. The LFL at sea level for ethanol vapor is 3.3 percent.

LOWEST LEVEL OF FIRE DEPARTMENT VEHICLE ACCESS. The lowest level of Fire Department vehicle access shall be measured from the lowest elevation of any required Fire Department access road located no more than 30 feet from any exterior wall of the building.

Exceptions:

1. Where the access road is permitted to be farther than 30 feet from any exterior wall of the building, the lowest level of fire department vehicle access shall be measured from the lowest elevation of any required Fire Department access road located no more than 50 feet from any exterior wall of the building.
2. If any topography, waterway, non-negotiable grades or other similar conditions exist that preclude required Fire Department vehicular access, the fire code official is authorized to require additional fire protection systems as required by Chapter 9.

MACHINERY ROOM. See Section 1104.2 of the *International Mechanical Code*.

MASH. Typically the mixture of ground or cracked grains, mashed fruit, or other crushed edible organic material steeped in hot water to release carbohydrates and reduce them to sugars. The term is used inconsistently (often overlapping with wort) for the various solutions in process up to the point where fermentation is complete.

MASS NOTIFICATION SYSTEM. A mass notification system (MNS) is a system used to provide emergency information and instructions to people in a building, area, site or other space using intelligible voice communications and possibly including visible signals, text, graphics, tactile, or other communications methods.

MINIMUM EXPLOSIVE CONCENTRATION (MEC). The lowest mass to volume concentration of combustible dust that will propagate a flame (sometimes referred to as LFL). The MEC for grain dust is 0.055 oz/ft³ (55 g/m³).

MULTIPLE PURPOSE ALARM. A single device that incorporates the capability to detect more than one hazard, such as smoke, vapors, and/or gases. Multiple purpose devices shall emit audible alarms in a manner that clearly differentiates between the detected hazards.

MULTIPLE STATION ALARM. [1] A single alarm device capable of being physically or wirelessly interconnected to one or more similarly capable devices so the actuation of any one device causes the appropriate notification signal to occur in all interconnected devices. [2] An interconnected group of single- alarm devices defined in [1].

NON-DEDICATED SMOKE CONTROL SYSTEM. Smoke control components and equipment that are shared with other systems, such as the building HVAC system. Upon activation of fire alarm, non-dedicated smoke control equipment changes mode of operation to achieve the smoke control performance objectives. “Non-dedicated systems” shall refer only to equipment and components controlled from the firefighters’ smoke control panel.

NORMALLY CLOSED. A system or vessel in an ABPF used in the storage, production, dispensing, blending, bottling, or handling of Class 1 Liquids that, for up to 50 percent of the time it is in operation, its contents are not exposed to atmosphere and vulnerable to evaporation. Processes involving vessels such as casks opened only for filling, draining or sampling, distillation where all vapors are condensed below their flash point prior to collection, uncovered vessels of 5.3 gallon (20 L) capacity or less used to collect distillate below its flash point, and covered blending or maceration vessels are typically considered normally closed.

NORMALLY OPEN. A system or vessel in an ABPF used in the storage, production, dispensing, blending, bottling, or handling of Class 1 Liquids that, for 50 percent or more of the time it is in operation, its contents are continuously exposed to atmosphere and vulnerable to evaporation, or where a Class 1 Liquid at or above its flash point is exposed to atmosphere at any time during transfer, dispensing, or release. Continuous blending or maceration in uncovered vessels, open draining of Class 1 Liquids above their flash points, and the act of “bleeding”

heads (the initial vapors generated during distillation) or tails (the last vapors generated during distillation) to atmosphere are typically considered normally open.

NUISANCE FIRE ALARM. The activation of any fire alarm system resulting in a response by the Fire Department, caused by mechanical failure, malfunction, improper installation, lack of maintenance or other condition for which Fire Department personnel are unable to determine initiation of a valid alarm signal. (See Sections 401.5, “False Fire Alarm,” and 907.1.5).

OPERATIONS PERMIT. A permit issued in conjunction with the operations listed in Section 105.6.

OPERATOR. A competent person employed by a central alarm station and licensed by the Denver Fire Department to take such action as required for notification of the Denver Fire Department.

OTHER HEALTH HAZARD MATERIAL. A hazardous material which affects target organs of the body, including but not limited to, those materials which produce liver damage, kidney damage, damage to the nervous system, act on the blood to decrease hemoglobin function, deprive the body tissue of oxygen, or affect reproductive capabilities, including mutations (chromosomal damage) or teratogens (effects on fetuses).

OWNER. The owner of the dwelling, dwelling unit and/or rental unit, a mortgagee or vendee in possession, an assignee of rents, receiver, executor, trustee, or any other person, business, sole proprietorship, partnership, association, or corporation directly or indirectly in control of a building, structure or real property or their authorized agent.

PERMITABLE QUANTITY. The minimum amount of hazardous or any other regulated material allowed to be stored or used at a property before an operations permit is required by Section 105.6.

PILE. Independently stacked commodities possibly organized by separate spacers, dunnage, or pallets in which the demise of any storage container on a lower tier compromises the structural stability of the storage system.

PLUG-IN. CO alarm with battery backup, installed by being plugged into an electrical outlet for primary power.

PORTABLE TANK. A tank that is readily capable of being relocated within the facility, not permanently attached to immovable structure or ground, and not constructed of wood.

POST OIL PROCESSING. The process of refining essential oils after the extraction, including but not limited to, dewaxing and winterization processes.

PRESSURE VESSEL. Containers, intermediate bulk containers, processing vessels, and tanks that under normal conditions, are permitted to operate above 15 pounds per square inch gauge (psig; 103.4 kPa).

PROCESS DESCRIPTION. An operational description such as a flow chart of the sequence of events required to convert raw materials from the state in which they enter the APBF through each development point until the finished products are derived. The process description identifies all input and output materials and includes quantities, concentrations, temperatures, pressures, types of equipment, systems, etc. at each development point using code-based terminology; e.g., “37 gallons of 55% ABV at standard temperature and pressure (STP)” vs. “all the high wines collected.” All systems and processes utilized to produce all intermediate and finished products are required to be included in the description.

PROCESSING VESSEL. An open or closed vessel other than stills used in the manufacture of ethanol mixtures. Processing vessels include fermentation tanks, mash tuns, blending tanks, etc., but do not include long-term storage vessels such as vats or casks.

PROPERTY. As used in this chapter, shall include private and public land in the undeveloped and developed state including the buildings, structures, paving and all other immobile improvements; natural features such as trees, shrubbery and similar botanical growth; and vehicles, vessels, equipment, materials and similar movable items located on them.

RACK. Shelves or similar structural frame-supported system of tiers in which the demise of any storage container on a lower tier does not affect the structural stability of the storage system.

RADIO FREQUENCY MAINTENANCE PLAN. The radio frequency maintenance plan is a document developed and distributed by the building owner for the purpose of maintaining the Department of Safety radio system from harmful interference generated on the property or otherwise under the control of the owner.

RADIOACTIVE MATERIAL. Any material or combination of materials that spontaneously emits ionizing radiation.

REGULATED MATERIAL. Any material materials regulated by the fire code (as amended) for which an operations permit could be required including storage and/or use of hazardous materials, LPG, combustible dust operations.

RELEASE/UNAUTHORIZED DISCHARGE. Any spilling, leaking, pumping, pouring, emitting, emptying, discharging, injecting, escaping, leaching, dumping, or disposing into the environment (including the abandonment or discharging of barrels, containers, and other receptacles containing any hazardous substances or pollutant or contaminant).

REMOTE AREA. (c.f. NFPA 13). The specified floor area over which an assigned sprinkler density (in volume per minute per unit area) is required in the design of an automatic sprinkler system.

RUNNER. A qualified person who responds to the location where a reported fire alarm system has been activated for the purpose of silencing, restoring, or confirming that the system is restored to a normal condition.

SELF-SERVICE MOTOR FUEL-DISPENSING FACILITY. That portion of motor fuel-dispensing facility where flammable and combustible liquids, liquefied petroleum gas, compressed natural gas, or hydrogen motor fuels are dispensed from fixed approved dispensing equipment into the fuel tanks of motor vehicles by persons other than a motor fuel-dispensing facility attendant.

SENSITIZER. A chemical that causes a substantial proportion of exposed people or animals to develop an allergic reaction in normal tissue after repeated exposure to the chemical.

SINGLE-FAMILY DWELLING. Any improved real property used or intended to be used as a residence and that contains one dwelling unit.

SINGLE STATION ALARM. A single device comprised of a sensor, alarm-initiating device, control components, and an alarm notification appliance.

SINGLE STATION [CO] ALARM. A device comprised of a sensor, alarm-initiating device, control components, and an alarm notification appliance in one unit.

SLEEPING ROOM. A room furnished with a bed and primarily used for sleeping purposes.

SPIRIT. An ethanol mixture produced by the distillation of wine, wash, or a previously distilled spirit.

STATIONARY TANK. A tank not intended to be relocated that is physically attached to immovable structure or ground.

STILL. Any appliance in which distillation of an ethanol mixture is performed. For the purposes of Chapter 38, still includes pots, columns and condensing coils.

STORAGE AREA. ABPF or portion thereof where ethanol mixtures or materials incorporated or utilized in the manufacture of ethanol mixtures are held for maturation, awaiting transport, or subsequent handling (c.f., use area).

TANK. Any normally open or normally closed vessel having a capacity greater than 60 gallons (230 L) intended for storing or processing (but not transporting outside the facility) Class 1 Liquids, and equipped with provisions for emergency venting.

TENANT. A person or legal entity who rents a dwelling unit from the owner for a fixed period of time usually under the terms of a lease or a similar legal entitlement or agreement.

USE AREA. ABPF or portion thereof where ethanol mixtures or materials incorporated or utilized in the manufacture of ethanol mixtures are actively handled in processes such as fermentation, distillation, rectification, transportation, remixing, dispensing, bottling, blending, etc. (c.f., storage area).

VAT (also Foudre). A stationary tank constructed primarily of wood.

VESSEL. Used in Chapter 38 to reference reservoirs holding – unless otherwise noted – Class 1 Liquids including casks, containers, intermediate bulk containers, processing vessels, and tanks.

WALL HYDRANT. Valved 2-1/2-inch (64 mm) exterior standpipe connection.

WASH (also BEER, MALT LIQUOR). The ethanol mixture intended for distillation produced by the fermentation of mash or wort. For spirit production, wash and wine are analogous as precursors to distillation.

WINE. An ethanol mixture produced by the fermentation of organic products, namely fruits, including agave. For spirit production, wine and wash are analogous as precursors to distillation.

WINERY. An ABPF or portion thereof, including accessory uses, in which wine is produced.

WORT. The sugar solution strained from mash for fermentation.

CHAPTER 3 GENERAL REQUIREMENTS

SECTION 301 GENERAL

Section 301.2 Permits is replaced as follows:

301.2 Permits. Permits shall be required as set forth in Section 105.6 for the activities or uses regulated by Section 303–Asphalt Kettles; Section 304–Combustible Waste Material; Section 306–Motion Picture Projection Rooms and Film; Section 307–Open Burning, Recreational Fires and Portable Outdoor Fireplaces; Section 308–Open Flames; Section 309–Powered Industrial Trucks and Equipment; Section 311–Vacant Premises; Section 314–Indoor Displays; and 315– General Storage.

SECTION 302 DEFINITIONS

Section 302.1 Definitions is amended to read as follows:

302.1 Definitions. The following term is defined in Chapter 2:

ELECTROLYTE

SECTION 304 COMBUSTIBLE WASTE MATERIAL

Section 304.2.1 Required storage conditions is added as follows:

304.2.1 Required storage conditions. Combustible rubbish kept or accumulated within or adjacent to buildings, structures or residential dwelling units shall be in containers complying with this code, or in rooms or vaults constructed of non-combustible materials.

Exception: Storage, accumulation, use and handling of combustible rubbish and waste, newspapers, magazines, etc. not in excess of 10 cubic feet aggregate.

Section 304.3 Containers is replaced as follows:

304.3 Containers. Combustible rubbish, and waste material kept within or near a structure shall be stored in accordance with IFC Sections 304.3.1 through 304.3.6 as amended.

Section 304.3.5 Removal is added as follows:

304.3.5 Removal. Combustible rubbish stored in containers outside of noncombustible vaults or rooms shall be removed from buildings at least once each working day.

Sections 304.3.6 Waste material handling operations and 304.6.1 Permits are added as follows:

304.3.6 Waste material handling operations. Occupancies exclusively performing commercial rubbish handling or recycling shall maintain rubbish or product to be processed or recycled as follows:

1. In approved vaults
2. In covered metal or metal-lined receptacles or bins, or

3. Completely baled and stacked in an orderly manner in an approved location.

304.3.6.1 Permits. A permit shall be required as set forth in Section 105.6 for a Waste Material Handling Plant.

Section 304.3.7 Container location is added as follows:

304.3.7 Container location. A permit shall be required for the installation and maintenance of a waste receptacle with a capacity greater than 20 cubic feet. A site plan depicting the location of the waste receptacle must be submitted for approval prior to installation and anytime the waste receptacle is relocated. Toxic, explosive, flammable, chemical, infectious, radioactive materials and any other hazardous waste shall not be disposed of in the general waste dumpster(s). The waste receptacle(s) shall not be placed within fifteen (15) feet of combustible walls, openings, or combustible roof eave lines. The waste receptacle shall not obstruct emergency vehicular access or positioning for fire ground operations.

SECTION 308

OPEN FLAMES

Section 308.1.4 Open-flame cooking devices is replaced as follows:

308.1.4 Open-flame cooking devices. No gas-fired grills, charcoal grills, or other similar devices used for cooking, heating, or any other purpose, shall be used or kindled on any balcony or under any overhanging portion or within 10 feet (3 m) of any structure.

Exceptions:

1. One- and two-family dwellings.
2. LP-gas burners having an LP-gas container with a water capacity not greater than 2.5 pounds [nominal 1 pound (0.454kg) LP-gas capacity]. Two extra 1 pound LP-gas containers may be stored on the balcony.
3. Listed natural gas appliances shall be permitted on balconies when installed in accordance with the *International Fuel Gas Code* and supplied by the building's natural gas system.
4. Listed electric ranges, grills, or similar electrical apparatus shall be permitted.

SECTION 309

POWERED INDUSTRIAL TRUCKS

Section 309.2 Battery chargers is replaced as follows:

309.2 Battery-charging operations. Battery-charging operations shall be located in areas designated for such purpose. Where on-board chargers are used, charging shall be accomplished at locations designated for such purpose.

309.2.1 Battery chargers. Battery chargers shall be of an approved type. Combustible storage shall be kept a minimum of 3 feet (915 mm) from battery chargers.

309.2.2 Battery-charging areas. Battery-charging areas shall be kept free of extraneous combustible materials. Battery charging shall not be conducted in areas accessible to the public.

309.2.2.1 Battery-charging area fire protection. Where aggregate electrolyte capacity exceeds 100 gallons, battery-charging areas shall be protected with an automatic sprinkler system in accordance with NFPA 13.

Exception: Automatic sprinklers shall not be required where the amount of electrolyte per battery-charging area is 100 gallons or less and the battery-charging areas are separated by a minimum of 75 feet.

309.2.2.2 Battery-charging area construction. Where aggregate electrolyte capacity exceeds 100 gallons, battery charging areas shall be separated from the other portions of the building with a one-hour fire barrier constructed in accordance with IBC Chapter 7.

Exceptions:

1. One-hour fire barriers shall not be required where the amount of electrolyte per battery-charging area is 100 gallons or less and the battery-charging areas are separated by a minimum of 75 feet.
2. In buildings that are protected throughout with an automatic sprinkler system in accordance with NFPA 13, one-hour fire barriers shall not be required where the amount of electrolyte per battery charging area is 200 gallons or less and the battery-charging areas are separated by a minimum of 75 feet.

309.2.2.3 Smoking prohibited. Smoking shall be prohibited in battery-charging areas. “No Smoking” signs shall be provided in the charging area in accordance with IFC Section 310.3.

309.2.2.4 Neutralization. An approved method and materials capable of neutralizing a spill from the largest battery to a pH between 5.0 and 9.0 shall be provided.

309.2.2.5 Spill control. Each rack or tray of batteries shall be provided with a liquid-tight 4-inch minimum spill control barrier which extends at least one-inch beyond the battery rack in all directions. Alternative methods of spill control are subject to approval by the fire code official.

Exceptions:

1. Spill control shall not be required where the amount of electrolyte per battery-charging area is 100 gallons or less and the battery-charging areas are separated by a minimum of 75 feet.
2. In buildings that are protected throughout with an automatic sprinkler system in accordance with NFPA 13, spill control shall not be required where the amount of electrolyte per battery charging area is 200 gallons or less and the battery-charging areas are separated by a minimum of 75 feet.

Section 309.3 Ventilation is replaced as follows:

309.3 Ventilation. Where aggregate electrolyte capacity exceeds 100 gallons, continuous ventilation shall be provided at a rate of not less than 1 cu-ft./min/sq. ft. of designated battery-charging area.

Exceptions:

1. Ventilation systems shall not be required where the amount of electrolyte per area is 100 gallons or less and the battery-charging areas are separated by a minimum of 75 feet.

2. In buildings that are protected throughout with an automatic sprinkler system in accordance with NFPA 13 ventilation systems shall not be required where the amount of electrolyte per battery charging area is 200 gallons or less and the battery-charging areas are separated by a minimum of 75 feet.

Section 309.7 Signage is added as follows:

309.7 Signage. Doors into battery-charging areas shall be provided with approved signs. The signs shall state that:

1. The room contains energized battery systems.
2. The room contains energized electrical circuits.
3. The battery electrolyte solutions are corrosive liquids.

SECTION 315

GENERAL STORAGE

Section 315.4.3 Pile size, aisles and driveways is added as follows:

315.4.3 Pile size, aisles and driveways. Combustible material shall be piled with due regard to stability of piles and in no case higher than twenty (20) feet. When the area used for outside storage exceeds fifty (50) feet, but is less than one hundred fifty (150) feet, in any dimension, aisles of not less than eight (8) feet clear width shall be provided between piles. When the area used for outside storage exceeds one hundred fifty (150) feet in any dimension, a driveway between and around piles shall be at least fifteen (15) feet in width and maintained free of rubbish, equipment or other articles or materials. Driveways shall be so spaced that a maximum grid system unit of fifty (50) feet by one hundred fifty (150) feet is produced.

SECTION 316

HAZARDS TO FIRE FIGHTERS

Section 316.7 Fences, walls, retaining walls and similar barriers is added as follows:

316.7 Fences, walls, retaining walls, and similar barriers. The use of barbed wire or any other sharp-pointed material, devices or features that deliver a physical or health hazard on, as, or on top of, fences, walls, retaining walls, or similar barriers, regardless of height, is prohibited except as provided in accordance with Section 316.7.1.

Exception: Barbed wire may be installed where approved by the fire code official and a permit is obtained in accordance with Section 105.6.

Section 316.7.1 Electrified fences is added as follows:

316.7.1 Electrified fences. Electrified fences may be permitted by specific approval of the fire code official. Requirements and submission for an electrified fence shall comply with DFD policy 316-1. All fences shall be designed in accordance with IBC Sections 1609 and 1807. Only fences powered by a 12-volt direct current (DC) power source shall be considered.

Section 316.8 Confined spaces is added as follows:

316.8 Confined spaces. Tanks that contain materials that would not contain enough oxygen to support life or contain a toxic atmosphere shall have at each entry point; a warning sign posted indicating the need for procedures for safe entry into confined spaces.

SECTION 317

ROOFTOP GARDENS AND LANDSCAPED ROOFS

Section 317.1 General is replaced as follows:

317.1 General. Rooftop gardens and landscaped roofs shall be installed and maintained in accordance with Sections 317.2 through 317.6 and Section 1505 and 1507.16 of the *International Building Code* and shall be installed in accordance with ANSI/SPRI-VF-1 and the administrative and design requirements for vegetated roofs in the Department of Community Planning and Development and Department of Public Health and Environment Rules Governing Green Buildings.

Section 317.1.1 Vegetated roofing system materials is added:

317.1.1 Vegetated roofing system materials. In buildings of Type V, IV, III, or II-B construction, the vegetated roofing system materials shall contain assemblies that include modular trays or containers that do not exceed 4 square feet per tray or container, weigh no more than 180 pounds per tray or container when fully saturated and vegetated, and do not present excessive burning characteristics as evaluated by the Fire Code Official.

Exception. The Fire Code Official may allow vegetated roofing system materials that do not contain assemblies that include modular trays or containers when an *owner* can provide sufficient evidence that the rooftop garden or landscaped roof allows fire fighters or emergency responders to conduct ventilation during firefighting efforts and post-fire salvage and overhaul operations.

Section 317.6 Fire access is added:

317.6 Fire access. All roofs containing vegetated areas shall be afforded access via exit stairways and fixed permanent ladders to upper roofs. The exit stairways and fixed permanent ladders to upper roofs shall be located within 230 feet from any vegetated area. Access points shall be separated by a minimum of 10 feet from the vegetated areas.

Exceptions:

1. In buildings less than 4 stories in height, exit stairways and fixed permanent ladders need not be provided, but there shall be a minimum 8 foot wide clear perimeter around the edges of the roof.
2. In existing buildings, the Fire Code Official shall approve methods of access to all vegetated areas.

CHAPTER 4

EMERGENCY PLANNING AND PREPAREDNESS

SECTION 401

GENERAL

Section 401.1 Scope is amended by deleting the Exception.

Section 401.3 Emergency responder notification (subsections 401.3.1 through 401.3.3 are deleted) is replaced as follows:

401.3 Emergency responder notification. In the event of an emergency, including but not limited to, unwanted fire, hazardous materials discharge, medical incident, or environmental calamity including utility malfunction, occurs on a property, the owner, occupant, or other person in responsible charge of the property or portion thereof, including tenants employees and property or equipment maintenance personnel, shall immediately report the emergency to 911 unless the Fire Department has approved an alternative emergency procedure for the event. Building employees, tenants and maintenance personnel shall implement the appropriate emergency plans and procedures. No person shall, by any means, require or otherwise purposely cause any delay in the reporting of an emergency.

Section 401.3.1 Evidence of emergency is added as follows:

401.3.1 Evidence of emergency. Upon discovery of evidence of an unwanted fire, hazardous materials discharge, medical incident, or environmental calamity, even though it appears to have been extinguished or otherwise stabilized, the owner, occupant, or any other person in responsible charge of the property or portion thereof, including tenants, employees and property or equipment maintenance personnel shall immediately notify the Fire Department of the evidence including what is known of the location and circumstances. Such evidence shall not be disturbed, thus preserving data for the Fire Department to conduct an investigation.

401.3.2 Elevator entrapment communication procedures. Upon an entrapped party's activation of the elevator car 2-way communication system required by ASME A17.1, the authorized personnel receiving the call (call recipient), shall request the following information:

1. The number of occupants in the car; and
2. Whether any occupants are in medical distress; and
3. Whether smoke or fire is apparent; and
4. Whether any occupant has a physical or mental handicap

If the response to 2, 3 and 4 above are all negative and the call recipient is located at a call center remote from the elevator location, the call recipient shall immediately notify the appropriate emergency contact for the property. Once known, the call recipient shall provide the trapped party with the estimated time of arrival of assistance.

The call recipient shall immediately notify the Fire Department if any of the following occur:

1. The response to either 2, 3 or 4 above is affirmative.

2. Communication with a trapped party is lost prior to obtaining the information required above and cannot be re-established within 5 minutes.
3. The expected authorized building or elevator contractor or technician is unable to respond within 20 minutes of the first notification of entrapment.
4. There is contact from the same stalled elevator 20 minutes after the original call indicating that help has not arrived.

401.3.3 Procedures. Written emergency evacuation procedures shall be made and kept on the premises. The procedures shall identify the hazards and safety precautions required in evacuating passengers from a stalled elevator. After responding to a trapped party incident, the fire department shall be notified immediately if any of the following occur;

1. Authorized building personnel responding to the incident determine that the elevator platform is not securely established within 7 inches of a landing.
2. Qualified elevator personnel responding to the incident determine that the elevator platform cannot be securely established within 18 inches of a landing.
3. It is found by any responding party that; any trapped occupants are in medical distress, smoke or fire is apparent and/or any occupant has a physical or mental handicap.

Any personnel responding to an elevator trapped party incident may contact the fire department at any time during the event as they deem necessary.

401.3.4 Records. A record of authorized and sufficiently trained personnel responsible to respond to a trapped party elevator incident shall be maintained on the premises. Records of elevator entrapment incidents shall be maintained on site to include; date, time of responder arrival, car designation, number of trapped occupants, event resolution, cause, and remedial action taken.

Section 401.5 Making false report is replaced as follows:

401.5 False alarm. No person shall deliberately or maliciously report a fire or unauthorized discharge of hazardous materials when that person knows that no fire or discharge exists. The person responsible for the false alarm shall reimburse the City for the total cost of responding to the false alarm.

Section 401.9 Misleading information is added as follows:

401.9 Misleading information. It shall be unlawful for a person to willfully make any false, fraudulent, misleading, or unfounded report or statement or to willfully misrepresent any fact with the intention of misleading any Fire Department personnel or interfering with Fire Department operations.

SECTION 402 DEFINITIONS

Section 402.1 Definitions is amended as follows:

402.1 Definitions. The following term is defined in Chapter 2:

PROPERTY

**SECTION 403
EMERGENCY PREPAREDNESS REQUIREMENTS**

Section 403.8.1.6 Resident participation in drills is replaced as follows:

403.8.1.6 Resident participation in drills. Emergency evacuation drills shall involve the actual evacuation of residents to a selected assembly point.

Section 403.12.2 Public safety plan for gatherings is amended by adding the following to the list of items required to be addressed in the public safety plan:

- Fire hydrant locations
- Local fire protection (suppression and alarm)
- Public assembly areas
- Emergency procedures and employee training
- All other conditions possibly hazardous to life, property or public welfare in the occupancy

Section 403.13 Facility manager certification is added as follows:

403.13 Facility manager certification. All personnel responsible for facility maintenance, fire safety emergency procedures, evacuation plans, evacuation drills, employee training and response procedures, hazard communication, resident training, tenant identification, emergency response team formulation and training, hazardous materials management plans, hazardous materials inventory statement, etc. shall complete a Denver Fire Department training course and shall have a current certification by the Denver Fire Department.

**SECTION 404
FIRE SAFETY EVACUATION AND LOCKDOWN PLANS**

Section 404.2 Contents is replaced as follows:

404.2 Contents. Fire safety and evacuation plan contents shall be in accordance with IFC Sections 404.2.1, 404.2.2 as amended and Denver Fire Department policy on Emergency Procedures and Emergency Evacuation.

Section 404.2.2 Fire safety plans is amended by adding item 8 as follows:

8. Provide a description of the building's life safety systems including fire alarm, fire sprinkler (including special suppression, standpipes, fire pumps, etc.), smoke control, elevator recall, areas of refuge, emergency power, etc.

**SECTION 405
EMERGENCY EVACUATION DRILLS**

Section 405.1 General is amended by adding the following after the last sentence:

It shall be unlawful to refuse to participate or to interfere with Fire Department personnel conducting an emergency evacuation drill.

Section 405.10 Extent of evacuation is added as follows:

405.10 Extent of evacuation. Fire and evacuation drills shall include the complete evacuation from the building of all persons required to participate. It shall be a violation of this code to refuse to participate or to interfere with the Fire Department personnel conducting a fire and evacuation drill.

CHAPTER 5 FIRE SERVICE FEATURES

SECTION 502

DEFINITIONS

Section 502.1 Definitions is amended as follows:

502.1 Definitions. The following term is defined in Chapter 2.

LOWEST LEVEL OF FIRE DEPARTMENT VEHICLE ACCESS

SECTION 503

FIRE APPARATUS ACCESS ROADS

Section 503.1.1 Buildings and facilities is amended by adding the following to the end of the last sentence:

...and the interior of all courts (also see Section 504.5). The approved route shall be not less than a 3-foot wide access walkway leading from fire apparatus access roads to all portions of the exterior walls of the first floor.

Section 503.1.1 Buildings and facilities, Exception 1, Item 1.1 is replaced and Exception 3 is added as follows:

1.1 Where a building is equipped throughout with an approved automatic sprinkler system installed in accordance with IFC Sections 903.3.1.1 or 903.3.1.2, the 150 feet dimension may be increased to 250 feet.

3. A lesser width may be provided when approved by the fire code official.

Section 503.2.1 Dimensions is rep

laced as follows:

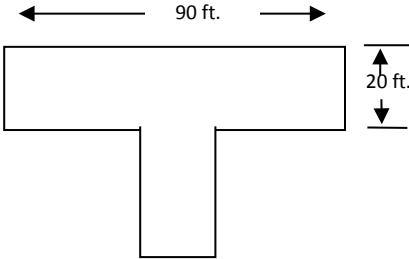
503.2.1 Dimensions. Fire apparatus access roads shall comply with currently adopted *Public Works Rules and Regulations for Standard Right-of-Way Cross Sections and Utility Locations* but shall have an unobstructed width of not less than that allowed in Table 503.2.1, exclusive of shoulders, except for approved security gates in accordance with Section 503.6 and an unobstructed vertical clearance of not less than 13 feet 6 inches.

Exception: Existing fire apparatus access roads shall have an unobstructed width per Table 503.2.1.

Table 503.2.1 Minimum Clear Street Widths for Existing Emergency Fire Apparatus Access Roads

Note: This table does not apply to new fire apparatus access roads, which need to comply with Public Works Rules and Regulations. Rather, this table applies when development of a use identified in the table occurs along an existing fire apparatus access road and the existing road does not comply with Denver Fire Code unobstructed width requirements for a newly constructed fire apparatus access road. If the existing unobstructed width is greater

than the widths listed in this table, but less than the width for new fire apparatus access roads (i.e., 20 feet), then the existing unobstructed width shall not be reduced.

| Type of Building/Structure To Be Served by Existing Fire Apparatus Access Road | Minimum Unobstructed Width ^{1,2} |
|---|---|
| Single-family detached buildings, two-dwelling unit attached buildings, or townhouses with alleys | 14 feet |
| Single-family detached buildings, two-dwelling unit attached buildings, or townhouses without alleys but with driveways that extend to the road | 16 feet |
| Single-family detached buildings, two-dwelling unit attached buildings, or townhouses without alleys or driveways that extend to the road | 16 feet |
| Multi-family residential buildings, three (3) stories or less AND with 15 or less dwelling units per building ³ | 16 feet |
| <ul style="list-style-type: none"> • Multi-family non-high-rise buildings, four (4) or more stories OR with 16 or more dwelling units per building³ • Non-residential non-high rise buildings/structures | 20 feet with an additional 40-foot (length) of “no parking” fire lane at the main entrance of the building. If 25 feet or greater unobstructed width is provided, a 40-foot “no parking” fire lane is not required. |
| High-rise buildings/structures ³ | <p>20 feet with an additional 40 feet (length) of “no parking” fire lane at the main entrance of the building. If building/structure is located on a corner, 20 feet is required on 2 sides of the building.</p> <p>If 25 feet or greater unobstructed width is provided, a 40-foot “no parking” fire lane is not required.</p> |
| Cul-de-sac | 90 feet in diameter |
| <p>Hammerhead turnaround</p>  <p>The diagram shows a hammerhead turnaround layout. It consists of a horizontal rectangular section and a vertical rectangular section extending downwards from the center of the horizontal section. A double-headed arrow above the horizontal section is labeled '90 ft.', indicating its width. A double-headed arrow to the right of the vertical section is labeled '20 ft.', indicating its width.</p> | 20 feet wide by 90 feet long |

¹ Based on 8 ft. parking and 18 inch curb-to-tire widths in accordance with City and County of Denver standards, unless a 7 ft parking lane is allowed by Denver Fire when existing streets are 32 ft. wide or less.

² Where a fire apparatus access road serves two or more uses, the larger required minimum unobstructed width shall be maintained.

³A multi-family building with commercial on the first floor shall comply with the non-residential non-high-rise minimum clear width requirement, except that high-rise buildings/structures shall comply with high-rise minimum clear width requirement.

Section 503.2.3 Surface is replaced to read as follows:

503.2.3 Surface. All-weather permanent fire access surfaces shall be asphalt, concrete, or other approved surface. Temporary fire access surfaces during construction are permitted to consist of a gravel road base or asphalt or other approved surface. See IBCA Section 1607 for Fire Department apparatus loading.

Section 503.2.3.1 Private fire apparatus access road surface design is added as follows:

503.2.3.1 Private fire apparatus access road surface design. Design of private fire apparatus access roads shall be in accordance with Fire Department policy.

Section 503.2.4 Turning radius is replaced as follows:

503.2.4 Turning radius. The required turning radius of a fire apparatus access road shall be a minimum of 25 feet inside and 50 feet outside.

Section 503.2.6.1 Grade-level structural deck is added as follows:

503.2.6.1 Grade-level structural deck. See IBCA Chapter 16 for structural loading. All structural decks shall have permanent, all-weather load posting sign(s) indicating gross maximum vehicle loads, maximum tandem axle load and maximum single-axle load. Signs shall be posted in a conspicuous location at each deck entrance and shall be maintained by the owner at all times.”

Sections 503.6.1 Width and 503.6.2 Approved means of emergency operation are added as follows:

503.6.1 Width. Security gates across a fire apparatus access road shall be a minimum 16 feet wide.

503.6.2 Approved means of emergency operation. Secured gates across a fire apparatus access road shall be provided with one or more of the following features:

1. Key box in accordance with IFC Section 506.
2. An approved lock
3. Chains used to secure gates shall be ¼-inch maximum, non-case hardened steel.
4. Emergency operation approved by fire code official.

SECTION 504

ACCESS TO BUILDING OPENINGS AND ROOFS

Section 504.1 Required access is amended by adding the following at the end of the paragraph:

A five-foot wide (1524 mm) access walkway leading from fire apparatus access roads to required exterior openings shall be provided. The location and configuration shall be approved by the fire code official.

Exception: The fire code official is allowed to require a lesser width.

Section 504.4 Roof hatches is added as follows:

504.4 Roof hatches. See Section 1011.12.2.1.

Section 504.5 Courts is added as follows:

504.5 Courts. Access to grade level courts shall be provided from two remote locations. Access points shall be comprised of breezeways not less than 6 feet (1829 mm) wide and not less than the height of the first story of the building. Locations shall be approved by the fire code official (see also IFC Sections 202, 1004.5, 1028.4 and IBC Section 1206.3).

SECTION 505

PREMISES IDENTIFICATION

Section 505.1 Address identification is replaced and an Exception added as follows:

505.1 Address identification. New and existing buildings shall be provided with approved address identification. The address identification shall be legible and placed in a position that is visible from the street or road fronting the property. Address identification characters shall contrast with their background. Address numbers shall be Arabic numbers or alphabetical letters. Numbers shall not be spelled out. Each character shall be not less than 4-six inches (153 mm) high with a minimum stroke width of 3/4 inch (19.1 mm). Where required by the fire code official, address identification shall be provided in additional approved locations to facilitate emergency response. Where access is by means of a private road and the building cannot be viewed from the public way, a monument, pole or other sign or means shall be used to identify the structure. Address identification shall be maintained.

Exception: Existing dwellings regulated by the IRC.

SECTION 507

FIRE PROTECTION WATER SUPPLIES

Section 507.2 Type of water supply is replaced as follows:

507.2 Type of water supply. A water supply shall be connected to a reliable public water works system.

Section 507.2.1 Private fire service mains is deleted in its entirety.

Section 507.2.2 Water tanks is replaced as follows:

507.2.2 Water tanks. New water tanks for fire protection shall be prohibited.

Exceptions:

1. Water tanks for fire protection, when approved by the fire code official, are permitted for NFPA 13D systems in accordance with IFC Section 903.3.1.3 or IRC Section P-2904.
2. Existing water tanks for fire protection that were previously approved by the Fire Department. These tanks shall be inspected, tested and maintained in accordance with NFPA 25.

Section 507.2.3 Water supply serving high-rise buildings is added:

507.2.3 Water supply serving high-rise buildings. High-rise buildings shall be supplied by connections to a minimum of two public water mains located in different streets. Separate supply piping shall be provided between each water main connection and the building. Backflow prevention devices and flow switches shall be provided in accordance with Section 912.6 at each water main entry to the structure. Each fire main shall be sized to meet the full demand of the fire protection system at each connection to achieve redundancy.

Exception:

Where approved by the fire code official, high-rise buildings without access to different water mains shall have two fire main connections to the same public main. The public main shall have valves such that an interruption of one water source can be isolated so that water supply will continue without interruption through the other connection. The two required fire mains shall have a minimum separation distance from each other of five (5) feet at all points from the public main to the building. Each fire main shall be sized to meet the full demand of the fire protection system at each connection to achieve redundancy.

Section 507.3 Fire flow is replaced as follows:

507.3 Fire flow. Fire flow requirements shall be as determined in IFC Appendix B, as amended. Each new or existing fire hydrant as required in accordance with IFC Appendix C, as amended, shall be capable of providing not less than 1500 GPM at 20 PSI residual pressure.

Section 507.5.1 Where required is replaced as follows:

507.5.1 Where required. See Section 507.3.

Section 507.5.3 Private fire service mains and water tanks is replaced as follows:

507.5.3 Private fire service mains and water tanks. Private fire service mains and water tanks are not permitted except for existing systems previously approved by the Fire Department or as allowed in Section 507.2.2. Existing private service mains and water tanks shall be periodically inspected, tested and maintained in accordance with NFPA 25 at the following intervals:

1. Private fire hydrants (all types): Inspection annually and after each operation; flow test and maintenance annually.
2. Fire service main piping: Inspection of exposed, annually; flow test every five years.
3. Fire service main piping strainers: Inspection and maintenance after each use.

SECTION 508

FIRE COMMAND CENTER

Section 508.1 General is replaced as follows:

508.1 Fire command center (FCC). Where required by Section 907, buildings shall be provided with an FCC in accordance with this section. No piping, ducts or equipment foreign to required fire operations shall be permitted to enter, pass through or be installed within the FCC. Scale drawings of the FCC showing the location of all equipment and features, in plan and elevation views, shall be submitted for approval prior to installation.

Section 508.1.1 Location and access is replaced as follows:

508.1.1 Location and access. The FCC shall:

1. Be on the ground floor, and
2. Have a secured entrance directly accessible to and in immediate proximity of the main building entrance.
3. Have access within the building to all fire service access elevators.

Exception: Unless otherwise approved by the fire code official.

Section 508.1.2 Separation is replaced as follows:

508.1.2 Separation. To meet the system survivability requirements of NFPA 72, the FCC shall be separated from the remainder of the building by not less than a 2-hour fire barrier constructed in accordance with IBC Section 707 or a horizontal assembly in accordance with IBC Section 711 or both.

Section 508.1.6 Required features is replaced as follows:

508.1.6 Required features. The FCC shall contain the following:

1. Emergency voice/alarm communication system unit in accordance with IFC Section 907.5.2.2, as amended.
2. Fire Department communication system in accordance with Section 907.2.13.2.
3. Fire alarm control unit and annunciator in accordance with Sections 907.1.5 and 907.6.4.1.
4. Elevator status/control panel in accordance with Section 907.2.13.6.
5. Firefighter's smoke control panel in accordance with Section 909.8.
6. Manual controls for simultaneously unlocking stairway and refuge area doors in accordance with IBCA Appendix Q.
7. Emergency generator status panel in accordance with Section 907.2.13.7.
8. Telephone with controlled access to a public telephone network.
9. Fire pump remote status panel in accordance with Section 907.2.13.8.
10. Building as-built construction plans indicating typical floor and roof plans, detailing the building core, means of egress, fire protection system drawings, firefighting equipment, fire department access, interior generator and utility shut-off locations. These drawings shall be protected from damage and immediately accessible to the fire department. A storage rack to support these drawing shall be provided.
11. Building site plan with "North" orientation, local street intersection, fire hydrants, Fire Department connections, building entries, exterior generator and fuel locations and exterior utility shut-off locations.
12. Work table 3' x 5' and chair.
13. Public address system equipment, where specifically required by other sections of this code.
14. A key vault approved by the fire department to house keys to access mechanical and electrical equipment.
15. Two-way communication required by: IFC Sections 1009.6.5 and 1009.8, as amended, IBCA Appendix Q, Section Q106.1.7, Exception 3(b), IBC Section 3008.6.6 and two-way communication system required for elevator communication in accordance with ASME A17.1.
16. Multi-level lighting control. Separately switched lamps or dimming control is acceptable. Dimming of fluorescent fixtures shall be by EMI/RFI shielded devices.
17. Mass Notification System (MNS) equipment
18. Heating/cooling zone or system.

508.1.7 Heating/cooling zone or system for FCC. A separate heating/cooling zone or system operating continually shall be provided for the Fire Command Center.

SECTION 509

FIRE PROTECTION AND UTILITY EQUIPMENT IDENTIFICATION AND ACCESS

Section 509.3 Access to fire pumps is added as follows:

509.3 Access to fire pumps. Access to fire pumps in new buildings shall be located at grade level with the level having direct access to outside or located one level below grade. Pump rooms that are located one level below grade shall be placed such that there are no intervening rooms between the stairway door serving that level and the pump room. Door serving the pump room shall be within 25 ft. of the stairway door. The stairway that serves the lower level shall exit directly to outside. Where a dedicated stairway is provided to access the pump room and mechanical rooms, stairway width shall not be less than 36 inches. Location of the fire pump room is subject to approval by the fire code official.

Section 510 Emergency Responder Radio Coverage is replaced as follows:

SECTION 510

EMERGENCY RESPONDER RADIO ENHANCEMENT COVERAGE SYSTEM (RES)

510.1 Emergency responder radio enhancement system coverage in buildings. Where required by Section 916, buildings shall have approved radio coverage for emergency responders within the building based upon the existing coverage levels of the Department of Safety communication system at the exterior of the building. Systems shall operate at the frequency of 806-816MHz and 851-861MHz. This section shall not require improvement of the existing Department of Safety communication system. Active components Bi-directional Amplifiers (BDA), Distributed Amplifier System (DAS) controller, UPS), of the RES system shall be installed in a room separated from the remainder of the building by a minimum 1-hour fire-resistance rated fire barrier constructed in accordance with IBC Section 707 or a one hour fire resistance rated horizontal assembly constructed in accordance with IBC Section 711 or both. The Emergency Responder Radio Enhancement Coverage system shall be a standalone system totally dedicated to public safety and no components of this system may be shared with any other radio or cell phone systems. Modification, alteration, repair or removal of any RES system or component is specifically prohibited without the approval of the fire code official.

Exception: Where it is determined by the fire code official that current radio coverage within the building is adequate, written documentation of the compliance of radio coverage shall be maintained on site. See Section 916 for testing requirements.

510.1.1 Coverage Requirement. The radio system control channel signal level shall exceed -100 dBm at 95% or more of the locations measured within each floor plate. Equivalently, the service area reliability shall be 95% or greater on each floor of the structure and parking areas. All designated areas of refuge, Fire Command Centers, stairwells, main building lobbies and elevator lobbies shall have 100% signal coverage of -100dBm or stronger.

510.2 Radio systems. The RES system shall meet the coverage requirements defined in this section, and comprise one of following; bi-directional amplifiers with radiating (“leaky coax”) cable, a discrete distributed antenna system or other fire department approved equivalent technology. Radio communications systems shall only operate on the frequency range of 806-816MHz and 851-861MHz. All active electronic components in the RES system shall be powered by a dedicated uninterruptible power source (UPS) with a minimum backup time of 12 hours with all amplifiers at rated output. The UPS input circuit shall be a dedicated circuit and any cord and plug connection(s) shall be secured in an approved cabinet to prevent inadvertent disconnection. The circuit shall also be connected to the emergency generator where one is provided. The circuit shall be provided with a “lock-on” device. The RES system shall be maintained in an operative condition at all times.

Exceptions:

1. In buildings provided with an emergency generator in accordance with IFC Section 604, as amended, UPS minimum battery capacity shall be permitted to be 4 hours.
2. Where a legally required standby generator is installed in accordance with IFC Section 604, as amended and the UPS input circuit is automatically transferred to the generator source, UPS minimum battery capacity shall be permitted to be 4 hours.

510.2.1 Requirements. The system shall effectively operate throughout the structure in accordance with this section. Radio communication coverage is required throughout parking garages and all areas below grade. Acceptance of the installed communication system shall be based upon Fire Department approval of the acceptance test as described below. All RES equipment shall be FCC compliant.

510.2.1.1 Acceptance test. Test procedures shall comply with DFD Policy 510-1. Measurement locations shall be uniformly distributed to the extent practical. There shall be at least 10 sampling measurements per 4,000 sq. ft. (one per every 20 foot X 20 foot square) of gross building area. Adequate radio coverage shall be determined for the structure and parking areas separately. Elevators, stairways and enclosed areas within each grid must be included in the testing. Where grid points exhibit marginal RF signal levels, DFD personnel will perform a radio test to determine if intelligible transmissions can be made through the enhanced radio system to and from the individual grid point without the need for retransmission. If this test fails, communications will be considered inadequate at that grid location and that grid will have failed to meet the required signal level.

510.2.1.2 Periodic testing. RES shall be tested annually and at five-year intervals in accordance with DFD Policy 510-1. Additional testing may be required by the department where building modifications have the potential to degrade system performance.

510.2.1.3 Failure detection. RES equipment, including the RES amplifier and DAS controller if available, shall have failure detection circuitry which provides detection of mechanical, electrical and power failure of these components, as well as oscillation detection capability which will reduce the amplifier output to zero in the event of system oscillation. Detection of any failure output from an amplifier or main DAS controller, if provided, shall annunciate at the building fire alarm panel and result in a distinct local audible notification and transmission of a supervisory signal to the central monitoring station. RES system repairs shall be accomplished within 72 hours.

510.2.1.4 Permits. A construction permit is required prior to installation or replacement of any RES. Submittal and approval of shop drawings are required to obtain a permit. Permits shall only be issued to companies possessing a current Denver Electrical Signal or Electrical Contractors license and a valid Fire Department issued certificate. An annual Denver Fire Department permit for the RES shall be obtained and maintained current by the building owner. Alterations, modifications, repairs and required testing of RES shall require an operational permit issued by the department to the DFD licensed contractor performing the work.

510.2.1.5 Information signs. A legible sign stating **“THIS BUILDING IS EQUIPPED WITH A PUBLIC SAFETY RADIO REPEATER SYSTEM”** shall be conspicuously posted at the fire alarm panel. An additional sign stating **“THIS BUILDING IS EQUIPPED WITH A PUBLIC SAFETY RADIO REPEATER SYSTEM-- DO NOT TAMPER WITH OR DISCONNECT,”** shall be located at each RES amplifier location. Signs shall be constructed of plastic or metal and shall be approved by the fire code official.

510.2.1.6 Shop drawings. Shop drawings, including RF grids, shall be submitted in accordance with Appendix N and approved prior to installation of any RES. Drawings shall be a deferred submittal in accordance with IBCA Section 133. Three (3) sets of scaled, engineered hardcopy installation shop drawings shall be provided in addition to one set of all documents in electronic format (.pdf). Documents shall be of sufficient clarity and detail to fully describe the proposed installation and equipment. Handwritten notes or comments on drawings are not acceptable.

510.3 Wiring methods. Installation wiring for radio communications shall comply with the manufacturer's recommendations, equipment listings, NFPA 72 and NFPA 70 (NEC). Radiating cables shall be FCC type approved and installed using manufacturer's specifications to secure cables to the supporting structure. All terminations shall be made with manufacturer's approved devices. Cable cuts shall be made with manufacturer approved tools and methods. Limited-use cable is not permitted. All membrane or through penetrations shall comply IBC Section 714.

510.3.1 RES riser cable in high rise buildings. In high rise buildings, installation of riser cable and amplifiers for distributed antenna systems shall be located in stacked electrical rooms or telephone rooms or shaft enclosures separated from the remainder of the floor by not less than a one-hour fire resistance rated fire barrier shaft constructed in accordance with IBC Section 707 or 713. Wiring runs from an RES unit amplifier to a riser shall be separated from the remainder of the building by a minimum 1-hour fire-resistance rated fire barrier constructed in accordance with IBC Section 707 or a one hour fire-resistance rated horizontal assembly constructed in accordance with IBC Section 711, or both.

510.3.1.1 RES riser cable in non-high rise buildings. In building construction type of V-A, Heavy Timber, III-A, II-A, I-A, and I-B installation of riser cable and amplifiers for distributed antenna systems shall be located in stacked electrical rooms, telephone rooms or shaft enclosure separated from the remainder of the floor by not less than a one-hour fire-resistance rated fire barrier constructed in accordance with IBC Section 707 or 713. Wiring runs from an RES unit amplifier to a riser shall be separated from the remainder of the building by a minimum 1-hour fire-resistance rated fire barrier constructed in accordance with IBC Section 707 or a one hour fire-resistance rated horizontal assembly constructed in accordance with IBC Section 711, or both.

510.4 Maintenance. Maintenance of the RES shall be the responsibility of the building owner and requires an operational permit issued by the department for any maintenance, repair or modification work. The building owner shall maintain a service contract for emergency repair with response to the site within two (2) hours of notification.

510.4.1. Radio frequency maintenance plan. A radio frequency maintenance plan shall be developed which prohibits use of electrical/electronic equipment which cause degradation to the RES. The radio frequency maintenance plan shall comply with the following at a minimum:

1. Prohibit the use of any electronic systems known to degrade the effectiveness of RES communications.
2. Permit Department site access during reasonable business hours when necessary to assess the source of interference to RES communications.
3. Be incorporated into the lease of every tenant.

510.5 Installer certification. No contractor shall install, modify, repair, alter or replace an RES without a valid Denver Fire Department license. All field installers shall be individually certified by the manufacturer for the equipment being installed. Each certified installer shall be permitted to supervise one apprentice/helper.

510.6 Records. Records of all system inspections, RES uplink and downlink gain settings, maintenance, annual tests and five-year test results shall be maintained on the premises in the “RES System Maintenance and Test Results Log Book” which shall remain on the building premises and shall be available to the fire code official upon request.

CHAPTER 6 BUILDING SERVICES AND SYSTEMS

SECTION 603 FUEL-FIRED APPLIANCES

Section 603.4 Portable unvented heaters is replaced as follows:

603.4 Portable unvented heaters. Portable unvented fuel-fired heating equipment is prohibited within the City and County of Denver.

Section 603.8.1 Residential incinerators is replaced as follows:

603.8.1 Residential incinerators. Residential incinerators are prohibited within the City and County of Denver.

SECTION 604 EMERGENCY AND STANDBY POWER SYSTEMS

Section 604.1.1 Stationary generators is amended by adding the following to the last sentence:

Stationary emergency and standby power generators required by this code shall be listed in accordance with UL 2200 and operated by a diesel-fueled prime mover.

Section 604.1.1.1 Optional standby generators is added as follows:

604.1.1.1 Optional standby generators shall be permitted in accordance with NFPA 70 (NEC) Article 702. Generators shall be fueled by a diesel or natural gas fuel source. Gaseous fuels shall be provided by a public utility and piped to the unit. Where diesel-fueled generators are located at other than grade level, individual fuel tank capacity shall not exceed 120 gallons, with a total capacity not to exceed 660 gallons on any building story or level.

Section 604.1.2 Installation is amended by adding the following after the last sentence:

All generators shall be provided with a remote status panel in accordance with NFPA 110 and complying with Section 907.2.13.7. Optional standby generators shall also be provided with a remote status panel. Panel location shall be in an area approved by the fire code official.

Section 604.1.4 Load duration is replaced to read as follows:

Emergency power systems and standby power systems shall be designed to provide the required power for a minimum duration of 2 hours without being refueled or recharged, unless specified otherwise in this code. If fuel pumping is required from a main fuel tank to a day tank, a duplex pumping system shall be provided. Fuel storage and handling shall comply with IFC Chap 57, as amended. Fuel supplies for emergency or required standby systems shall be located on-site.

Exception: Emergency generators supplying fire pumps shall have a fuel supply for eight hours of simultaneous operation of all connected emergency equipment.

Section 604.1.5 Uninterruptable power source is replaced as follows:

604.1.5 Stored energy emergency or standby power systems. Stored energy emergency and standby power systems required by this code shall be installed in accordance with IFC Section 608, as amended, and NFPA 111 and shall have sufficient capacity to operate under full load for 90 minutes.

Section 604.1.9 Location is added as follows:

604.1.9 Location. All generators required by this code shall be located at grade level, or one level below grade with the filling connection located in accordance with IFC Chapter 57, as amended. Enclosure provisions shall comply with NFPA 110.

Exceptions:

1. Stationary emergency and legally required standby power generators in a stand-alone open parking garage less than 55' in height, shall be permitted to be located on the topmost atmospheric level.
2. Stationary emergency generators located in a stand alone utility plant are permitted to be located one level above the level of exit discharge with a fuel capacity of not more than 240 gallons on that level.
3. Stationary emergency and legally required standby power generators shall be permitted to be located at one level above grade where all of the following are met:
 - a. Individual fuel tank capacity shall not exceed 120 gallons at the generator day tank.
 - b. Supply tank shall be provided at grade level with filling connection located in accordance with IFC Chapter 57, as amended.
 - c. Duplex pumping system shall be provided between the supply tank and generator day tank.
 - d. The aggregate capacity of fuel tanks shall not exceed 660 gallons.

604.1.9.1 Outdoor locations. Where generators are located outside of a building, the following provisions shall apply.

- a. Generators shall be located at least 5 feet from the exterior wall of the building. Where a generator location within 5 feet of the building is approved, the exterior wall shall be non-combustible and shall have a 2-hour fire resistance rating. The separation distance of the generator to the exterior wall shall be maintained as required by NFPA 70 and the manufacturer's recommendations. The fire resistance rated exterior wall shall extend at least 3 feet above the generator enclosure.
- b. A minimum 10-foot separation shall be maintained between a generator and any transformer, or a 2-hour fire resistance rated masonry or concrete wall shall be provided between the generator and the transformer. The separation wall shall be no less than 6 foot above the highest ground elevation on either side of the wall and not less than 2 feet above the top of the generator or transformer whichever is lower. Separation distance between this equipment and the exterior wall shall comply with NFPA 70.

Section 604.2.1 Elevators and platform lifts is amended by adding the following to the end of the paragraph:

Standby power for platform lifts shall comply with ASME A18.1.

Section 604.2.3 Emergency responder radio coverage systems is replaced as follows:

604.2.3 Emergency responder radio coverage systems. Emergency power shall be provided for emergency responder radio coverage systems in accordance with Section 510.2.

Section 604.2.9 High-rise buildings is replaced as follows:

604.2.9 High-rise buildings. Emergency power shall be provided for high-rise buildings as required in IBC Section 403 and shall be in accordance with IFC Section 604, as amended.

Section 604.2.15 Smoke control systems is replaced as follows:

604.2.15 Smoke control systems. Standby power shall be provided for smoke control systems as required in Section 909.7.

Section 604.2.17 Covered mall buildings is added as follows:

604.2.17 Covered mall buildings. Covered mall buildings exceeding 50,000 square feet (4,645 m²) shall be provided with emergency power systems which are capable of operating the emergency voice/alarm communication system, the smoke control system, where provided, in accordance with Section 909, the fire pump and one accessible elevator.

Section 604.8 Emergency and standby (required or optional) power generator shop drawings is added as follows:

604.8 Emergency and standby (required or optional) power generator shop drawings. Shop drawings for emergency and standby (required or optional) power generator systems shall be submitted for permit application as a deferred submittal in accordance with IBCA Section 133.5. Plan review and approval are required prior to issuance of a generator construction permit for system installation. Two sets of scaled, engineered installation shop drawings shall be submitted. Documents shall be of sufficient clarity and detail to fully describe the scope of work. Handwritten notes and comments on reproduced drawings are not acceptable. Submittals shall comply with Appendix N.

SECTION 606

MECHANICAL REFRIGERATION

Section 606.8 Refrigerant detector is replaced as follows:

606.8 Refrigerant detector. Machinery rooms shall contain refrigerant leak detection and initiate an emergency alarm in accordance with this section and Section 908.8. The detectors or sampling tubes that draw air to the detectors shall be located in areas where refrigerant from a leak will concentrate. A leak detection alarm shall be actuated at a value not greater than the corresponding occupational exposure limit (OEL) values identified in the *International Mechanical Code* for the refrigerant classification. Accurate detector calibration shall be demonstrated during acceptance testing. Signage required by Section 908.8 shall state, outside the room **“DO NOT ENTER WHEN LIGHT IS FLASHING – REFRIGERANT LEAK DETECTED”** and inside the room **“FLASHING LIGHT MEANS REFRIGERANT LEAK DETECTED – EVACUATE ROOM AND BUILDING.”**

SECTION 607

ELEVATOR OPERATION, MAINTENANCE, AND FIRE SERVICE KEYS

Section 607.1 Emergency operation is replaced as follows:

607.1 Operation. New and altered elevators and conveying systems shall comply with Section 919 and IBC Chapter 30, as amended. Elevators undergoing a controller replacement or alteration as defined in Colorado Code of Regulations 7CCR 1101-8 or ASME A17.1 shall be provided with Phase I emergency recall operation and Phase 2 emergency in-car operation. Existing elevators with a travel distance of 25 feet (7620mm) or more shall comply

with the requirements of IFC Chapter 11, as amended. All other alterations to existing elevators shall comply with State of Colorado requirements.

Section 607.2 Standby power is amended to read as follows:

607.2 Emergency or standby power. In buildings and structures where emergency or standby power is required or furnished to operate an elevator, emergency or standby power shall be provided in accordance with IFC Section 604, as amended. Operation of the system shall be in accordance with Sections 607.2.1 through 607.2.4. An illuminated indicator shall be provided in the elevator lobby(ies) at the designated level in accordance with ASME A17.1.

Section 607.2.1 Manual transfer is amended to read as follows:

607.2.1 Manual transfer. Emergency or standby power shall be manually transferable to all elevators in each bank.

Section 607.2.2 One elevator is amended to read as follows:

607.2.2 One elevator. Where only one elevator is installed, the elevator shall automatically transfer to emergency or standby power within 10 seconds for an emergency power source and 60 seconds for a standby power source after failure of normal power.

Section 607.2.3 Two or more elevators is amended as follows:

607.2.3 Two or more elevators. Where two or more elevators are controlled by a common operating system, all elevators shall automatically transfer to emergency or standby power within 10 seconds for an emergency power source and 60 seconds for a standby power source after failure of normal power where the emergency/standby power source is of sufficient capacity to operate all elevators at the same time. Where the emergency/standby power source is not of sufficient capacity to operate all elevators at the same time, all elevators shall transfer to emergency/standby power in sequence, return to the designated landing and disconnect from the emergency/standby power source. After all elevators have been returned to the designated level, not less than one elevator shall remain operable from the emergency/standby power source.

Section 607.2.3.1 Two or more elevators in high-rise buildings without fire service access elevators is added as follows:

607.2.3.1 Two or more elevators in high-rise buildings without fire service access elevators. In high-rise buildings without fire service access elevators, not less than two elevators shall remain simultaneously operable from the emergency power source. One of these elevators shall be the elevator required to accommodate an ambulance stretcher. All elevators shall be manually transferable to the emergency power source in accordance with Section 607.2.1.

Exception: Sufficient emergency power shall be provided for not less than one elevator that only serves open parking levels of the high-rise building.

Section 607.2.3.2 Elevators in high-rise buildings with fire service access elevators, but without occupant evacuation elevators is added as follows:

607.2.3.2 Elevators in high-rise buildings with fire service access elevators, but without occupant evacuation elevators. In high-rise buildings with fire service access elevators, but without occupant evacuation elevators, no less than three elevators shall remain simultaneously operable from the emergency power source and elevators shall be capable of accessing all floors of the building. Where an elevator

transfer floor is provided in order to provide access to all building floors, a minimum of five elevators shall be required for simultaneous operation on the emergency power source. Emergency power shall be provided to the required fire service access elevators in accordance with IBC Section 3007.8, as amended. The designated non-fire service access elevator(s) shall be capable of having the emergency power manually transferrable to any other non-fire service access elevator(s) in accordance with Section 607.2.1.

Exception: Sufficient emergency power shall be provided for not less than two elevators that only serves open parking levels of the high-rise building.

Section 607.2.4 Machine room ventilation is amended to read as follows:

607.2.4 Machine room ventilation. Where standby power is connected to elevators, the machine room ventilation or air conditioning shall be connected to the emergency or standby power source.

Section 607.3.1 Signage for existing elevators without a flashing hat indicator is added as follows:

607.3.1 Signage for existing elevators without a flashing hat indicator. Existing elevators with shunt trip capability that do not provide a flashing hat indication in accordance with Section 907.3.3.5 shall have an approved sign mounted adjacent to the FACP stating; **“CAUTION – Elevator is not equipped with “Flashing Fire Hat” capability. Elevator(s) could lose power if fire is detected in the elevator machine room or hoistway.”** Sign shall be black lettering on a yellow background.

Section 607.8 Exception is replaced in its entirety with the following:

Exception: The owner shall place the building’s existing, approved non-standardized fire service elevator keys in a key box complying with IFC Section 506.1.2.

Section 607.8.1 is amended by adding items 5 and 6 as follows:

5. Keys shall be Group 3 security in accordance with ASME A17.1 and shall comply with DFD Policy 607-1.
6. All standardized fire service elevator keys located at the building shall be numbered sequentially by indelible marking and a key log shall be maintained on site that identifies the location and holder of each key. When a holder is no longer qualified to maintain possession of a key, the key shall be returned to the issuing authority for subsequent distribution in accordance with this code.

Section 607.8.1.1 New elevator installations is added as follows:

607.8.1.1 New elevator installations. Where a new elevator is installed as part of an existing group of elevators with a common controller, all elevators in the group shall be upgraded to the same firefighters’ emergency operation as required by this Code.

Section 607.8.1.2 Alterations to elevators is added as follows:

607.8.1.2 Alterations to elevators. Where an existing elevator is modified under any alteration encompassing a scope of work as described under Colorado Code of Regulations, 7 CCR 1101-8 or ASME A17.1 the altered elevator shall be provided with a standardized key. Where the altered elevator is part of an existing group of elevators with a common controller, all elevators in the group shall be retrofitted with a standardized key.

Exception: Elevators without existing Phase 1 and Phase 2 operation.

Section 607.8.1.3 Existing elevator installations is added as follows:

607.8.1.3 Existing elevator installations. Key switches required for Firefighters' Emergency Operation and Emergency or Standby Power Systems selection on all elevators within a building shall be retrofitted with the approved standardized key by **July 1, 2018**.

Section 607.8.3 is replaced as follows:

607.8.3 Duplication or distribution of keys. No person may possess a standardized fire service elevator key unless in accordance with this code. Duplication of keys is not permitted. Unauthorized distribution/duplication of keys is subject to the penalties of Section 109.2.2.1.

Section 607.8.4 is replaced as follows:

607.8.4 Responsibility to provide keys. A key shall be provided for each switch installed. Standardized fire service access keys shall be maintained in an approved lock box within a secured fire command center in accordance with Section 508 where provided, or an approved, listed key box in accordance with IFC Section 506.

Section 607.9 Elevator recall for high-rise buildings with pressurized hoistways is added as follows:

607.9 Elevator recall for high-rise buildings with pressurized hoistways. In addition to the requirements of ASME A17.1, Firefighters' service elevator operation within high-rise buildings with pressurized hoistways shall be as follows:

1. The elevator doors shall automatically open when the car reaches the designated level. After a period of one minute, elevators shall automatically close their doors. The doors shall be responsive by pressing the designated return floor call button in the elevator lobby or by pressing the door open button in the interior of the elevator cab. Elevators shall remain at that level until manually overridden by the key-operated switch required by ASME A17.1.
2. Only the hall call buttons at the designated return level, the level the car(s) have returned to, shall function as door open buttons. All doors shall open simultaneously when operating under normal building power. When operating under emergency power, only the cars selected for emergency operation shall open their doors simultaneously.
3. During Phase 1 operation, the door recycle shall be 60 seconds.
4. Once the car is placed on Phase II, the fire department has control of the elevator; it shall operate in accordance with ASME A17.1, Section 2.27.3.3.

Section 607.10 Fire service access elevators is added:

607.10 Fire service access elevators. Installation of fire service access elevators shall comply with Section 919 and IBC Section 3007, as amended.

Section 607.11 Occupant evacuation elevators is added:

607.11 Occupant evacuation elevators. Installation of occupant evacuation elevators shall comply with Section 919 and IBC Section 3008, as amended.

SECTION 608
STATIONARY STORAGE BATTERY SYSTEMS

Section 608.5 Spill control and neutralization is replaced as follows:

608.5 Spill control and neutralization. An approved method and materials for the control and neutralization of a spill of electrolyte shall be provided in areas containing lead-acid, nickel-cadmium or other types of batteries with free-flowing liquid electrolyte. Each rack of batteries or groups of racks shall be provided with a liquid-tight 4-inch (101.6mm) minimum spill-control barrier which extends at least 1-inch (25.4 mm) beyond the battery rack in all directions. For the purposes of this paragraph, a “spill” is defined as any unintentional release of electrolyte.

Exception: VRLA, lithium-ion or other types of sealed batteries with immobilized electrolyte shall not require spill control.

CHAPTER 8

INTERIOR FINISH, DECORATIVE MATERIALS AND FURNISHINGS

SECTION 806

DECORATIVE VEGETATION IN NEW AND EXISTING BUILDINGS

Section 806.6 Combustible natural vegetation is added as follows:

806.6 Combustible natural vegetation. Limited quantities of combustible natural vegetation shall be permitted in A, E, I3, R1, R2/Dormitory, and R-4 occupancies where the fire code official determines adequate safeguards are provided based on the quantity and nature of the vegetation. Flame resistance shall be demonstrated in an approved manner for each item of vegetation. The use of unlisted electrical wiring and lighting on combustible natural vegetation is prohibited.

SECTION 807

DECORATIVE MATERIALS OTHER THAN DECORATIVE VEGETATION IN NEW AND EXISTING BUILDINGS

Section 807.5.2.2 Artwork in corridors is replaced as follows:

807.5.2.2 Artwork in corridors. Artwork and teaching materials shall be limited on walls of corridors to not more than thirty (30) percent of the area of each wall to which they are attached. The height from the floor to the ceiling multiplied by the length of the wall excluding door and window openings is considered the area of each wall. Artwork and teaching materials shall not be attached to any wall within eighteen (18) inches of the exit access door. Doors and windows, including view panels of interior exit access doors, shall not be covered. The use of crepe paper that is not listed as flame resistant is prohibited.

Exceptions:

1. These area limitations do not apply to artwork and teaching materials listed as non-combustible.
2. Artwork and teaching materials contained within fully enclosed, non-combustible or limited combustible containers or coverings such as metal and glass display cases are not required to be included in the area limitations.
3. Corridor walls may be used to attach artwork and teaching materials not to exceed sixty (60) percent of the area of each wall when the building is protected throughout by an automatic fire sprinkler system in accordance with IFC Section 903.3.1.1.

Section 807.5.2.3 Artwork in classrooms is replaced as follows:

807.5.2.3 Artwork in classrooms. Artwork and teaching materials shall be limited on walls of classrooms to not more than fifty (50) percent of the area of each wall to which they are attached. Artwork and teaching materials shall not be attached to any wall within eighteen (18) inches of the exit access door.

Exceptions:

1. Classroom walls may be used to attach artwork and teaching materials not to exceed eighty (80) percent of the area of each wall when the building is protected throughout by an automatic fire sprinkler system in accordance with IFC Section 903.3.1.1. The height from the floor to the ceiling multiplied by the length of the wall excluding door and window openings is considered the area of each wall.
2. These area limitations do not apply to artwork and teaching materials listed as non-combustible.
3. Artwork and teaching materials contained within fully enclosed, non-combustible or limited combustible containers or coverings such as metal and glass display cases are not required to be included in the area limitations.

Section 807.5.5.2 Artwork in corridors is replaced as follows:

807.5.5.2 Artwork in corridors. Artwork and teaching materials shall be limited on walls of corridors to not more than thirty (30) percent of the area of each wall to which they are attached. The height from the floor to the ceiling multiplied by the length of the wall excluding door and window openings is considered the area of each wall. Artwork and teaching materials shall not be attached to any wall within eighteen (18) inches of the exit access door. Doors and windows, including view panels of interior exit access doors, shall not be covered. The use of crepe paper that is not listed as flame resistant is prohibited.

Exception:

1. Corridor walls may be used to attach artwork and teaching materials not to exceed sixty (60) percent of the area of each wall when the building is protected throughout by an automatic fire sprinkler system in accordance with IFC Section 903.3.1.1.
2. These area limitations do not apply to artwork and teaching materials listed as non-combustible.
3. Artwork and teaching materials contained within fully enclosed, non-combustible or limited combustible containers or coverings such as metal and glass display cases are not required to be included in the area limitations.

Section 807.5.5.3 Artwork in classrooms is replaced as follows:

807.5.5.3 Artwork in classrooms. Artwork and teaching materials shall be limited on walls of classrooms to not more than fifty (50) percent of the area of each wall to which they are attached. Artwork and teaching materials shall not be attached to any wall within eighteen (18) inches of the exit access door.

Exceptions:

1. Classroom walls may be used to attach artwork and teaching materials not to exceed eighty (80) percent of the area of each wall when the building is protected throughout by an automatic fire sprinkler system in accordance with IFC Section 903.3.1.1. The height from the floor to the ceiling multiplied by the length of the wall excluding door and window openings is considered the area of each wall.
2. These area limitations do not apply to artwork and teaching materials listed as non-combustible.
3. Artwork and teaching materials contained within fully enclosed, non-combustible or limited combustible containers or coverings such as metal and glass display cases are not required to be included in the area limitations.

Section 807.6 Ceiling artwork and teaching materials is added as follows:

807.6 Ceiling artwork and teaching materials. Artwork and teaching materials suspended from classroom and corridor ceilings shall be in accordance with the following:

1. Where permitted by IFC Section 703.3, the ceiling structure must be capable of supporting the artwork and teaching materials.
2. The total area of materials suspended from ceilings plus the covered area of each adjacent wall shall not exceed the wall areas permitted to be covered in accordance with Sections 807.5.2.2, 807.5.2.3, 807.5.5.2 and 807.5.5.3.
3. Display of artwork and teaching materials shall not impair visibility or distract attention from any egress signage or alarm notification appliance.
4. No material shall be attached to electrified fixtures, electrical wiring, egress signage, plumbing, fire alarm components, fire sprinkler components, etc.
5. The display of artwork or teaching materials shall not obstruct or compromise in any manner the fire sprinkler or fire detection system.
6. Display of artwork and teaching materials on wires or cords strung across corridors from wall to wall shall not form a continuous combustible curtain. There shall be a minimum clearance of seven (7) feet from the floor to the lowest portion of the display.
7. Wires or cords used to suspend artwork and teaching materials from the ceiling cannot be strung from corner to corner of a room or space and cannot be strung parallel to any wall further than six (6) inches from the wall.

Exception: Where hanging or display of decorative materials is prohibited by IFC Section 703.3.

CHAPTER 9 FIRE PROTECTION SYSTEMS

SECTION 901 GENERAL

Section 901.2 Construction documents is amended by adding the following after the last sentence:

Shop drawings shall be provided in accordance with Appendix N.

Section 901.6.2 Records is replaced in its entirety with the following (subordinate Section 901.6.2.1 remains):

901.6.2 Records. Records of all system installations, inspections, tests and maintenance required by Denver's Fire Code and referenced standards shall be maintained on the premises. Records shall be completed on National Fire Protection Association forms and/or forms provided by the Denver Fire Department. The name and Denver Fire Department license number(s) of the person(s) performing the work shall be legible on all forms.

SECTION 902 DEFINITIONS

Section 902.1 Definitions is amended as follows:

902.1 Definitions. The following terms are defined in Chapter 2:

**ALARM CONTROL UNIT
APPLIANCE
BATTERY BACKUP
BATTERY-POWERED
DEVICE
DUPLEX
FALSE FIRE ALARM
HARDWIRED
INSTALLED
NON-DEDICATED SMOKE CONTROL SYSTEM
SINGLE-FAMILY DWELLING
SINGLE STATION [CO] ALARM
SLEEPING ROOM**

SECTION 903 AUTOMATIC SPRINKLER SYSTEMS

Section 903.2.8.5 Balconies is added as follows:

903.2.8.5 Balconies. Sprinkler protection shall be provided for all balconies and ground floor patios of dwelling units of all construction types. Sidewall sprinklers that are used to protect such areas shall be located such that their deflectors are within 1 inch (25 mm) to 6 inches (152 mm) below the structural

members, at a maximum distance of 14 inches (356 mm) below the deck, or as listed by the sprinkler manufacturer.

Exception: Sprinklers are not required for noncombustible balconies where the balcony is not supplied by fuel gas and one of the following is met:

1. The roof or other overhead structure does not cover more than 50% of the entire balcony area.
2. The balcony has openings on two or more sides. The area of such openings must be at least 20 percent of the total perimeter wall area of the balcony. The aggregate length of the openings shall constitute a minimum of 40 percent of the perimeter of the balcony.

Section 903.2.8.6 Townhouses is added as follows:

903.2.8.6 Townhouses. When two or more contiguous residential dwelling units constructed as townhouses, including those permitted under the IRC, are protected by a single, monitored sprinkler system, that system shall be configured so water flow is annunciated separately at the fire alarm control panel for each dwelling unit and each protected common area.

Section 903.2.9.1 Repair garages is amended by adding Items 5 and 6 as follows:

5. Repair garages with a spray booth and/or a mixing area greater than 16 square feet utilizing flammable finishes.

Exception: It is not necessary to install sprinklers throughout the entire building when replacing a previously approved booth with an approved packaged booth or one constructed in accordance with IFC Section 2404.3.2.

6. Repair garages using open flame or welding of any type where the garage floor area exceeds 3,000 square feet.

Section 903.2.9.2 Bulk storage of tires is replaced as follows:

903.2.9.2 Bulk storage of tires. Buildings and structures where the area for the storage of tires exceeds 500 square feet in area and 5 feet in height shall be equipped throughout with an automatic sprinkler system in accordance with IFC Section 903.3.1.1.

Section 903.2.11.1.4 Exterior wall openings is added as follows:

903.2.11.1.4 Exterior wall openings. Where exterior wall openings are permitted by IBCA Table 705.8 to be up to 50% of the exterior wall area, openings shall be protected by closely spaced sprinklers, 6' on center and located within 6-12 inches of the wall. The sprinklers shall distribute a minimum of 3 gpm per linear foot of wall opening. The building shall be protected by an automatic sprinkler system complying with IFC Section 903.3.1.1 or 903.3.1.2. The sprinkler system hydraulic design shall comply with the "Water Curtain" design method in accordance with NFPA 13.

Section 903.2.11.7 Shafts in high-rise buildings is added as follows:

903.2.11.7 Shafts in high-rise buildings. Where a reduction in shaft construction fire rating is permitted by IBC Section 403, required sprinklers shall be located at the top of the shaft and at alternate floor levels. Sprinklers shall be provided with a dedicated riser with an isolation valve and flow and tamper switch.

Activation of the flow switch shall communicate an alarm to the central station and activate vertical pressurization, but not occupant notification.

Section 903.3 Installation requirements is replaced as follows:

903.3 Installation requirements. All fire sprinkler systems and special extinguishing system design drawings, shall be submitted in accordance with Appendix N.

Section 903.3.1.1.1 Exempt locations is amended by replacing Items 3 and 4 as follows:

1. A room where the application of water, or flame and water, constitutes a serious life or fire hazard.
2. A room or space where sprinklers are considered undesirable because of the nature of the contents, where approved by the fire code official.
3. Fire service access elevator machine rooms and machinery spaces.
4. Machine rooms, machinery spaces, control rooms and control spaces associated with occupant evacuation elevators designed in accordance with IBC Section 3008.

Section 903.3.1.2 NFPA 13R sprinkler systems is replaced as follows:

903.3.1.2 NFPA 13R sprinkler systems. Automatic sprinkler systems in group R occupancies in buildings up to and including four stories in height measured above grade plane shall be permitted to be installed throughout in accordance with NFPA 13R.

Section 903.3.1.2.1 Balconies and decks is replaced as follows:

903.3.1.2.1 Balconies and decks. Sprinkler protection for balconies and decks shall comply with Section 903.2.8.5.

Section 903.3.3.1 Concealed spaces is added as follows:

903.3.3.1 Concealed spaces. Where concealed space sprinkler protection is required in accordance with Section 903.3 and insulation is installed on the underside of floor sheathing or roof sheathing, the insulation shall be secured into place with metal netting. Metal netting shall be not less than 20 gauge and mesh size not greater than 2 inches x 2 inches.

Section 903.3.5 Water supplies is replaced as follows:

903.3.5 Water supplies. The potable water supply shall be protected against backflow in accordance with Section 912.6. Hydraulic calculations shall be based on water supply information provided by Denver Water. Water supply information provided shall be obtained within the last 12 months. Hydraulic calculations shall be based on the water data provided with static and residual pressures reduced by 10% of the static value or 10 psi, whichever is smaller. Where water supply data is provided by a Denver Water system model, the high static pressure shall be used to verify that the fire pump churn pressure shall be maintained below the system design pressure. Shop drawings shall indicate the initial pressures and the reduced values as used in the hydraulic calculations.

Exception: Sprinkler systems installed in accordance with IFC Section 903.3.1.3.

Section 903.3.5.1 Domestic service is replaced as follows:

903.3.5.1 Domestic service. Use of domestic service for water supply to automatic fire sprinklers shall be prohibited.

Exceptions:

1. Water supply for new NFPA 13D or IRC P2904 sprinkler systems.
2. UL-300 listed fire suppression systems in buildings that are not provided with automatic sprinklers.
3. Medical gas rooms in accordance with IFC Section 5306.

Section 903.3.5.2 Residential combination services is deleted.

Section 903.3.7 Fire department connections is replaced in its entirety with the following:

903.3.7 Fire department connections. Fire department connections shall be in accordance with Section 912, as amended.

Section 903.3.8 Limited area sprinkler systems and all subsections through 903.3.8.5 are deleted in their entirety.

Section 903.3.9 Elevator hoistways and machine rooms is added as follows:

903.3.9 Elevator hoistways and machine rooms. In buildings protected with an automatic sprinkler system in accordance with NFPA 13 or NFPA 13R, elevator hoistways and machine rooms shall only be provided with automatic sprinklers as described in NFPA 13, 8.15.5. Where sprinkler protection is provided, installation shall comply with NFPA 13 except as noted in this section. Hoistways and machine rooms/spaces shall be protected by 286 degree F sprinklers. Coverage shall be designed for Ordinary Hazard Group One. Sprinklers shall be supplied from a separate, independent branch line with a readily accessible indicating shut-off valve located outside the hoistway or machine room. Control valves shall carry identification signs. Where sprinkler protection is not provided, automatic fire detectors shall be provided in accordance with Section 907.3.3.

903.3.9.1 Elevators undergoing alteration. Where an existing elevator is undergoing an alteration in accordance with *Colorado Code of Regulations, 7CCR1101-8*, fire protection and emergency operation shall be provided in accordance with this Section and IFC Section 607, as amended. In existing buildings with either a partial or complete fire sprinkler system and the elevator hoistway and/or the elevator machine room is not protected with sprinklers, the provisions of Section 903.3.9.1.1 or 903.3.9.1.2 shall apply. Installation of automatic sprinklers shall comply with Section 903.3.9.

903.3.9.1.1 Hydraulic Elevator. Protection of the elevator hoistway and machine room shall be provided as follows:

1. Smoke detectors shall be installed at all elevator lobbies and in the machine room(s) to provide recall.
2. Fire sprinklers (286F) and heat detectors (200 F) shall be installed within the elevator pit. Heat detector activation shall cause the hat indicator in the car to flash and initiate the required recall prior to operation of the sprinkler. Activation of a machine room smoke detector shall also cause the hat indicator within the car to flash.
3. In cars not equipped with a flashing hat indicator, signage shall be provided in accordance with Section 607.3.1. Activation of the heat detector within the elevator pit shall initiate recall.

4. Where an existing hoistway is equipped with a vent, the smoke detector at the top of the hoistway shall be maintained for vent operation. Activation of this smoke detector shall also initiate recall and cause the hat indicator in the car (where provided), to flash.

903.3.9.1.2 Traction Elevators. Protection of the elevator hoistway and machine room shall be provided as follows:

1. Smoke detectors shall be installed at all elevator lobbies and in the machine room(s) to provide recall.
2. A 135 degree Fahrenheit heat detector shall be installed at the top of the hoistway to provide recall and cause the hat indicator in the car to flash.
3. In cars not equipped with a flashing hat indicator, signage shall be provided in accordance with Section 607.3.1. Installation of the heat detector at the top of hoistway is not required.
4. Where an existing hoistway is equipped with a vent, the smoke detector at the top of the hoistway shall be maintained for vent operation. Activation of this smoke detector shall also initiate recall and cause the hat indicator in the car (where provided), to flash.

Section 903.3.10 Sprinkler protection for electrical rooms is added as follows:

903.3.10 Sprinkler protection for electrical rooms. In buildings required to be fully sprinklered, electrical rooms containing electrical switchboards, panel boards, distribution boards, control equipment, generators and/or transformers shall be protected with automatic sprinklers. Sprinkler protection shall be designed with high-temperature sprinklers. Only sprinkler branch lines protecting the electrical room are permitted in the room.

Exceptions:

1. The room or space is under the control of a public utility.
2. The room is dedicated to electrical distribution equipment, has equipment operating at 600 volts or more and is provided with a smoke detection system connected to a monitored fire alarm system.

Section 903.4.2 Alarms is replaced as follows:

903.4.2 Alarms. Approved audible/visible devices (24 VDC supervised) shall be connected to every automatic sprinkler system. These sprinkler water flow alarm devices shall be activated by main and/or zone water flow equivalent to the flow of a single sprinkler of the smallest orifice size installed in the system. Alarm devices shall be provided on the exterior of the building at least 10 feet above grade and within 25 feet of and visible from the fire department connections. Where a fire alarm system is installed, actuation of the automatic sprinkler system shall actuate the building fire alarm system.

Exception: One- and two-family dwelling units and townhomes constructed in accordance with the *International Residential Code*.

Section 903.4.2.1 Sprinkler monitoring panels is added as follows:

903.4.2.1 Sprinkler monitoring panels. Control panels installed for monitoring of sprinkler systems shall be located in accordance with Section 907.1.5.

Section 903.4.3 Floor control valves is replaced as follows:

903.4.3 Floor control valves. An approved floor control valve, check valve, drain valve, and flow switch for isolation, control, and annunciation shall be provided at each sprinklered level, including the topmost, of buildings:

1. Exceeding two stories in height with a total combined area of all levels exceeding the NFPA 13 system protection area limitations or;
2. Required to have standpipes in accordance with IFC Section 905 as amended.

SECTION 904

ALTERNATIVE AUTOMATIC FIRE-EXTINGUISHING SYSTEMS

Section 904.3.4.1 Visible notification is added as follows:

904.3.4.1 Visible notification shall be provided by yellow or amber strobes. Pending-discharge and discharge warning strobes shall be in conspicuous locations as approved by the fire code official and activated by the agent releasing panel. Subject to the approval of the fire code official, pending-discharge and discharge warning may be provided by combined audible/visible appliances. No more than two flash rates shall be possible in a single field of view in accordance with NFPA 72. Where pending-discharge and discharge warning strobes are provided in addition to visible fire alarm notification appliances, the warning strobes shall be synchronized, and fire alarm visible notification appliances shall be synchronized. A warning sign shall be provided that reads, “**WARNING – Fire Extinguishing Agent Release in Progress.**” Warning sign format, color and letter style shall be as approved by the fire code official.

Section 904.3.5 Monitoring is amended by adding the following at the end of the last sentence:

... “and Section 907.”

Section 904.3.5.1 Releasing panel is added as follows:

904.3.5.1 Releasing panel. Pre-action and clean agent automatic fire-extinguishing systems shall be monitored and installed in accordance with this section and Section 907.6.7.

Section 904.14 Fixed, Mobile, or Temporary Concessions Protections is added as follows:

904.14 Required Installations. Cooking equipment used in fixed, mobile, or temporary concessions, such as trucks, buses, trailers, and structures processes producing smoke or grease-laden vapors shall be equipped with an exhaust system that complies with all the equipment and performance requirements of section 609 and sections 904.14.1 through 904.14.6. Installation shall be completed by May 1, 2018 for new and existing for trucks, buses, trailers, and structures.

Exception: Where fixed structures are governed by the *International Mechanical Code, International Building Code and International Fuel Gas Code.*

904.14.1. Cooking equipment shall be equipped with pre-engineered automatic extinguishing systems tested in accordance with UL 300 and listed and labeled for the intended application. The system shall be installed in accordance with this code, its listing and the manufacturer’s instructions.

904.14.2 Manual system operation and interconnection. Manual actuation and system interconnection for the hood suppression system shall be in accordance with Sections 904.12.1 and 904.12.2, respectively.

904.14.3 Portable fire extinguishers. A portable fire extinguisher complying with Section 904.12.5 shall be installed within a 10-foot distance of travel from cooking appliances.

904.14.5 Operations and maintenance. Automatic fire-extinguishing systems protecting commercial cooking systems shall be maintained in accordance with Sections 904.12.6.1 through 904.12.6.3.

904.14.6 Permits and Submittals. Two (2) complete sets of pre-engineered automatic extinguishing systems shop drawings shall be submitted for permit application with the following information:

1. System to be UL-300 listed
2. Product data sheets (panel, nozzles, etc.)
3. Nozzle location shown with type appliance.
4. Discharge density for the cooking equipment being protected.
5. Location of manual pull station from hood.
6. Denver Fire Department contractor license number.
7. Submittals shall be submitted to Denver Fire Department at 745 W Colfax Ave.

SECTION 905

STANDPIPE SYSTEMS

Section 905.1 General is replaced as follows:

905.1 General. Standpipe systems shall be provided in new buildings and structures in accordance with this section. Fire hose threads used for connection to standpipe systems shall be approved and shall be compatible with Denver Fire Department hose threads – 2.5-inch hose thread is national standard; 1.5-inch hose thread is a special 11.5 threads per inch. The location of Fire Department hose connections shall be approved by the fire code official. Where standpipe valve outlets are installed in stair enclosures, outlets and ancillary equipment (PRVs, drains, etc.) shall not reduce the required width of the stairway or landing.

905.1.1 Standpipe hose outlets. Each outlet shall have a cap and chain. Outlets shall be at least 36 inches and not more than 52 inches above finished floor. The valves shall have no less than 3 inches clearance around control valve and outlet cabinet shall not impede attachment of hose.

Section 905.2 Installation standard is replaced as follows:

905.2 Installation standard. Standpipe systems shall be installed in accordance with this section and NFPA 14. When water pressure at a standpipe outlet exceeds 175 psi static or residual at 250 gpm flow, a pressure-reducing valve shall be provided. The required pressure-reducing valves shall be located at the hose valve outlet only. Only field-adjustable valves shall be allowed. The valve shall have five (5) field-adjustable valve settings (A-E) on a color-coded indication label. Pin-in hex security screws shall be installed to secure the hand wheel and a high-impact plastic shield covering the pressure-reducing adjustment mechanism shall be provided. A pin-in hex bit shall be supplied with each valve. The pressure adjustment mechanism shall be actuated using an aluminum adjustment rod provided with each valve and actuated by rotating in either a clockwise or counter-clockwise direction. Pressure gauge taps shall be provided on inlet and discharge sides of each valve. A reflective decal shall be installed on the high-impact plastic shield valve with arrows and words indicating the direction to increase or decrease pressure. If special tools are required to make field adjustments, a minimum of four (4) such tools shall be provided at locations approved by the Fire Department.

Section 905.3.1 Height is amended by replacing the Exceptions as follows:

Exceptions:

1. Class I standpipes are allowed in buildings equipped throughout with an automatic sprinkler system in accordance with IFC Sections 903.3.1.1 or 903.3.1.2 subject to the provisions of IFC Section 913 as amended.
2. Class I automatic dry standpipes are allowed in single use or mixed-use open parking garages constructed in accordance with IBC Section 406.5, where the highest floor is located not more than seventy-five (75) feet above the lowest level of Fire Department vehicle access. In a mixed-use parking garage, the standpipe system serving the open parking garage shall be integrated with the fire protection system serving the other occupancies, and not be a stand-alone system. Hose connections shall be located as required for Class II standpipes in accordance with IFC Section 905.5.
3. Class I manual dry standpipes are allowed in single use open parking garages where the highest floor is less than 55 feet from the lowest level of Fire Department vehicle access. Hose connections shall be located as required for Class II standpipes in accordance with IFC Section 905.5. This provision is applicable to open parking garages with one level of underground enclosed parking garage.
4. Class I standpipes are allowed in basements equipped throughout with an automatic sprinkler system.
5. Intentionally deleted.

Section 905.3.4.1 Hose and cabinet is deleted.

Section 905.3.8. Rooftop gardens and landscaped roofs is replaced as follows:

905.3.8. Rooftop gardens and landscaped roofs. Buildings or structures that have rooftop gardens or landscaped roofs and that are equipped with a standpipe system shall have the standpipe system extended to the roof level on which the rooftop garden or landscaped roof is located. The standpipe hose outlet shall be located within 230 feet of all vegetated areas and located within the access point.

Exception. In existing buildings, the Fire Code Official may approve a standpipe hose outlet in an alternate location when the building provides an approved alternative method for fire fighters or emergency responders to accomplish suppression efforts.

Section 905.4 Location of Class I standpipe hose connections is amended by replacing Items 1 and 5 as follows:

1. In every required interior exit stairway, a hose connection shall be provided for each story above and below grade plane. Hose connections shall be located at an intermediate landing between stories, unless otherwise approved by the fire code official. Where exterior stairways are provided as part of the required exit stairway, hose connections shall be located at the floor landing or as otherwise approved by the fire code official.
5. Where buildings have 4 or more stories above the grade plane and the roof slope is less than four units vertical to twelve units horizontal (33.3%) slope, there shall be at least two 2-1/2" roof manifold outlet

connections above the roof line. Roof manifolds shall be located on the exterior perimeter of the stair enclosure within 20' of the roof access opening door.

Section 905.5.3 Class II system 1-inch hose is deleted in its entirety.

Section 905.12 Combined systems is added:

905.12 Combined systems. Working pressure and NFPA 13 Pressure Reducing Valve requirements for combined sprinkler and standpipe systems shall include and be based on the manual standpipe system demand pressure provided at the most remote fire department connection.

SECTION 906

PORTABLE FIRE EXTINGUISHERS

Section 906.1 Where required Item 1 and Exception are replaced as follows:

1. In new and existing Group A, B, E, F, H, I, M, R-1, R-2, R-4 and S occupancies.

Exception: In Group R-2 occupancies, portable fire extinguishers shall be required only in locations specified in Items 2 through 6 where each dwelling unit is provided with a portable fire extinguisher having a minimum rating of 2-A:10-B:C.

Section 906.1 Where required is amended by adding Item 7 as follows:

7. Where required by Section 106 for townhouses, condominiums and apartments.

Section 906.2.2 Verification of service collars is added as follows:

906.2.2 Verification of service collars. Every portable fire extinguisher, regardless of type, shall have a verification of service collar, in accordance with NFPA 10. Only collars obtained from the Denver Fire Department are allowed. Collars shall not be cut.

SECTION 907

FIRE ALARM AND DETECTION SYSTEMS

Section 907.1.2 Fire alarm shop drawings is replaced as follows:

907.1.2 Fire alarm shop drawings. Shop drawings for fire alarm systems shall be submitted for permit application as a deferred submittal in accordance with IBCA Section 133.5. Plan review and approval are required prior to issuance of a permit for system installation. Two sets of scaled, engineered installation shop drawings shall be submitted. Documents shall be of sufficient clarity and detail to fully describe the scope of work. Handwritten notes and comments on reproduced drawings are not acceptable. Submittals shall comply with Appendix N.

Section 907.1.3 Equipment is replaced as follows:

907.1.3 Equipment. Systems and their components shall be listed and approved for the purpose for which they are installed. Installation locations of all control panels and annunciators are subject to field approval by the Fire Department. Keys for all equipment required to be accessible to the Fire Department shall be

maintained in an approved location in accordance with IFC Section 506. All components shall be compatible with the system in which installed.

Section 907.1.4 Connections to other systems is added as follows:

907.1.4 Connections to other systems. A fire alarm system shall not be used for any purpose other than fire warning or as specifically approved, e.g. pool alarm, access control release in accordance with IBCA Appendix Q, elevator recall and shunt trip, emergency alarms in accordance with Section 908, CO alarms in accordance with Section 915, hazardous materials alarms in accordance with Chapter 50, compressed gas alarms in accordance with Chapter 53 or mass notification systems as approved by the fire code official.

Section 907.1.5 Control units, annunciators and access keys is added as follows:

907.1.5 Control units, annunciators and access keys. All fire alarm control units and annunciators shall be UL 864 listed or equivalent. Locations shall be within 10' (3.048m) of the main building entrance, unless an alternate location is specifically approved. Equipment locations are subject to field approval prior to installation. Installation shall comply with NFPA 72. Access keys to locked fire alarm equipment shall be maintained in an approved location. Fire alarm control units shall not be equipped with a key or special numeric code to access system reset and silence functions. Access to the reset and silence operator interface shall be secured behind a locked door. Field modification of control units or annunciators is not permitted. System zone and device disable functions shall not be accessible without a maintenance-level access code. Alarm signals shall be protected from unauthorized deactivation. This applies to disconnection of the panel alarm transmission to the monitoring station and the alarm output circuit(s) to notification appliances. Deactivation shall only be allowed by Fire Department personnel or authorized entities responsible for system testing and maintenance. Any system deactivation shall be reported to the monitoring station and the Fire Department. Facilities whose systems are estimated to be deactivated for 10 hours or more shall be provided with an approved fire watch.

Exceptions:

1. In existing buildings undergoing a panel replacement, remote annunciators with silence and reset functions may be provided when approved by the fire code official. These units shall not be equipped with "enable/disable" switches and shall be contained behind a transparent, lockable cover.
2. Low-power radio (wireless) systems shall comply with NFPA 72 and are permitted only for installations where the total system coverage does not exceed 1500 sf. Multiple low-power systems in a building are not permitted. Installation of low-power and wired systems is not permitted in the same building.

Section 907.1.6 Central alarm station connection is added as follows:

907.1.6 Central alarm station connection. All fire alarm and sprinkler protection systems required by this code or by special agreement shall be monitored by an approved Class I supervising station complying with Section 917. Multiple central alarm station connections from one building are not permitted. Alternatively, Fire Department radio boxes may be installed at locations approved by the Fire Department. Under no circumstances shall a DFD radio box be removed from a protected premise without written approval of the fire code official.

Section 907.1.7 Multiple fire alarm systems in a single building added as follows:

907.1.7 Multiple fire alarm systems in a single building. Only one fire alarm system shall be installed per building. Multiple points of silence and reset are prohibited on a single system.

Exceptions:

1. When permitted by the fire code official, portions of a building separated by fire walls without openings and identified with separate legitimate addresses are allowed to be considered separate buildings. When protected by an automatic sprinkler system, each portion of the building so considered shall be protected by a separate independent sprinkler system or a portion of a single sprinkler system dedicated to the separated portion of the building.
2. Multiple points of silence and reset as allowed by Section 907.1.9 Exception.
3. Multiple buildings constructed over a common structure where approved by the fire code official.

Section 907.1.8 Problematic systems is added as follows:

907.1.8 Problematic systems. Fire alarm systems that generate two (2) or more false or nuisance fire alarms within twenty-four (24) hours, three (3) or more within thirty (30) days, or ten (10) or more within one year shall be immediately repaired, mitigated or replaced as necessary. A fine will be imposed for any false or nuisance fire alarms exceeding ten (10) within one year. A permit shall be obtained for all work. Fire protection, fire alarm and fire detection systems shall be properly maintained to provide at least the same level of reliability, performance and protection as designed and approved. The property owner shall be responsible for maintaining the system. If the system is found to be impaired two (2) or more times within a twelve (12) month period, legal action will be imposed until the system(s) is restored to a code complying condition.

Section 907.1.9 Systems out of service is added as follows:

907.1.9 Systems out of service. Systems undergoing maintenance or modification shall not have any portion of the system out of service for more than ten (10) hours. During maintenance or modification, all manual pull stations and notification appliances shall remain operational. Fire watch must be provided in all areas of the building where maintenance or modification will place any portion of the system out of service.

Exception: Where practical difficulties are associated with replacement of fire alarm detection systems in existing high-rise buildings, phased replacement of an existing fire alarm system shall be permitted as follows:

1. An Administrative Modification (AM) request for the phased replacement of the fire alarm and detection system shall be submitted to the fire code official for evaluation and approval prior to submission of shop drawings.
2. Two fire alarm control panels shall be allowed during the phased system upgrade. Existing and new fire alarm control panels shall be co-located at a location approved by the fire code official. During this period, it shall be acceptable to have two points of system reset via the two fire alarm control panels. A wall map showing each floor with descriptions of which system is controlling devices in each area shall be posted adjacent to the fire alarm control panels during construction. Upon completion of the new front end equipment installation and after all compatible devices have been transferred, tested and approved by the fire code official, the contractor will remove the old panel and related equipment.
3. Installation within each floor shall be completed prior to commencement of work on any other floor unless the contractor can complete multiple floors simultaneously.

4. Project duration shall not exceed 24 months from the date the fire alarm permit is issued, nor shall the total duration, including project planning, design and installation, exceed 36 months. Subject to the approval of the fire code official, a single extension of up to a maximum of one year may be requested in writing. Extensions shall be granted only in cases of unforeseen difficulties. Building owners and contractors shall make every effort to minimize any delay to project completion.
5. The applicant shall present a planned schedule with phased replacement of the system and components, including scope of work and sequence of operation with coordination of the two fire alarm panels, to the fire code official for review and approval prior to preparation of shop drawings.
6. Fire alarm and detection system protection shall be maintained at all times and in all areas, except where system/component replacement is taking place while installers are present. Existing and new devices and appliances not affected and outside of the installation area shall be maintained fully operational at all times.
7. Phasing of fire alarm system replacement shall be in an organized, coherent and logical sequence to reduce system disruption and allow work while maintaining the life safety systems of the building.
8. Audible and visual notification appliance coverage shall comply with NFPA 72 and this Code.
9. Either point graphic annunciation or LED directory-type annunciation shall be provided. Where LED directory-type annunciation is provided, each device type per level in conjunction with progressive remote indicating lights for detected spaces shall be provided. Where multiple smoke control zones are provided within each level, each compartment shall be separately annunciated. For existing buildings with graphic annunciation, either the graphic annunciation shall be maintained or replaced with a new graphic annunciation panel. Annunciator panels shall include LED lights for automatic detection, manual pull, flow, tamper, special systems, supervisory and trouble.
10. Where the building has a smoke control system, detailed interface of the new fire alarm system with the existing or upgraded smoke control system shall be provided in the AM submission with details also shown on the shop drawings.
11. The building owner or owner's representative and the design professional shall sign the AM request.
12. The AM shall cite the practical difficulties of the proposed system replacement, the phased scope of replacement, the duration of each phase, as well as the total time from start to completion of the project. Failure to complete the project within the specified time frame shall subject the parties responsible to penalties specified in Section 109.

Section 907.2.1.3 Illumination of means of egress is added as follows:

907.2.1.3 Illumination of means of egress. Illumination levels shall comply with IFC Section 1008.2.1 and be interfaced to the fire alarm control unit as required.

Section 907.2.1.4 Smoke control is added as follows:

907.2.1.4 Smoke control. Where required by IBC Section 1029.6.2 for assembly areas with smoke-protected seating. Smoke detection shall be provided as required for smoke control operation in accordance with Section 909.17. The smoke control system shall be activated automatically by an alarm initiated from a smoke detector, heat detector or dedicated sprinkler water flow alarm within the smoke zone. No detector zone shall exceed 22,500 s.f. (2090.31 m²) or serve more than one smoke control zone. Where ceiling heights are 30 ft (7.62m) or greater, air sampling-type smoke detection systems or approved beam detection shall be provided in lieu of ceiling spot smoke detection.

Section 907.2.3 Group E is amended as follows:

907.2.3 Group E. Group E occupancies shall be provided with an approved manual fire alarm and automatic detection system throughout the occupancy. Emergency voice/alarm occupant notification shall be provided in accordance with IFC Section 907.5.2.2, as amended.

Exceptions 1 and 2 to remain.

Section 907.2.3 Group E Exception 3 is replaced as follows:

3. Manual fire alarm boxes and automatic detection are not required throughout Group E occupancies that are protected with automatic sprinklers throughout, where all the following conditions are met:
 - 3.1 Interior corridors are protected by smoke detectors.
 - 3.2 Manual fire alarm boxes are provided in the auditorium, cafeteria, gymnasium and staff locations.

Section 907.2.3 Group E Exception 4 is replaced as follows:

4. Conversion of existing buildings to a small day care center complying with IBCA Section 305.2.4 and E occupancies with less than 20 occupants excluding staff that is provided with smoke alarms complying with NFPA 72 located throughout. Smoke alarms shall be interconnected and provided with a power source complying with Section 907.2.11.6. Smoke alarms with an integral strobe shall be provided in staff offices and teachers' lounge. Where battery operated smoke alarms are permitted by IBCA 305, existing buildings shall be provided with battery operated smoke alarms with 10 year tamper proof lithium batteries.

Section 907.2.3.1 is added as follows:

907.2.3.1 Existing E occupancies. Where an existing Group E occupancy building undergoes an addition or alteration, an emergency voice/alarm communication system shall be provided throughout the new and existing Group E occupancy in accordance with IFC Section 907.5.2.2, as amended.

Exceptions:

1. Where the Group E area increase is less than 20% and locations of smoke detectors comply with the existing building coverage.
2. Where the building alteration or addition does not increase the aggregate occupant load of the Group E occupancy to 100 or more.

Section 907.2.6 Group I is amended by adding the following after the last sentence:

An emergency voice/alarm communication system in accordance with IFCA Section 907.5.2.2, as amended, shall be installed where partial evacuation is provided.

Exceptions 3 and 4 are added as follows:

3. A pre-signal system may be installed if approved by the fire code official. Twenty-four hour personnel supervision is required at approved locations. Chimes may be installed in lieu of audible notification appliances as approved by the fire code official. Denver Fire Department approval is required for pre-signal application or alarm verification.
4. Automatic fire detectors are not required in sprinklered areas less than 24 sq. ft. (2.23sq m.).

Section 907.2.6.2 Group I-2 is replaced as follows:

907.2.6.2 Group I-2. An automatic smoke detection system shall be installed in corridors in Group I-2 Condition 1 facilities and spaces permitted to be open to the corridors by Section 407.2 of IBC Section 407.2. Corridors and areas open to corridors in Group I-2 occupancies shall be provided with automatic smoke detection. Additionally, Group I-2 occupancies shall be provided with smoke detection as required in IBC Section 407.2 where not in conflict with this section.

Sections 907.2.6.3.4 Zoning and annunciation and 907.2.6.3.5 Monitoring are added as follows:

907.2.6.3.4 Zoning and annunciation. Alarm, supervisory and trouble signals shall be displayed at the annunciation panel and be transmitted to the central alarm station. Alarm signals shall indicate the type of alarm and the zone of origin, in accordance with NFPA 72. Separate zones shall be provided for individual fire protection systems, buildings, building levels, cell complexes and sections of floors constructed as smoke compartments.

907.2.6.3.5 Monitoring. The fire alarm system shall be monitored by an approved central alarm station service or by transmission of a local alarm which will give audible and visible signals at an approved constantly attended location.

Section 907.2.6.4 Group I-4 day care facilities is added as follows:

907.2.6.4 Group I-4 day care facilities. Day care occupancies shall be provided with an approved manual fire alarm and automatic detection system throughout the occupancy. Occupant notification shall be provided in accordance with IFC Section 907.5, as amended. Conversion of existing buildings to small day care centers in accordance with IBCA 308.6 shall comply with this section.

Exceptions:

1. If less than 50 occupants, the system is not required to be monitored by a central alarm station.
2. Where the occupant load is 20 or fewer—manual fire alarm systems and automatic smoke detection systems are not required where 120v AC smoke alarms with battery back-up, wired to an un-switched source are provided.
3. Manual fire alarm boxes are not required throughout the building where all the following apply:
 - a. Interior corridors are protected by smoke detectors.
 - b. System central alarm station monitoring is provided.
 - c. Manual boxes are provided in locations supervised by staff in accordance with Item 4 below.

4. Where an approved automatic sprinkler system is installed throughout a Group I-4 child day care occupancy, manual pull stations shall only be required in locations supervised by staff, (e.g. teachers' or nurses' lounge, custodial office, boiler room, administrative areas, auditorium and cafeteria). Notification appliances that activate on sprinkler waterflow and/or activation of a pull station shall be provided throughout.

Section 907.2.11 Single- and multiple station-station smoke alarms is replaced as follows:

907.2.11 Single- and multiple station-station smoke alarms. Listed single- and multiple station-station smoke alarms complying with UL 217 shall be installed in accordance with IFC Sections 907.2.11.1 through 907.2.11.6, as amended, and NFPA 72, Chap 29. As approved by the fire code official, smoke alarms may be connected to a fire alarm system for supervision only. Smoke alarms within dwelling and sleeping units shall be inspected and tested in accordance with NFPA 72, Chap 14 and the manufacturer's instructions. A hard-copy log of all inspections, testing, maintenance and battery changes shall be kept at the property. This log shall include the dates of inspection, testing, maintenance and battery change and the person performing such. Upon request, a copy of the log shall be provided to the fire code official. If this information is not current or available, an inspection shall be made to inspect and test all devices or the property owner or agent of the property owner shall be directed to retain a firm licensed by the Denver Fire Department to inspect and test all devices and submit a report of the inspection findings to the fire code official.

Exception: Residential occupancies regulated by the *International Residential Code* shall comply with the applicable provisions of that code.

Section 907.2.11.2 Item 4 is added as follows:

4. Placement of combination smoke and carbon monoxide alarms in buildings containing dwelling units shall comply with Section 915.7

Section 907.2.13 High-rise buildings is replaced as follows:

907.2.13 High-rise buildings. High-rise buildings provided with a fire command center in accordance with Section 508, manual fire alarm boxes located in accordance with IFC Section 907.4.2 and an automatic fire alarm and detection system in accordance with IFC Section 907.2.13.1, as amended, a fire department communication system in accordance with Section 907.2.13.2, and an emergency voice/alarm communication system in accordance with IFC Section 907.5.2.2, as amended, that provides occupant notification of alarm on the fire floor, floor above, floor below and at the level of the FCC.

Exceptions 1-6 to remain.

Section 907.2.13.1. Automatic smoke detection is amended by adding items 3, 4, 5 and 6 as follows:

3. In all interior corridors serving as a means of egress for Group R-1, R-2 and R-4 occupancies, with an occupant load of 10 or more.
4. Not less than one foot but no more than three feet on the occupied side of each door that enters a refuge area, elevator lobby and exit stairway which does not directly exit from a refuge area, for occupancies other than R-1, R-2 and R-4.
5. At the top of stairwells and in elevator hoistways (heat detectors in accordance with Section 907.3.3). These devices shall initiate an alarm condition and illuminate the respective indicator at

the graphic annunciator. They shall not initiate occupant notification or the smoke control sequence.

6. Where unenclosed vertical openings are permitted by IBC Section 712, smoke detectors shall be located around the perimeter of the opening, on each level, not less than four feet from the edge of the opening. Unenclosed stairway and escalator openings shall comply with this Section and IBC 712.1.3. Two-story openings in other than I-2 and I-3 occupancies shall comply with IBC Section 712.1.9. See Section 907.2.14 for atriums.

Section 907.2.13.2 Fire department communication system is replaced as follows:

907.2.13.2 Fire department communication system. Two-way telephone communication services shall be connected to a UL 864 listed fire alarm system. Design of the fire department communications system shall consist of both of the following:

1. Hardwired components, in accordance with Section 907.2.13.2.1, consisting of permanent handsets, amplifiers and cable system for selective and “all-call” operation. Components shall be listed under UL product category code designation UOXX.
2. Radio communications using the emergency responder radio communications enhancement System (RES) in accordance with Section 510, designed and installed for full coverage in accordance with Section 510.1.1.

Section 907.2.13.2.1 Hardwired systems is added as follows:

907.2.13.2.1 Hardwired systems. A two-way, Fire Department communication system shall be provided for Fire Department use, each phone on the two-way Fire Department communication system shall have a separate control switch on the fire alarm control unit which distinctly identifies the location of the phone in use. The vertical riser and distribution wiring shall be installed in accordance with the *National Electrical Code* and shall comply with the pathway survivability requirements of NFPA 72, 24.5.

Section 907.2.13.2.1.1 Handsets is added as follows:

907.2.13.2.1.1 Handsets. Permanently mounted telephone handsets shall be provided. Each permanently mounted handset shall initiate a signal from the handset to the FCC. Permanently mounted telephone handsets shall be provided in the locations listed below:

1. Each mechanical room with fans used for smoke control
2. Emergency and standby power rooms
3. Each fire pump room
4. Each elevator equipment room

Section 907.2.13.3 Alarm notification is added as follows:

907.2.13.3 Alarm notification. Alarm notification in high-rise buildings shall comply with IFC Section 907.5, as amended, and notify occupants on the floor in alarm, the floor above, the floor below and at the level of the fire command center. Silence function shall be provided to independently silence notification appliances at the level of the FCC. This function shall be accomplished by an approved switch located in the FCC.

Section 907.2.13.4 Smoke control system activation is added as follows:

907.2.13.4 Smoke control system activation. Smoke control systems shall be automatically activated by alarm-initiating devices including return riser duct detectors, water flow switches, manual pull stations, and manual operation from the fire command center (FCC), in accordance with Sections 907.2.13.4.1 and 907.2.13.4.2. After the initial alarm activation, any subsequent automatic alarm activation on another floor shall initiate the floor exhaust sequence in accordance with Section 907.2.13.4.2.

Exception: Main sprinkler system water flow, heat or smoke detectors located in stair or hoistway enclosures, kitchen hood suppression activation and sprinkler system water flow in building service chutes or shafts.

907.2.13.4.1 Activation of pressurization. Activation of stair and elevator hoistway enclosure pressurization shall be initiated by activation of any alarm-initiating device in accordance with Section 907.2.13.4 above.

Exception: On vegetated roofs, activation of rooftop manual pull stations shall not activate building vertical pressurization systems.

907.2.13.4.2 Smoke control exhaust. Exhaust in a smoke control zone shall be automatically activated by any automatic fire alarm or sprinkler initiating device within the respective smoke control zone. Unless otherwise approved by the fire code official, each floor of a high-rise building shall be considered a separate smoke control zone.

Exceptions: Kitchen hood suppression system activation-

Section 907.2.13.5 Annunciation is added as follows:

907.2.13.5 Annunciation. Graphic annunciation in accordance with Section 907.6.4.1.2 or computer graphic annunciation in accordance with Section 907.6.4.1.3 shall be provided.

Section 907.2.13.6 Elevator status/control panel is added as follows:

907.2.13.6 Elevator status/control panel. An elevator status/control panel shall be provided. The elevator status/control panel shall comply with DFD policy 907.2.13.6 and:

1. Identify each elevator cab alphanumerically and the floors it serves. Identify corresponding cab number in elevator cab.
2. Indicate elevator(s) that are operating on emergency power. Visual indicators in accordance with ASME A17.1 are required.
3. Have a placard at elevator status/control panel stating how many elevators can operate under emergency power simultaneously.
4. Indicate elevator car position.
5. Indicate whether the elevators are operational.
6. Indicate direction of travel.
7. Have key switches as required for selective activation of cars if all are not capable of simultaneous operation on secondary power.
8. Phase I Fire Service Recall Key switches in accordance with ASME A17.1.
9. Two-way communication system from the elevator to the FCC shall be incorporated on the elevator status panel. Two-way communication systems shall meet ASME A17.1.

No other elevator functions shall be installed on these panels without approval from the fire code official.

Section 907.2.13.6.1 Fire service elevator status panels is added as follows:

907.2.13.6.1 Fire service elevator status panels. Status of designated fire service elevators shall be displayed on an approved standard emergency services interface in accordance with Section 919.9. These indications shall be combined with the requirements of Section 907.2.13.6.

Section 907.2.13.7 Emergency generator status panel is added as follows:

907.2.13.7 Emergency generator status panel. An emergency generator status panel shall be provided. The emergency generator panel shall show:

1. Operating status (on-off) and malfunction indication as required by NFPA 110
2. Indication of transfer switch position (normal-emergency)
3. Indication that generator is in automatic mode
4. Main fuel oil storage tank low fuel level alarm.

Section 907.2.13.8 Fire pump status panel is added as follows:

907.2.13.8 Fire pump status panel. A fire pump status panel shall be provided. The fire pump panel shall have:

1. Remote operating status indication as required by NFPA 20.
2. Motor/engine running/on or off. Pump running indication shall be transmitted to the fire alarm control panel as a supervisory signal and distinctly annunciated.
3. Low fuel level alarm for fire pump fuel tank.

Section 907.2.14 Atriums connecting more than two stories is replaced as follows:

907.2.14 Atriums connecting more than two stories. A smoke detection and smoke exhaust system shall be provided in atriums that connect more than two stories. The smoke exhaust system shall be designed in accordance with Section 909.14.

907.2.14.1 Activation. Activation of two smoke detectors in the atrium shall initiate the atrium exhaust sequence. In high-rise buildings, activation of a smoke detector located in areas separated from the atrium by a smoke barrier shall operate in accordance with Section 907.2.13.4.

907.2.14.2 Detection. Detection shall be as follows:

1. Area type smoke detectors, spaced in accordance with NFPA 72, shall be installed at the atrium ceiling where the ceiling is 30 feet (9.144 m) or less from the floor of the atrium. If the ceiling is greater than 30 feet (9.144 m) from the atrium floor, beam type detectors shall be installed. A detection system with alarm verification may be installed. The initial device in alarm shall initiate a supervisory condition at the fire alarm panel.
2. On the underside of projections into the atrium, spaced in accordance with NFPA 72.

3. Around the perimeter of the atrium opening on all floors open to the atrium. The detectors shall be spaced not more than 30 feet (9.144 m) on center and shall be located within 15 feet (4.572 m) of the atrium opening.
4. In high-rise buildings, where any part of the floor is open to an atrium, smoke detectors shall be located throughout the floor not included in the atrium area for every 2500 sq. ft. (232.258 sq m) of occupied floor space. No smoke detector shall serve more than one smoke zone.
5. All smoke detectors shall be accessible for maintenance and testing.

Sections 907.2.20.1 Smoke detection in covered malls is added as follows:

907.2.20.1 Smoke detection in covered malls. Where covered malls require a smoke control system in accordance with IBC Section 402.7.2, smoke detection shall be provided in accordance with Section 907.2.14.1.2.

Section 907.2.23 Battery rooms is amended by adding an Exception as follows:

Exception: A dedicated, detached on grade structure not to exceed 1,000 square feet.

Section 907.2.24 Airport buildings and structures is added as follows:

907.2.24 Airport buildings and structures. See NFPA 415, as amended in accordance with IBCA Appendix S.

Section 907.3.1 Duct smoke detectors is amended by replacing Exception 1 as follows:

1. Spot-type smoke detectors may be used for return air system connection to vertical risers serving two or more stories in accordance with NFPA 72. Detectors shall be listed for the maximum anticipated airflow velocity. Detectors concealed above the ceiling shall be provided with a remote indicating light mounted on the ceiling directly below the device. Remote indicating lights shall be installed in an accessible, visible area directly below or adjacent to the detector in accordance with Section 907.4.3.1.

Section 907.3.2 Delayed egress locks is amended by adding the following to the end of the last sentence:

...and in compliance with IBCA Appendix Q.

Section 907.3.3 Elevator emergency operation is replaced as follows:

907.3.3 Elevator emergency operation. Automatic fire detectors installed for elevator emergency operation shall be installed in accordance with ASME A17.1 and NFPA 72. Where required, fixed temperature 190 degree F heat and smoke detectors shall be provided for shunt trip and recall operation. Where sprinklers are not provided in elevator hoistways in accordance with NFPA 13, 8.15.5, 135 degree F heat detectors shall be installed at the top of the hoistway for recall operation. Where elevator machinery is installed in a non-sprinklered hoistway, 135 degree F heat detectors shall be installed at the top of the hoistway for recall operation. Smoke detectors shall be installed in all machine rooms, control rooms and machine and control spaces. Where the pit of hydraulic elevators are not sprinklered in accordance with NFPA 13, 8.15.5.2, a 135 degree F heat detector shall be installed within 24" of the floor of the pit for the required recall operation. Where environmental or other conditions prohibit installation of smoke detectors for recall, 135 degree F fixed temperature heat detectors shall be permitted to substitute for the required recall smoke detectors. In buildings with a fire alarm system, these detectors shall be connected to the building fire alarm system.

Exceptions:

1. For existing buildings undergoing an elevator alteration, replacement or new installation, an administrative modification shall be submitted for approval where an existing complying fire alarm control unit cannot be expanded within its listing to accommodate required devices for recall and shunt trip. Upon approval by the fire code official, a temporary “elevator recall and supervisory panel” shall be installed in accordance with the provisions of the Administrative Modification.. This panel shall report alarm and supervisory signals to the main FACP. The duration of a temporary elevator recall control and supervisory control unit installation shall not exceed 36 months from the date the temporary control unit permit is issued.
2. For existing buildings undergoing an elevator alteration, replacement or new installation, and not equipped with a required fire alarm system, a dedicated “elevator recall control and supervisory control unit” shall be provided. This panel shall be located in accordance with Section 907.1.5.

Sections 907.3.3.1 In buildings without a fire alarm system is added as follows:

907.3.3.1 In buildings without a fire alarm system, system smoke detectors and a dedicated fire alarm system control unit shall be provided that is designated as an “elevator recall control and supervisory panel.” The system shall be designed and installed in accordance with NFPA 72 and ASME A17.1.

Section 907.3.3.2 Where sprinklers are provided in elevator shafts and machine rooms, spaces or control rooms or spaces is added as follows:

907.3.3.2 Where sprinklers are provided in elevator shafts and machine rooms, spaces or control rooms or spaces, elevator power shunt trip shall be activated prior to sprinkler operation in accordance with NFPA 72.

Section 907.3.3.3 Shunt trip circuit breakers shall be located is added as follows:

907.3.3.3 Shunt trip circuit breakers shall be located in either the main power distribution room or installed in the elevator machinery room/space in a NEMA 3R enclosure.

Section 907.3.3.4 System smoke detectors shall be located in elevator lobbies, sprinklered hoistways and machine/control rooms/spaces is added as follows:

907.3.3.4 System smoke detectors shall be located in elevator lobbies, sprinklered hoistways and machine/control rooms/spaces. Activation of these smoke detectors shall return to level of exit discharge, nonstop, all elevators serving that, lobby or with control equipment in the affected machine/control room/space except for the smoke detector in the elevator lobby at level of exit discharge which shall return the elevators to an alternate level. Elevators without a landing at level of exit discharge shall be returned to the landing that is closest to level of exit discharge or other approved level. The alternate level shall be approved by the fire code official. Elevators shall remain at the level where they returned, with doors open, until being manually overridden by the operator key switch required by ASME A17.1 or the elevator control panel in the FCC. Use of detector relay bases for recall activation is specifically prohibited.

Exception: Upon recall, elevators in pressurized hoistways shall return to the designated or alternate level. Doors shall remain open for 60 seconds and then close.

Section 907.3.3.5 Elevator firefighter indicator is added as follows:

907.3.3.5 Elevator firefighter indicator. Section 2.27.3.2.6 of ASME A17.1/CSA B44-2013 is deleted as a reference. Operation of the elevator firefighter indicator shall comply with Section 907.3.3.5.1 or 907.3.3.5.2.

Section 907.3.3.5.1 New elevators is added as follows:

907.3.3.5.1 New elevators. When elevator recall is initiated by detection devices located in the elevator lobby, the firefighter indicator shall illuminate steady. Independent of the initiating device, when a detection device located in the elevator hoistway, machine room or other elevator control space activates, the firefighter indicator shall illuminate intermittently (flashing).

Section 907.3.3.5.2 Alterations to existing elevators is added as follows:

907.3.3.5.2 Alterations to existing elevators. Where an existing elevator is modified under any alteration encompassing a scope of work described under 7CCR 1101-8, the elevator firefighter indicator shall function in accordance with Section 907.3.3.5.1. This requirement applies when any alterations are made to the firefighter's emergency operation.

Section 907.4.3.1 Automatic sprinkler system is renumbered to 907.4.3.2.

Section 907.4.3.1 Remote indicating lights is added as follows:

907.4.3.1 Remote indicating lights. A remote indicating light shall be installed for detector(s) within each room with an entry door. The indicating light shall be located on the wall or ceiling above the door and within 12 inches (30.48 cm), on the exit corridor side. This shall include each door leading through adjoining or intervening rooms from an exit corridor to that room (progressive type). Remote indicating lights shall be installed on the ceiling directly below detectors located above ceilings. Remote indicating lights shall latch "on" and remain lit (steady, or flashing at a minimum rate of one flash per second) until the fire alarm system is reset.

Exception: Remote indicating lights may be deleted where a point-lit or computer graphic annunciator is provided.

Section 907.5 Occupant notification systems is amended by adding Exceptions 2 and 3:

1. Smoke alarms in dwelling units and rooms used for sleeping purposes in R-1 occupancies. Duct detectors shall initiate a supervisory signal only.
2. Occupant notification shall not activate upon operation of detectors at the top of stairwells or in elevator hoistways or main or service chute water flow devices.

Section 907.5.2 Alarm notification appliances is replaced as follows:

907.5.2 Alarm notification appliances. Audible and visible alarm notification shall be provided to alert occupants of the area having a fire alarm system as well as in the means of egress serving the occupancy. The fire alarm control panel shall incorporate an alarm silencing switch that shall only de-activate the audible notification appliances until the system is manually reset. Alarms shall be provided in accordance with IFC Sections 907.5.2.1, 907.5.2.2 and 907.5.2.3, as amended, and as required by other sections of this code. Notification appliances shall be listed for the purpose.

Section 907.5.2.1 Audible alarms is amended by adding the following after the last sentence:

In theaters, nightclubs, dance halls, ballrooms and similar areas, means shall be provided to reduce or eliminate background noise upon activation of the fire alarm system. Fire alarm audible notification shall comply with IFC Sections 907.5.2.1.1 and 907.5.2.1.2.

Section 907.5.2.1 Audible alarms Exception 1 is replaced as follows:

1. Alternate alarm notification shall be permitted in critical care areas of Group I-2 occupancies as approved by the fire code official.

Section 907.5.2.1.3 Low frequency alarms is added as follows:

907.5.2.1.3 Low frequency alarms. Low frequency alarm signal appliances shall be provided for general alarm notification to all sleeping units in accordance with NFPA 72, 18.4.5.3.

Section 907.5.2.2.3 Alternate uses is replaced as follows:

907.5.2.2.3 Alternate uses. The emergency voice/alarm communication system may be used for other emergency communication announcements with the approval of the fire code official.

Section 907.5.2.2.6 Low frequency alarm signal is added as follows:

907.5.2.2.6 Low frequency alarm signal. A minimum of two cycles of an alert tone complying with NFPA 72, 18.4.5.3 shall precede and follow required voice evacuation messages.

Section 907.5.2.2.7 Background noise reduction is added as follows:

907.5.2.2.7 Background noise reduction. In very high noise areas, such as theaters, nightclubs, ballrooms and dance halls, the system shall be designed to reduce or eliminate the background noise upon alarm activation.

Section 907.5.2.3.2 Visible notification appliances in Groups I-1 and R-1 occupancies is replaced as follows:

907.5.2.3.2 Visible notification appliances in Groups R-1 and I-1 occupancies. Group R-1 and I-1 sleeping and dwelling units shall be provided with visible notification activated by an integral in-room smoke alarm required by Section 907.2.11. Visible notification appliances shall also be provided which are activated by the building fire alarm and/or automatic sprinkler system. The minimum number of sleeping units per building to be provided with visible notification appliances shall be in accordance with IFC Table 907.5.2.3.2. All accessible units required by IBC Table 1107.6.1.1 shall be provided with visible notification appliances as part of this requirement.

Section 907.5.2.3.3 Group R-2 is replaced as follows:

907.5.3.3 Visible notification appliances in Group R-2 occupancies. Group R-2 sleeping and dwelling units shall be provided with visible notification activated by an integral in-room smoke alarm required by Section 907.2.11. Visible notification appliances shall also be provided which are activated by the building fire alarm and/or automatic sprinkler system. The minimum number of sleeping units per building to be provided with visible notification appliances shall be in accordance with IFC Table 907.5.2.3.2. All accessible units required by IBC Table 1107.6.1.1 shall be provided with visible notification appliances as part of this requirement.

Section 907.5.2.3.4 Visible notification appliances in R-3 and R-4 occupancies is added as follows:

907.5.2.3.4 Visible notification appliances in R-3 and R-4 occupancies. Sleeping rooms shall be provided with visible notification activated by an integral in-room smoke alarm. Visible notification appliances shall also be provided which shall be activated by the building fire alarm and/or sprinkler system, where provided.

Exception: Buildings that do not contain more than two dwelling units.

Section 907.6 Installation and monitoring is replaced as follows:

907.6 Installation and monitoring. A fire alarm system shall be installed and monitored in accordance with this section and NFPA 72.

Section 907.6.1 Wiring is replaced as follows:

907.6.1 Wiring. Fire alarm system and communications wiring shall comply with provisions of NFPA 72 and NFPA 70 (NEC) Article 760. Wiring color code shall be consistent throughout the entire system and permanently posted inside the fire alarm control panel. Separate colors shall be used for each type of initiating circuit, indicating circuit and control circuit. Color coding shall be by continuous colored insulation or by application of six-inch (15.24 cm) long colored heat-shrink tubing at the end of each conductor at all splices, taps and terminations. Wiring shall not be painted. Wireless protection systems utilizing radio-frequency transmitting devices shall comply with the special requirements for supervision of low-power wireless systems in NFPA 72.

Section 907.6.1.1 Survivability is added as follows:

907.6.1.1 Survivability. Where occupant relocation or partial evacuation is part of the building life-safety plan, fire alarm system communication and other required emergency communication systems survivability shall be provided in accordance with NFPA 72 and this Section. Audible and visible notification appliance circuits, and firefighter two-way communications, shall be designed and installed such that attack by fire within an evacuation zone shall not impair control and operation of the system outside the evacuation signaling zone.

Exceptions:

1. Two way communication systems at elevator landings or elevator lobby area of rescue assistance as required by IFC Section 1009.8.
2. Notification appliance circuits shall not be routed through stairway enclosures except for the required appliances located in the stairway enclosure.

Section 907.6.1.1.1 System Design is added as follows:

907.6.1.1.1 System design. Where survivability is required, the systems wiring shall be designed to meet Pathway Survivability Level 3 in accordance with NFPA 72.

Exception: Stacked electrical closets that are separated from the remainder of the building by two hour fire-resistance rated fire barriers are permitted as a “protected area” for application of NFPA 72, 12.4.4(3). Where communication “risers” are routed horizontally because the rated rooms do not stack, the wiring shall be installed utilizing circuit integrity cable installed in conduit per UL FHIT.28 or routed in 2-HR fire resistance rated horizontal assemblies.

Section 907.6.1.2 Communication systems in existing buildings is added as follows:

907.6.1.2 Communication systems in existing buildings. Where occupant partial evacuation/relocation notification is provided and the existing communication systems comply with one of the performance design alternatives below, those systems shall be permitted to remain. The systems shall be maintained in accordance with the original design. Retrofit of existing systems are permitted to comply with the provisions of this section.

1. Separate "A" and "B" risers with alternating floor speakers, designed such that no more than ½ the speakers on a floor shall be affected by loss of any one amplifier, pre-amplifier or cable within the floor or communication zone.
2. Class A wiring configuration for risers and floor distribution provided system survivability is maintained in the event of a failure of any distributed or banked amplifier to limit the failure to no more than ½ the notification appliances on the floor plate in the notification zone. Internally backed-up amplifier modules are acceptable.
3. Class A wiring configuration for risers and class B floor distribution wiring with alternating speakers such that system survivability is maintained in the event of a failure of any distributed or banked amplifier to limit the failure to no more than ½ the notification appliances on the floor plate in the notification zone. Internally backed-up amplifier modules are acceptable.

Section 907.6.1.3 Monitoring integrity is added as follows:

907.6.1.3 Monitoring Integrity. Conductors and connections that interconnect equipment, devices and appliances shall be monitored for integrity, in accordance with NFPA 72, Chapter 12. Power supplies and in-building fire emergency voice/alarm communication systems shall be monitored for integrity in accordance with NFPA 72, Chapter 10.

Section 907.6.6 Zones is replaced as follows:

907.6.4 Zones. All fire alarm systems shall be divided into alarm zones. When two or more alarm zones are provided, visible zone indication shall be provided at an approved location. Zones shall comply with this section unless otherwise approved by the fire code official. Trouble and supervisory signals shall be indicated in accordance with this section and NFPA 72. Annunciator panels shall comply with Section 907.6.4.1. Annunciation zones shall comply with the following.

Each building level shall be annunciated separately as follows:

1. All manual devices.
2. All automatic devices.
3. Where standpipes are required in accordance with IFC Section 905, at each fire sprinkler water flow detection device. Sprinkler zones shall comply with NFPA 13.

Separate visible indication shall be provided for:

1. Main fire sprinkler flow. Individual risers in accordance with IFC Section 903.
2. Each special extinguishing system
3. Each non-required system
4. Each special detection system
5. Each stairway (where detection is provided)
6. Each emergency alarm system in accordance with Sections 908 and 915 and Chapters 50 and 53.

7. Each elevator hoistway and machine room (separate zone indication for smoke and heat detectors as provided)
8. System trouble
9. Sprinkler control valves (supervisory only). Maximum 20 devices per zone
10. Duct detectors (supervisory only). Maximum 20 devices per zone
11. Fire pump running supervisory indication
12. Elevator shunt trip power supervisory indication
13. Radio enhancement system power supervisory indication
14. Area of rescue assistance two-way communication supervisory indication
15. Radio enhancement system malfunction supervisory indication
16. Radio communicator trouble

Section 907.6.4.1 Annunciator panels is replaced as follows:

907.6.4.1 Annunciator panels. Annunciator panels shall be point-lit graphic or computer graphic or a directory LED point display type as approved by the fire code official. Upon initiation of an alarm, supervisory or trouble condition the panel shall record the status. Alarms shall “lock-in” until the fire alarm system is reset with a dedicated reset switch located at the main fire alarm control panel. Annunciation lights shall be red for “Alarm” and yellow for “Trouble” and “Supervisory” signals. Each signal type shall be distinctly identified.

Exception: Where a monitored building fire alarm control unit is not provided, annunciator panels are not required for a dedicated function elevator recall control and supervisory control unit or sprinkler waterflow and supervisory control unit.

907.6.4.1.1 Directory annunciator. A directory annunciator shall be provided as required. Location shall be field approved. The annunciator shall be provided with individual alarm indications in accordance with Section 907.6.4 for each zone. Indicators shall be of sufficient size and intensity to be visible in normal lighting.

907.6.4.1.1.1 Building plans. Scaled floor plans shall be permanently mounted adjacent to directory type annunciator panels. Plans shall be of durable construction, easily readable in normal lighting, protected by a smooth, transparent, plastic surface and shall include every building level including mezzanines and roofs. Plan content shall comply with Appendix N.

907.6.4.1.2 Point-lit graphic annunciator. A graphic annunciator shall be provided as required in Sections 907.6.4.1.2.1 through 907.6.4.1.2.3.

907.6.4.1.2.1 When required. A point-lit graphic annunciator is required for the following: underground buildings, high-rise buildings, buildings with a smoke control system in accordance with Section 909 and where required for a pre-action fire sprinkler or clean agent extinguishing system in accordance with Section 907.6.7.

907.6.4.1.2.2 Location in building. Location of annunciators shall be field approved. Locations depicted on reviewed drawings are not permitted until field verification is secured.

907.6.4.1.2.3 Graphics. The annunciator shall consist of building plans in accordance with Appendix N, with the addition of discrete LED indications for each alarm and supervisory

initiating device. The annunciator shall be provided with a momentary push-button “Lamp Test.” Separate indications for “Trouble” and “Supervisory” conditions shall be provided.

Section 907.6.4.1.3 Computer graphic display is added as follows:

907.6.4.1.3 Computer graphic display. Computer graphic displays shall be permitted for individual system designs. Systems shall be fully compliant with UL 864. Systems shall contain a full color primary and secondary display. Demonstration of the specific equipment to be installed with the actual operating software for the proposed system shall be presented to the fire code official. Operator interface to the graphic shall be based on:

1. Ease of use. Primary operator interface shall be standard 2-button mouse driven. Optional secondary interfaces may be provided.
2. Adequacy of display for operational purposes. Displays shall be capable of presenting the entire floor plate with all devices and device status shown on an initial alarm screen. On any alarm indication, the floor plate in alarm shall come up on the screen with all devices shown and the device in alarm highlighted. Display segmentation from this initial view shall be possible for expanding the view of the area of alarm incidence. Displays shall be contrasting black lines and lettering on a white background.
3. Flexibility of system for upgrade.
4. Minimal proprietary components. Accepts standard picture file types.
5. Plain English report generation of events, histories, maintenance schedules, device status and settings and user access.
6. UL-864 listed event-driven primary display. Secondary display(s) as approved by the fire code official. All displays shall be specified for 24-hour, 7-day continuous operation. A 3-year warranty is recommended.
7. Secure access.
8. Fire alarm device icons shall be in accordance with NFPA 170 or graphic icons as approved by the fire code official.

Building plans in accordance with Section 907.6.4.1.1.1 shall be provided and shall be located as approved by the fire code official.

Section 907.6.7 Pre-action and clean agent extinguishing systems is added as follows:

907.6.7 Pre-action and clean agent extinguishing systems. Pre-action and clean agent extinguishing systems shall have a dedicated releasing panel and annunciator connected to the building fire alarm system where provided. Pre-action systems shall be installed in accordance with NFPA 13. Clean agent systems shall comply with IFC 904.10. Control panels shall be listed for releasing service. Control panel and annunciator shall be located outside the protected area in a location approved by the fire code official. Areas protected by a single releasing panel shall be contiguous. Shop drawings for system installations shall be submitted in accordance with Appendix N, NFPA 13 and NFPA 2001. Cross-zoned detection systems shall transmit a building alarm on activation of the first initiating device. Fire protection piping and initiating device, control and annunciation drawings shall be submitted together.

Clean agent systems are supplemental and not permitted to substitute for required automatic sprinkler systems unless specifically approved by the fire code official.

Section 907.6.7.1 Annunciation is added as follows:

907.6.7.1 Annunciation. Pre-action and clean agent systems shall be provided with a local directory annunciator zoned for manual, smoke detector, flow alarm and tamper supervisory indications in accordance with Section 907.6.4.1.1. Systems with under floor and/or above ceiling detection devices shall be provided with a point-lit graphic annunciator in accordance with Section 907.6.4.1.2. Systems shall annunciate alarm and supervisory conditions at the main building fire alarm panel.

Section 907.6.7.2 Application of pre-action systems is added as follows:

907.6.7.2 Application of pre-action systems. The types of pre-action systems that are approved for use in accordance with NFPA 13 are: single interlock, non-interlock and double-interlock systems. Installation of double-interlock pre-action systems shall be subject to approval by the fire code official.

Section 907.10 Non-required full or partial systems is added as follows

907.10 Non-required full or partial systems. Fire alarm systems and fire detection systems not required in this Code or by special agreement are not required to be connected to a central station. Where non-required fire alarm and/or fire detection systems are connected to a central station, the central station shall be an approved Class I central station. Multiple central station connections from one building are not permitted unless approved by the fire code official. Installation of non-required full or partial fire alarm or fire detection systems shall comply with NFPA 72, Chapter 23. Zone annunciation shall be provided in accordance with Section 907.6.4. Annunciator and control panels for non-required or partial systems shall be of an approved type and have permanent signage indicating “Non-required System” or “Partial System.” Partial and non-required systems shall be maintained operational. System removal shall be permitted only with the approval of the fire code official.

Exception: New and existing dwellings regulated by the *International Residential Code (IRC)*.

Section 907.10.1 General system design and installation requirements is added as follows:

907.10.1 General system design and installation requirements. Shop drawings must be submitted for approval. Documents shall be stamped and signed by a professional engineer licensed by the State of Colorado and shall comply with Section 907.1.2. Non-required systems installed in a building with a required fire alarm system shall have the non-required system connected to the required fire alarm control panel. Each non-required system shall annunciate as a separate zone at the required fire alarm control panel. Multiple fire alarm control panels are not allowed where a required system is installed.

Section 907.10.2 Design criteria is added as follows:

907.10.2 Design criteria. Design of non-required fire alarm systems shall comply with the following:

1. A minimum of one audible/visible alarm appliances per floor in an approved location.
2. One initiating device zone per floor.
3. Existing duct detectors are not required to be connected to a non-required system.
4. Secondary power is required for the FACP in accordance with NFPA 72.
5. Multiple non-required, non-monitored systems in a building are not required to be interconnected.

SECTION 908

EMERGENCY ALARM SYSTEMS

Section 908.7 Carbon dioxide (CO₂) systems is replaced in its entirety with the following:

908.7 Carbon dioxide (CO₂) and other inert gas systems. See IFCA Sections 5307, 5309, 5310 and 5311 for carbon dioxide (CO₂) and other inert gas emergency alarm systems.

Section 908.8 Emergency alarms is added as follows:

908.8 Emergency alarm systems. Emergency alarm systems shall be monitored by the building fire or sprinkler alarm control panel, where provided. An emergency alarm system shall be annunciated as a separate zone on the building annunciator and transmitted to the supervising station. Where multiple emergency alarm systems are installed, each shall be monitored and annunciated separately. Where the fire or sprinkler alarm control panel is not monitored by a supervising station, annunciation shall be provided in an approved location.

Subject to approval by the fire code official, separate emergency alarm control panels monitored by the building fire or sprinkler alarm control panel, or emergency alarm panels installed in buildings without a fire or sprinkler alarm system are permitted. Where permitted, separate emergency alarm control panels shall be installed in approved locations outside of the potentially contaminated areas. Multiple separate emergency alarm control panels are permitted; however, areas protected by a single separate emergency alarm control panel shall be contiguous.

Floor plans of the area protected by an emergency alarm system shall be provided in accordance with the requirements of Section 907.6.4.1.1.1. If two or more zones are provided on an emergency alarm system, directory-style LED annunciation shall be provided at the emergency alarm control panel. Systems with under-floor or above-ceiling initiating devices shall be provided with a point-lit graphic annunciator in accordance with Section 907.6.4.1.2 at the emergency alarm control panel. Supervisory and trouble signals shall be annunciated separately with yellow LEDs and alarm signals shall be annunciated with red LEDs.

Manual emergency alarm initiating devices shall be annunciated on separate zones from automatic emergency alarm initiating devices. Automatic emergency alarm initiating devices required for different hazards shall be annunciated on separate zones for each hazard. Automatic emergency alarm initiating devices for the same hazard located in separate rooms or areas, or separated by 100 feet or more in the same room or area shall be annunciated as separate zones.

Where required, manual emergency alarm initiation shall be designed in accordance with this section and the manual fire alarm requirements of NFPA 72. Manual emergency alarm-initiating devices shall be yellow or amber, comply with the mounting requirements of IFC Section 907.4.2 and be installed outside of each interior exit and exit access door, and inside of each exterior exit and exit discharge directly serving the potentially contaminated area(s) identified in IFC Sections 908.1 through 908.7.

Audible and visible emergency alarm notification appliances shall be installed on the interior of the areas identified in IFC Sections 908.1 through 908.6 per the notification requirements of NFPA 72. Audible and visible notification appliances along with clearly legible signage shall be installed outside of these occupancies in approved locations to alert all occupants possibly entering the potentially contaminated area.

Audible emergency alarm notification shall have tone and pattern distinctly different from fire alarm notification. Visible notification appliances shall be amber strobes or beacons. Subject to the approval of the fire code official, complete notification in accordance with NFPA 72 throughout a building or facility beyond the potentially contaminated area is not required provided the potential for migration of the hazard to other occupied areas is small. Signage shall be placed adjacent to the amber strobes/horns. The sign shall have a minimum 2-inch block lettering

with a minimum 1/2-inch stroke. The sign shall be on a contrasting surface of black on yellow and shall be of durable construction. Language shall be as approved by the fire code official.

Section 908.8.1 Emergency alarm systems shop drawings is added as follows:

908.8.1 Emergency alarm systems shop drawings. Shop drawings for emergency alarm systems shall be submitted for permit application as a deferred submittal in accordance with IBCA Section 133.5. Plan review and approval are required prior to issuance of a permit for system installation. Two sets of scaled, engineered installation shop drawings shall be submitted. Documents shall be of sufficient clarity and detail to fully describe the scope of work. Handwritten notes and comments on reproduced drawings are not acceptable. Submittals shall comply with Appendix N.

Section 909 Smoke Control Systems is replaced as follows:

SECTION 909

SMOKE CONTROL SYSTEMS

909.1 Scope and purpose. This section applies to mechanical smoke control systems when they are required by other provisions of this code. The purpose of this section is to establish minimum requirements for the design, installation and acceptance testing of smoke control systems that are intended to provide a tenable environment for the evacuation or relocation of occupants. Smoke control systems regulated by this section serve a different purpose than the smoke- and heat-venting provisions found in IFC Section 910. Mechanical smoke control systems shall not be considered exhaust systems under Chapter 5 of the *International Mechanical Code*.

Exceptions:

1. This provision does not preclude application of the performance based design calculations-
2. Stairway and hoistway pressurization system designs in high rise buildings where the uppermost occupiable floor is more than 250 feet above the lowest level of fire department vehicle access, and all healthcare occupancy groups, shall be performed by an engineering analysis.

909.2 General design requirements. Buildings, structures or parts thereof required by this code to have a smoke control system or systems shall have such systems designed in accordance with the applicable requirements of Section 909 and the generally accepted and well-established principles of engineering relevant to the design. The construction documents shall include sufficient information and detail to adequately describe the elements of the design necessary for the proper implementation of the smoke control systems. These documents shall be accompanied by sufficient information and analysis to demonstrate compliance with these provisions.

909.3 Smoke-exhaust control systems. As required by other sections of this code, smoke control system(s) shall be provided for high-rise buildings, atriums, covered malls, underground buildings, assembly occupancies with smoke-protected seating, stages and areas in accordance with IBC Section 410, airport buildings in accordance with IBCA Appendix S, and assembly occupancies with an aggregate of 1,000 or more occupants in high-rise buildings. This requirement shall be applicable to the Occupancy Groups as follows: A; B; E; M; R-1; R-2, and I-1 and I-3.

909.3.1 Unenclosed vertical openings. Where unenclosed vertical openings are provided as permitted by IBC Section 712, buildings with a smoke control system shall have the floor openings between smoke zones protected by draft curtains and closely spaced sprinklers installed in accordance with NFPA 13 smoke detectors located at the floor side of the opening.

909.4 Construction document submittals. Construction documents for smoke control systems shall be submitted for permit application with the construction drawings for the project in accordance with IBCA Section 154, including the seal and signature of the design professional responsible for the coordination of the smoke control design package

909.5 Shop drawing submittals (deferred submittal). The deferred submittal shall be consistent with the approved construction document submittal and reviewed by the engineer of record prior to submission to the Denver Fire Department in accordance with Appendix N.

909.6 Smoke barrier construction. Smoke barriers shall comply with IBC Section 709.

909.7 Power systems. The smoke control system shall be supplied with two sources of power. Primary power shall be from the normal building power system. Secondary power shall be from an approved emergency or standby source complying with NFPA 70 (NEC). The secondary power source and its transfer switches shall be in a separate room from the normal power transformers and switchgear and shall be enclosed in a room constructed of not less than 1-hour fire barriers ventilated directly to and from the exterior. Power distribution to the automatic transfer switch from the two sources shall be by independent routes. Transfer to secondary power shall be automatic and in compliance with NFPA 70 (NEC).

909.7.1 Power sources and power surges. Elements of the smoke control system relying on volatile memories or the like shall be supplied with uninterruptible power sources of sufficient duration to span a 15-minute primary power interruption. Elements of the smoke control system susceptible to power surges shall be suitably protected by conditioners, suppressors or other approved means.

909.7.2 Wiring. In addition to meeting requirements of NFPA 70 (NEC), all wiring, regardless of voltage, shall be fully enclosed within continuous raceways in mechanical rooms, electrical rooms, elevator equipment rooms and vertical risers. Wiring shall not be painted. The detection and control system wiring shall be clearly marked at all junctions, accesses and terminations.

909.8 Firefighter's smoke control panel. A firefighter's smoke control panel meeting the requirements of UL 864 and listed for smoke control under UL product category guide designation UUKL shall be provided and shall include manual control or override of automatic control for mechanical smoke control systems. Upon an alarm, the fire alarm system shall take direct control of all smoke control system components such as fans, dampers, activation of dedicated pressure control systems and status indication. The fire alarm system shall provide a signal to any temperature control or building automation systems for HVAC system enable/disable control and status. Where HVAC systems are utilized for smoke control the fire alarm system shall take direct control of those HVAC system components utilized for smoke control. Hard-wired interlock is acceptable. The fire alarm system shall provide automatic and manual override control and status. Terminal air distribution units may remain under their own normal building automation control. The panel shall be located in a fire command center complying with Section 509 in high rise buildings or buildings with smoke-protected assembly seating. In all other buildings, the firefighter's smoke control panel shall be installed in an approved location adjacent to the fire alarm control panel. The firefighter's smoke control panel shall comply with Appendix N.

909.8.1 Smoke control systems. The firefighter's control panel shall be provided for manual or override of automatic control of mechanical smoke control systems. This panel shall graphically depict the individual smoke control system fan and damper controls, their relative location within the building, stairwells, hoistways, building pressurization and exhaust airflow, refuge area pressurization and all other smoke control zones that apply. This panel shall clearly show the building arrangement and smoke control zones served by the systems. The graphic panel shall be oriented to the building and include a North reference compass point. A combination of vertical (section) and/or horizontal (plan) graphic arrangement may be necessary. The operating control and status indicators on the FSCP shall have a maximum height from the floor of 6 feet, 6 inches and a minimum

of 2 feet, 0 inches, and may require more than one section to accommodate height limitations. Layout, labeling and location of the fire fighters control panel shall be reviewed and approved by the Fire Department prior to fabrication.

909.9 System response time. Smoke control system activation shall be initiated immediately after receipt of an appropriate automatic or manual activation command. Smoke control systems shall activate individual components (such as dampers and fans) in the sequence necessary to prevent physical damage to the fans, dampers, ducts and other equipment. The total response time for individual smoke control systems to achieve their desired operating mode shall not exceed the following time periods:

Fan operating at desired state – 75 seconds

Damper position travel – 60 seconds

909.10 Testing of smoke control systems. Before the Fire Department accepts the smoke control systems and prior to initial occupancy, the smoke control systems shall be tested in their presence to confirm that the systems operate in compliance with this Section. In addition, all smoke control systems shall be tested annually and shall be maintained to perform its intended purpose under the code version with which it was built.

909.10.1 Acceptance testing. The requirements of acceptance testing defined hereinafter shall be the minimum requirements. All acceptance tests shall be witnessed by a Fire Department representative.

1. Furnish a testing procedure, reviewed by the smoke control system design professional engineer, to the Fire Department 72 hours in advance of the acceptance tests being performed. The procedure shall define how compliance with the code will be demonstrated. The procedure shall also identify what instrumentation including artificial smoke generating equipment, will be used during the testing.
2. Smoke control systems testing shall include the following subsystems to the extent that they affect the operation of the smoke-control system:
 - a. Fire alarm system (See NFPA 72)
 - b. Building automation and temperature control system
 - c. HVAC equipment
 - d. Electrical equipment
 - e. Power sources including emergency or standby power
 - f. Automatic suppression systems
 - g. Automatic operating doors and closers
 - h. Dedicated and non-dedicated smoke-control systems
 - i. Emergency elevator operation
3. Prior to witnessed acceptance testing of the smoke control systems, the design professional engineer shall confirm and advise the Fire Department in writing that the entire smoke control system has been installed, air balanced and tested in accordance with its design, plans, specifications and this code.
4. The following shall be notified so that they may witness the acceptance testing:
 - a. Design professional Engineer-of-Record
 - b. Building contractor
 - c. Owner's representative
 - d. Denver Fire Department

e. Denver Building Department

5. Unless otherwise approved by the Fire Department, sufficient smoke shall be generated to produce at least the volume of the smoke zone being tested within approximately five (5) minutes. All smoke-generating devices shall be supplied by the owner or his representative and shall meet with the approval of the fire code official.
6. Acceptance testing shall demonstrate that the correct outputs are produced for a given input for each control sequence specified. The following control sequences shall demonstrate complete smoke-control sequence.
 - a. Normal mode
 - b. Automatic smoke-control mode for first alarm
 - c. Manual override of normal and automatic smoke-control modes
 - d. Return to normal
7. After the smoke control system is activated, smoke shall not continue to migrate to other smoke zones of the building.
8. Smoke control systems shall demonstrate the ability to inhibit smoke from migrating across smoke zone boundaries to other areas and containment within the active smoke zone. Smoke control system shall also demonstrate the continual reduction of smoke concentration from within the active smoke zone.

909.10.2 Testing requirements. Tests shall be performed in full automatic mode with the building operating under both normal power and emergency power. Test equipment shall include manometer (calibrated within last 12 months), spring scale and other equipment as necessary to adequately measure and record system performance. Communications shall be provided between the test locations and the fire command center.

1. For a building that is not a high rise, multiple tests on more than one floor or smoke zone shall be required to demonstrate proper operation.
2. For high rise buildings, tests shall be conducted at a minimum of three locations.
 - a. A floor in the lower third, a floor in the middle third and a floor in the upper third of the building.
 - b. With a floor in alarm, an additional automatic alarm shall be initiated on a floor immediately above or below the initial floor in alarm. All floors in alarm shall go to exhaust mode
 - c. With a floor in alarm, a manual pull station on another floor shall be activated. Smoke control operation shall not be affected.
 - d. For atriums, more than one test may be required depending upon the atrium configuration, its relationship to adjacent spaces and if the atrium is located in a high-rise.
 - e. Activation of one smoke detector in each smoke control zone on each floor being tested.
 - f. Activation of at least one sprinkler flow switch.
 - g. Activation of at least one manual pull station.
3. For high rise buildings, pressure differentials shall be measured across stairway doors, across elevator/lobby/refuge corridor area doors and adjoining spaces, between atriums and areas immediately

adjacent to atriums where atriums are part of a high rise building. Door opening force into stair enclosures or refuge areas shall not exceed 30 lbs. under any conditions.

4. Upon activation of the fire alarm system for each test, confirm that the smoke control system fans and dampers have assumed the correct operating condition for the type of alarm initiating device and the location of the initiating device. This shall be confirmed also at the smoke control panel in the fire command center.
5. Manually override the operation of a sampling of fans and dampers during each test, taking care not to damage system components. Return all override switches to their "auto" position after each test.

909.10.3 Annual tests. Annual tests shall be performed in accordance with Sections 909.10.3.1 and 909.10.3.2, on all smoke control systems including those installed prior to adoption of this code. It is recognized that smoke control systems installed prior to adoption of this Code could have parameters that are different than those described in this section. In those cases, smoke control tests shall be adjusted accordingly to meet the intent of this section.

Denver Fire Department representatives shall have the authority to witness any regularly scheduled annual testing of smoke control systems.

909.10.3.1 Equipment operating tests. The following equipment operating tests shall be conducted annually on the smoke control system components:

1. Verify the proper control and status indication of smoke control dampers (i.e., "OPEN/CLOSED") and fans (i.e., "ON/OFF") by visual observation at each damper and fan location and at the smoke control status/control panel in the fire command center.
2. Verify that all smoke control dampers and fans assume the correct operating position under both normal and fire modes and when the manual override switches at the smoke control status/control panel are placed in the "auto" position.
3. Verify that the manual override switches function properly for smoke control dampers and fans.
4. Items 1, 2 and 3 above may be performed by qualified service technicians who are familiar with the proper operation of the smoke control systems and equipment. The engineer responsible for conducting the smoke control system performance tests shall develop the test procedures to be used and review the results obtained by the service technicians, including an actual sampling to confirm the accuracy of the test. A statement summarizing this review shall be included in the performance test report described in Section 909.10.4 that is required to be submitted by the engineer to the Fire Department.
5. A copy of the written test procedure and an accurate log of tests shall be maintained in the fire command center and at either the building management office or the maintenance office. A copy of the previous test report shall be submitted to the engineer responsible for the smoke control performance tests for the engineer's review and approval prior to the smoke control test. Any defects, system modifications and repairs shall be recorded in the log. Necessary corrections shall be made prior to the smoke control performance test.

909.10.3.2 Performance tests. Within 30 days after completion of annual equipment operating tests defined above, conduct the following smoke control system performance tests. The annual smoke control systems tests shall be conducted under the direct supervision of a professional engineer qualified in the testing of such smoke control systems.

1. Activate the smoke control systems manually for tests used to confirm minimum pressure differentials defined in this section.
2. Activate the smoke control systems automatically through the fire alarm system for tests used to confirm proper sequencing of the system components. Measure actual relative pressure differentials between areas in alarm and adjacent areas and actual door opening forces.
3. For high rise buildings, conduct smoke control tests, observations and measurements of all aspects of the smoke control system at a minimum of three (3) locations: a floor in the lower third, a floor in the middle third and a floor in the upper third of the building. Smoke control tests in subsequent years shall be conducted on previously untested floors, as may be practical so that all floors ultimately are tested.
4. For all other buildings, conduct smoke control tests, observations and measurements of all aspects of the smoke control system at a minimum number of locations to demonstrate proper performance as approved by the Fire Department. Each test shall attempt to involve as many different fan systems as practical. Smoke control tests in subsequent years shall be conducted on previously untested locations, as may be practical so that all locations ultimately are tested over a three year period.
5. Tests of the smoke control system shall be conducted by activation of at least one smoke detector in each smoke control zone on each floor being tested. One test of at least one of the smoke control zones shall include activation of one sprinkler flow switch. In addition, the smoke control tests shall include activation of at least one manual fire alarm box. For high rise buildings, pressure differentials shall be measured across stairway doors, between floors in alarm and floors immediately above and below floors in alarm, across elevator/lobby/refuge corridor area doors and adjoining spaces in Group R-1, R-2 or I-1 occupancies, and between atriums and areas immediately adjacent to atriums where atriums are part of high rise buildings.
6. Upon activation of the fire alarm system for each test, confirm that the smoke control system fans and dampers have assumed the correct operating condition for the type of alarm initiating device and the location of the initiating device. This shall be confirmed also at the smoke control panel in the fire command center.
7. Manually override the operation of a sampling of fans and dampers during each test, taking care not to damage system components. Return all override switches to their "auto" position after each test.

909.10.4 Test reports. Within 30 days of completing any smoke control test, submit a test report to the Fire Department. A copy of the previous and current test reports shall be kept in the fire command center. The test report shall be written by the professional engineer who conducted the testing. The test report shall bear the seal and signature of the professional engineer. Any defects, modifications and repairs shall be recorded in a log kept in the fire command center and at either the building management office or the maintenance office. The test report shall include, but is not limited to the following:

1. Provide a brief description of the smoke control system installed in the building being tested, and state the year the building received its construction permit for the smoke control system. Provide a sequence of operation for the smoke control system.
2. Describe in general terms the equipment operating test procedures. Include a list of the equipment operating and smoke control test deficiencies along with a schedule of the proposed corrective action.
3. Describe detailed procedures followed during the equipment operating tests. Describe detailed procedures followed during the smoke control tests.
4. List test equipment used and outside air temperature and wind conditions at the time the smoke control tests were conducted.

5. State sequences and timing of the system operations during all smoke control tests (e.g., smoke detector activation time, fan start times, time for dampers to assume the correct position, etc.).
6. List the location of test measurements and the measured values for pressure differentials and door-opening forces for each test location.
7. Record any operational defects and performance deficiencies with respect to the requirements of this section, and state recommendations for corrective action. Include a schedule to re-test each deficiency. Submit results of any subsequent tests performed after completion of the corrective action.
8. Engineer's assessment indicating that the smoke control system, as installed and tested, conforms to the requirements of Section 909.

909.10.5 Functional test requirements for smoke control system equipment. Testing of smoke control equipment shall be performed in accordance with this section to determine that the installed systems continue to operate in accordance with the approved design. Operational testing of the smoke control system shall include all equipment such as fans, dampers, controls, and doors. Testing shall include positive confirmation of actuation. System equipment and components shall be exercised for sufficient time to provide positive confirmation of proper operation or fault condition.

909.10.5.1 Written record. Results of the tests shall be documented in the building's life safety systems testing and maintenance log and printed reports generated during the automated testing. Testing documents must be maintained on-site in the fire command center or in a location approved by the fire code official.

909.10.5.2 Dedicated systems.

909.10.5.2.1 Dedicated systems shall be tested semiannually.

909.10.5.2.2 The smoke-control system shall be operationally tested as prescribed in Section 909.10.5. Dedicated smoke control systems shall be operated for each control sequence.

909.10.5.2.3 Operation of the correct outputs for each given input shall be verified and recorded.

909.10.5.3 Non-dedicated systems.

909.10.5.3.1 Non-dedicated systems shall be tested annually.

909.10.5.3.2 The smoke-control system shall be operationally tested as prescribed in Section 909.10.5. Nondedicated smoke control systems shall be operated on a representative sample of each type of equipment sufficient to verify proper operation for each control sequence. For high rise buildings, tests shall be conducted at a minimum of three (3) locations: a floor in the lower third, a floor in the middle third and a floor in the upper third of the building. Tests in subsequent years shall be conducted on previously untested floors, as may be practical so that all floors ultimately are tested. For all other buildings, tests shall be conducted at a minimum number of locations to demonstrate proper performance as approved by the Fire Department. Tests in subsequent years shall be conducted on previously untested locations, as may be practical, so that all locations ultimately are tested over a three-year period. Operation of the correct outputs for each given input shall be verified and recorded.

909.10.6 System repairs and maintenance. All deficiencies noted in the annual report will be corrected within 30 days and, if required by the engineer, the smoke control system shall be re-tested. All smoke control systems will be maintained to perform its intended purpose under the code version with which it was built. As stated in Section 107, correction and abatement of violations of this code shall be the responsibility of the

owner. With approval of the Denver Building Department and the Denver Fire Department smoke control systems may be remodeled to comply with current code.

909.11 System acceptance. Buildings, or portions thereof, required by this code to comply with this section shall not be issued a certificate of occupancy until such time that the fire code official determines that the provisions of this section have been fully complied with and that the fire department has received satisfactory instruction on the operation, both automatic and manual, of the system.

Exception: In buildings of phased construction, a temporary certificate of occupancy, as approved by the fire code official, shall be allowed provided that those portions of the building to be occupied meet the requirements of this section and that the remainder does not pose a significant hazard to the safety of the proposed occupants or adjacent buildings.

909.12 Smokeproof enclosures. For buildings required to comply with IBC Sections 403 or 405, a smokeproof enclosure shall consist of an enclosed, pressurized stairway or ramp conforming to Section 909.15.1 and IBCA 1023.11 as amended and this Section.

909.12.1 Ventilation systems. Smokeproof enclosure ventilation systems shall be independent of other building ventilation systems. The equipment and ductwork shall comply with one of the following:

1. Equipment and ductwork shall be located exterior to the building and directly connected to the smoke proof enclosure or connected to the smoke proof enclosure by ductwork enclosed by two-hour fire barriers.
2. Equipment and ductwork shall be located within the smoke proof enclosure with intake or exhaust directly from and to the outside or through ductwork enclosed by two-hour fire barriers.
3. Equipment and ductwork shall be located within the building if separated from the remainder of the building, including other mechanical equipment, by two-hour fire barriers.

909.12.1.1. Verification. Control systems for mechanical smoke control systems shall include provisions for verification. Verification shall include positive confirmation of actuation, testing, manual override and the presence of power downstream of all disconnects. A preprogrammed weekly test sequence shall report abnormal conditions audibly, visually and by printed report. The preprogrammed weekly test shall operate all devices, equipment, and components used for smoke control.

909.13 Design criteria. All smoke control systems shall comply with the requirements of Sections 909.13.1 through 909.13.10. All equipment shall have local operating controls disabled when in smoke control mode. Equipment internal faults shall not cause shutdown of the smoke control equipment unless approved in writing by the fire code official. Equipment including, but not limited to, fans, current transducers (CT's), differential pressure transmitters, sail switches, ducts, duct protecting materials, automatic dampers, balance dampers, actuators, linkage, limit switches and motor controllers shall be suitable for their intended use. Equipment functions and operating characteristics shall not detract from the smoke control systems' stable and reliable performance. Upon smoke control activation, VFD's shall operate in override or life safety mode where faceplate commands and non smoke control commands are ignored. In addition, non-critical faults (safeties) shall be ignored to ensure the continued and stable performance of the smoke control fan.

909.13.1 Minimum pressure differential. The minimum pressure differential across stairway and hoistway smokeproof enclosures on fire floors, shall be +0.05 inch water gauge (0.0124 kPa) with pressurization fans turned on and fire floor in exhaust mode. Where elevator lobbies are provided, the pressure differential shall be measured between the pressurized lobby and fire floor with pressurization fans turned on and fire floor in

exhaust mode. Minimum operating performance of pressurization fans shall not be less than 60% of the fan rated capacity.

909.13.2 Maximum door opening force. The maximum pressure difference across a smoke barrier or smoke zone and an opening into a stair enclosure shall be determined by the required door-opening forces. Door opening force shall not exceed 30 pounds applied horizontally at the latch side of the door on the door-opening device under any operating condition. Maximum door opening force shall not exceed 15 pounds at stairway entry doors during a non-fire mode of operation. Opening force at elevator lobby doors shall comply with IBC and be measured on the fire floor with the hoistway pressurization fans turned on and fire floor in exhaust mode.

909.13.3 Resistance to smoke recirculation. Locate outdoor air intakes for pressurization systems remote from points of discharge for smoke exhaust systems in order to minimize the potential for recirculation of smoke to the outdoor air intakes. The minimum separation distance shall be 10 ft. in any direction.

909.13.4 Determination of the volume of a space. The volume of a given building element shall be defined as the space that is contained between the finished floor slab(s) of one level and the underside of the floor or roof element above, and the walls or partitions that form the boundaries of the space.

909.13.5 Fire/Smoke damper temperature rating. The temperature rating for the thermal element in fire and combination fire/smoke dampers, where they are applied in smoke exhaust systems, shall be no less than 250° F. For systems where the probable temperature rise to which the damper will be exposed may be higher than 250° F the temperature shall be computed by an approved method.

909.13.6 Fans. In addition to other requirements, belt-driven fans shall have 1.5 times the number of belts required for the design duty, with the minimum number of belts being two. Fans shall be selected for stable performance based on normal temperature and, where applicable, elevated temperature. Calculations and manufacturer's fan curves shall be part of the documentation procedures. Fans shall be supported in accordance with IBC Chapter 16. Motors driving fans shall not be operated beyond their nameplate horsepower (kilowatts), as determined from measurement of actual current draw, and shall have a minimum service factor of 1.15.

909.13.7 Motor controllers and variable frequency drives (VFDs). Motor controllers and variable frequency drives (VFDs) provided to operate fans of smoke exhaust and pressurization systems shall be installed in secure, conditioned and protected locations. These devices shall be located in a room or space separated from the remainder of the building by a 1-hour fire-resistance rated fire barrier. Power wiring and control wiring between switchgear and /or panels, motor controllers, VFDs and smoke control system motors and control dampers shall be in non-flexible metallic raceway up to the component connection.

Exception: The final connection to the component shall be made with the appropriate flexible conduit in accordance with NFPA 70 (NEC).

909.13.8 Ducts. Duct materials and joints shall be capable of withstanding the probable temperatures and pressures to which they are exposed during smoke control operating conditions. Ducts shall be constructed and supported in accordance with the *International Mechanical Code*. Ducts shall be leak tested to 1.5 times the maximum design pressure in accordance with nationally accepted practices. Measured leakage shall not exceed 5 percent of design flow. Results of such testing shall be a part of the documentation procedure. Ducts shall be supported directly from fire-resistance-rated structural elements of the building by substantial, noncombustible supports.

Exception: Flexible connections (for the purpose of vibration isolation) complying with the *International Mechanical Code*, that are constructed of approved fire-resistance-rated materials.

909.13.9 Equipment, inlets and outlets. Equipment shall be located so as to not expose uninvolved portions of the building to an additional fire hazard. Outside air inlets shall be located so as to minimize the potential for introducing smoke or flame into the building. Exhaust outlets shall be so located as to minimize reintroduction of smoke into the building and to limit exposure of the building or adjacent buildings to an additional fire hazard.

909.13.9.1 Vegetated roofs. Stairway and hoistway pressurization system intakes shall be separated by a minimum of 15 feet from vegetated areas.

909.13.10 Automatic dampers. Automatic dampers, regardless of the purpose for which they are installed within the smoke control system, shall be listed and conform to the requirements of approved, recognized standards.

909.14. Smoke control systems for atriums (where required by IBC Section 404).

909.14.1 Requirements. The operation of the smoke control systems shall be controlled through the fire alarm system and shall comply with the requirements of this Section. The atrium volume shall include all spaces not separated from the atrium by the provisions of IBC Section 404.6.

909.14.2 Operation. Where required by Section 907.2.14, activation of initiating devices shall cause the following sequence to occur:

1. Open atrium exhaust dampers.
2. Open supply dampers to atrium.
3. Close exhaust dampers on all adjacent smoke zones.
4. Start exhaust fans.

909.14.3 Atrium exhaust. The system shall exhaust a minimum of six air changes per hour. A minimum of 50 percent of the volume of supply air shall be sized and introduced via gravity supply or fan powered inlets within 10 feet of the lowest level of the atrium. The total volume of supply air shall be 75 percent of the required volume of exhaust air. A maximum velocity of 200 feet per minute shall be maintained across the net free area of the supply air openings.

909.14.4 Exhaust openings. Atrium exhaust openings shall be located in the ceiling or in a smoke trap area immediately adjacent to the ceiling at the top of the atrium. The lowest level of the exhaust openings shall be above the top of the highest elevation of door openings into the atrium.

909.15 Smoke control systems for high-rise buildings.

909.15.1 Stairway pressurization systems.

909.15.1.1 Requirements. Where the uppermost landing of an exit enclosure serves an occupiable floor located more than 75 feet above the lowest level of fire department vehicle access road, the stairway enclosure and associated exit passageway shall be mechanically pressurized with outdoor air, via one or more separate, dedicated pressurization systems. The operation of each stairway pressurization system shall be controlled through the fire alarm system. Fire, smoke, or fire/smoke dampers are prohibited in stairway pressurization systems. Isolation dampers are permitted in the outdoor air intake ductwork, where such dampers are provided with a hard-wired interlock with the drive or starter, that proves “damper open”

position, and that the damper is configured to “fail” open from a control standpoint. Each stairway pressurization system shall be enclosed in an approved two-hour fire-resistive rated fire barrier and/or horizontal assembly from the outdoor air intake to the stairway enclosure penetration. Two-hour fire resistance rated duct wrap is permitted to substitute for the two-hour fire resistance rated fire barrier and/or horizontal assembly. Ductwork shall not be required within the stairway enclosure.

Exception: Where ductwork is not provided for stairway pressurization, stairway shaft leakage shall not exceed 10% of actual supply, exclusive of the door leakage.

909.15.1.2 Operation. Each fan discharge shall be provided with a duct smoke detector that shall annunciate a supervisory signal at the fire command center (graphic annunciator) and shall illuminate a lamp adjacent to the fan status indicator at the firefighters smoke control panel. The capability to manually override the operation of each fan shall be provided to the Fire Department personnel in the fire command center. Fans shall not shut off until manually overridden by Fire Department personnel or until the fire alarm system is reset. Each stairway pressurization system shall indicate that the system is moving air at the firefighters smoke control panel in accordance with Appendix N. Monitoring of air flow is permitted to be accomplished with torque indication on a variable frequency drive, differential pressure across the fan or current switches on the power feed to the fan. Variable frequency drives used for smoke control systems shall not be required to be UUKL listed. The drive shall not fail to a greater capacity than that associated with the control setpoint for the fan.

909.15.1.3 Design. The air volume introduced into the stairway shall be as follows: 15 floors or less, at least 1,000 cfm per floor; 16 floors or more, at least 15,000 cfm, plus 200 cfm per floor in excess of 15 floors with 1.0 inch water column static pressure minimum at the duct penetration into the stairway. In order to comply with the requirements of Section 909.13, dynamic static pressure control shall be provided for stairway pressurization fans. Based on demonstrated performance of the building, the dynamic static pressure controls are permitted to be tuned and set to a fixed value. Air for the stairways serving buildings where the uppermost occupied floor is more than 120 feet above the lowest level of fire department vehicle access shall be introduced into the stairway at a minimum of two injection points. One injection point shall be located not more than 50 feet above the grade plane. In buildings where the uppermost landing of an exit enclosure serves an occupiable floor located more than 250 feet above the lowest level of fire department vehicle access, an engineered design shall be required.

909.15.2 Hoistway pressurization systems.

909.15.2.1 Requirements. Each elevator hoistway with a total rise of 75 feet or more or any elevator hoistway serving any occupiable floor located more than 75 feet above the lowest level of fire department vehicle access shall be mechanically pressurized with outdoor air, via one or more a separate, dedicated pressurization systems in accordance with Section 909.15.1.1. Where hoistway pressurization is provided in lieu of required enclosed elevator lobbies in any building as permitted by IBCA Section 3006.3 Item 4, design shall comply with provisions of Section 909.15.2.3

909.15.2.2 Operation. System operation shall comply with Section 909.15.1.2.

909.15.2.3 Design. The air volume introduced into the elevator hoistway shall be as follows: 15 floors or less, at least 1,000 cfm per floor, plus 300 CFM per door opening, with 1.0 inch water column static pressure minimum at the duct penetration into the hoistway; 16 floors or more, at least 15,000 cfm, plus 300 cfm per door opening, with 1.0 inch w.c. static pressure minimum at duct penetration into the hoistway. In order to comply with the requirements of Section 909.13, dynamic static pressure control

shall be provided for hoistway pressurization fans. Based upon demonstrated performance at the building, the dynamic static pressure controls are permitted to be tuned and set for a fixed value. In buildings where the uppermost elevator landing serves an occupiable floor located more than 250 feet above the lowest level of fire department vehicle access, an engineered design shall be required. Hoistway pressurization system performance shall not interfere with the opening and closing of elevator doors. Refer to IBC Chapter 30 as amended for door operation.

909.15.2.4 Smoke venting to exterior. Smoke venting of pressurized elevator hoistways to the exterior of the building shall not be required.

909.15.2.5 Elevator machine rooms. Elevator machine rooms may be pressurized indirectly via the elevator hoistway pressurization system through the cable slots in the machine room floor.

909.15.2.6 Lobby/ Areas of rescue assistance. Elevator lobbies designated as areas of rescue assistance are permitted to have the elevator lobby/area of rescue assistance pressurized using the elevator hoistway pressurization system by transferring air to the elevator lobby area of rescue assistance from the hoistway. The lobby/area of rescue assistance shall be pressurized by the transfer of air from the pressurized hoistway through the leakage at the elevator doors. Where approved by the fire code official, use of transfer openings protected with fire/smoke dampers between the hoistway and the lobby/area of rescue assistance is also acceptable.

909.15.3 Smoke exhaust systems.

909.15.3.1 Requirements. Smoke exhaust system(s) shall be provided in high-rise buildings system shall be controlled via the fire alarm system, to operate in conjunction with the other applicable smoke control systems for the building, in order to achieve the objectives as follows:

1. To maintain a zone of negative pressure in the fire floor (or smoke zone) relative to the other floors or adjacent smoke zones, means of egress stair enclosures and elevator lobby/refuge areas; and ...
2. To maintain a maximum stair enclosure or smoke barrier door opening force on the fire floor or smoke zone in alarm. The prescriptive approach described herein is not intended to preclude the use of a performance-based smoke control approach, such as that defined by NFPA 92.

909.15.3.2 Configuration. Smoke exhaust systems shall include motorized combination fire/smoke dampers or a motorized smoke and a fire damper on each floor of a multi-level building served by the system(s). The exhaust damper(s) in the fire floor smoke zone in alarm shall be commanded open, in order to exhaust that zone, and the smoke exhaust fan commanded to "ON". The exhaust dampers in other smoke zones shall be driven to, or shall remain in, the closed position. The use of smoke dampers shall not preclude the provision of fire dampers, where required by other sections of this code. Exhaust damper(s) shall be located within the upper third of the finish floor height.

909.15.3.3 Design criteria. The general building smoke exhaust system(s) for each floor/smoke zone shall be sized in accordance with the following:

1. The assumption that make-up air will be available to the smoke zone in alarm.
2. The smoke exhaust system shall be sized to remove a minimum of five air changes per hour on the fire floor in Occupancy Groups A, B, E and M.

3. The smoke exhaust system shall be sized to remove a minimum of 15 air changes per hour in the typical floor corridors, the typical floor corridors/elevator lobbies, or the typical floor elevator lobbies in Occupancy Groups R-1, R-2, I-1 and I-3. Amenity spaces less than 3,000 sf in Groups R-1 and R-2 occupancies are not required to be provided with a separate smoke exhaust system.
4. That appropriate consideration shall be made for damper leakage on non-fire floors connected to a central riser system, when selecting the smoke exhaust fan(s).
5. Smoke exhaust systems shall be in ducts constructed in accordance with Section 909.13.8.

909.15.3.4 Operation. Upon activation of an automatic alarm initiating device as described in Section 907, the following smoke control sequence shall occur:

1. Turn off all supply and make-up air fans.
2. Open exhaust dampers on the zone in alarm.
3. Close smoke exhaust dampers to all other smoke zones.
4. Close all supply air dampers.
5. Initiate stairway and elevator hoistway pressurization sequences in accordance with Sections 909.15.1 and 909.15.2.
6. Start exhaust fans.

909.15.4 Street level tenant exception. Smoke exhaust systems shall not be required to serve individual tenant areas or lobbies located on the level of building egress.

909.15.5 Small assembly areas or similar uses exception. Smoke exhaust for assembly areas or similar uses 3,000sf (278m²) or less shall not be required when these areas are separated by smoke partitions constructed in accordance with IBC Section 710.

909.16 Smoke control systems for parking garages within high rise structures.

909.16.1 Requirements. Elevator lobbies designated as refuge areas on all floors within an enclosed parking structure shall have the elevator lobby/refuge area pressurized using the elevator hoistway pressurization system by transferring air to the elevator lobby/refuge area. Use of transfer openings protected with fire/smoke dampers between the hoistway and the lobby/refuge area is acceptable.

909.16.2 Open parking garages. A general building smoke control system shall not be required for elevator lobbies that are enclosed and that serve an open parking garage, if direct access without stairs or obstructions is available for people with special needs to exit from the elevator lobby to the open parking garage level or directly to a public way.

909.16.3 Enclosed garages. Exhaust fans associated with an enclosed parking structure shall be capable of manual operation from the smoke control panel. Such exhaust fans will not require a redundant source of electrical power, and this shall be indicated at the smoke control panel with the words, “**Not on Emergency Power.**”

909.17 Smoke exhaust for assembly occupancies with 1,000 occupants or more in high-rise buildings, stages and areas in accordance with IBC Section 410, and underground buildings.

909.17.1 Requirements. Each area shall be separated into smoke zones not to exceed 52,000 square feet on a single floor. Smoke zones shall be separated from each other by walls that extend from the floor to the underside of the floor or roof above except for the following:

1. Openings into atriums.
2. Pedestrian bridges between two buildings.
3. Non-required stair enclosures between floors.
4. Open escalators between multiple floors.
5. Where draft stops as prescribed in Section 909.17.2.1 are provided.

909.17.2 Design criteria. Building construction shall be configured in order to support the performance of the smoke exhaust system, in accordance with the following:

1. Where wall separation is not provided between smoke zones, draft stops shall be provided. The configuration of the draft stops shall be as approved by the Building and Fire Departments.
2. A smoke zone in alarm shall actuate the respective smoke exhaust system, while smoke exhaust systems in adjacent smoke zones remains inactive.
3. Where smoke zones have wall separations, a positive static pressure differential shall be maintained between adjacent non-alarm zones, relative to the smoke zone in alarm.
4. Sprinkler and smoke detection zones shall coincide with smoke zones.
5. Products of combustion must be demonstrated to be contained within the zone of origin, for smoke zones without wall separations. Failure to restrict products of combustion to the floor or area of origin shall be considered non-compliant with the performance requirements for the smoke exhaust system.

909.17.2. Assembly area smoke zones shall be separated from adjacent zones by draft stops located immediately adjacent to each smoke zone. The draft stops shall be at least 18 inches deep. The draft stops shall be of non-combustible or limited combustible material that will stay in place before and during sprinkler operation.

Exception: Assembly areas smoke zone separation from adjacent smoke zones is not required for ceiling heights 18 feet and greater.

909.17.3 Design criteria. The smoke exhaust system shall exhaust a minimum of six air changes per hour.

909.17.3.1 Operation. Upon activation of a fire alarm initiating device in accordance with Section 907, smoke control operation shall comply with the following:

1. Open exhaust dampers for smoke zone in alarm
2. Start smoke zone exhaust fans
3. Close supply dampers to smoke zone in alarm
4. Adjacent zones go to 100% outside air
5. All other systems maintain normal operation

909.18 Reserved.

909.19 Smoke control systems for covered mall buildings. Where required by IBC Section 402 smoke control systems shall comply with Section 909.14.

909.20 Alteration of smoke control systems in existing high rise buildings. Smoke control systems shall be maintained in operational condition as required by the code under which the system was installed. The system alteration may be considered for application under this code with approval by the fire code official, provided that; the building is fully protected by automatic sprinklers complying with current NFPA 13 provisions for high rise buildings, the building has complying standpipes, and smoke detection is provided in accordance with IFC Section 907.2.13.1.1, as amended. Upon approval, the altered configuration shall be considered the new requirement and documented as approved by the Denver Building Department and the Denver Fire Department. Future work shall not be allowed to adversely affect the performance of the system. Construction drawings and system sequence of operation shall be submitted for approval in accordance with Appendix N.

SECTION 910

SMOKE AND HEAT REMOVAL

Section 910.3.4 Smoke and heat vent fall protection is added as follows:

910.3.4 Smoke and heat vent fall protection. In Group F and S occupancies fall protection shall be provided meeting minimum requirements of Sections 910.3.4.1 and 1108 Items 1, 2 and 3.

Section 910.3.4.1 Fall protection construction is added as follows:

910.3.4.1 Fall protection construction. Fall protection shall be of such construction and mounting that they are capable of withstanding a load of at least 400 pounds per square foot applied perpendicularly at any one area on the screen. Covers shall be secured in place to prevent accidental removal or displacement. Openings limitation shall be not more than 6 inches in diameter or of slatwork with openings not more than 2 inches wide with length unrestricted.

Section 910.3.1 Listing and labeling is replaced in its entirety with the following:

910.3.1 Listing and labeling. Smoke and heat vents shall be *listed* and labeled to indicate compliance with UL 793 or FM 4430.

Exception: Gravity-operated drop out vents are not permitted.

SECTION 912

FIRE DEPARTMENT CONNECTIONS

Section 912.2 Location is amended by replacing the last sentence with the following:

912.2 Location. With respect to hydrants, driveways, buildings and landscaping, fire department connections shall be so located that fire apparatus and hose connected to supply the system will not obstruct access to the buildings for other fire apparatus. The location of fire department connections shall be field approved by the fire code official prior to installation. Fire department connections shall be a minimum of one 2½ x 2½ x 4-inch siamese or single 2½-inch, as approved by the fire code official. In buildings with standpipes, an FDC shall be located within 100 ft. of a fire hydrant.

Section 912.2.3 Orientation is added as follows:

912.2.3 Orientation. Fire department connections shall be oriented so inlets are in a horizontal line.

Exception: Two inlets may be stacked with written approval from the fire code official.

Section 912.6 Backflow protection is replaced in its entirety with the following:

912.6 Backflow protection and main flow switch. A backflow preventer and flow switch shall be installed on all potable water supply mains serving all *automatic sprinkler systems*.

Exception: Subject to the *fire code official*, backflow prevention and a main flow switch may be omitted on automatic sprinkler systems installed a part of a domestic water supply system.

The backflow preventer shall be installed within 5 feet (610 mm) of the point where the main first penetrates the envelope of the building or structure. The main flow switch shall be installed within 2 feet (610 mm) on the system side of the backflow preventer and in addition to all other flow switches required by this code. The automatic sprinkler system shall be configured so that only one flow switch activates an alarm condition by the actuation of a single sprinkler. When the main and other downstream flow switches can be triggered sequentially by the activation of a single sprinkler, only the flow switch closest to that sprinkler shall be monitored as alarm and actuate exterior notification in accordance with Section 903.4.2; the other sequential flow switches shall be monitored as supervisory.

SECTION 913

FIRE PUMPS

Section 913.1 General is amended by adding the following after the last sentence:

913.1 General. Where provided, fire pumps shall be installed in accordance with this section and NFPA 20. Limited service controllers are not permitted. Access to fire pumps shall comply with Section 509.3.

Section 913.2 Protection against interruption of service is amended by adding the following after the last sentence.

913.2 Protection against interruption of service. The fire pump, driver and controller shall be protected in accordance with NFPA 20 against possible interruption of service through damage caused by explosion, fire, flood, earthquake, rodents, insects, windstorm, freezing, vandalism and other adverse conditions. Except as permitted by NFPA 20, rooms containing fire pumps shall be free of storage, equipment, and penetrations not essential to the operation of the pump and related components.

Section 913.2.2 Circuits supplying fire pumps is replaced as follows:

913.2.2 Circuits supplying fire pumps. Installation of cables used for survivability of fire pump circuits shall comply with NFPA 70 (NEC) Article 695. Cables shall be listed to UL 2196. Electrical circuit protective systems shall be installed in accordance with their listing requirements.

Section 913.4 Valve supervision is replaced as follows:

913.4 Valve supervision. Fire pump suction, discharge and bypass valves and isolation valves on the backflow prevention device or assembly shall be supervised by an approved central station complying with Section 917.

Section 913.4.1 Test outlet valve supervision is replaced as follows:

913.4.1 Test outlet valve. The hose control valves for the fire pump test outlet(s) shall be located on the exterior of the building. The main supply valve controlling the fire pump test outlet(s) shall be supervised in the closed position.

Section 913.6 is added as follows:

913.6 Fire pump requirement for non-high-rise buildings. Where Class 1 manual wet standpipes are required by other provisions of this code, augmentation of the standpipe system by the Fire Department shall comply with Section 913.6.1.

Section 913.6.1 System supply is added as follows:

913.6.1 System supply. Minimum flow rate for the hydraulically most remote standpipe shall be 500 gpm, and the calculation procedure shall be in accordance with NFPA 14. The minimum flow rate for additional standpipes shall be 250 gpm per standpipe, with the total not to exceed 1,000 gpm for buildings that are sprinklered throughout in accordance with NFPA 13 or NFPA 13R. Minimum pressure for system design shall be as required by NFPA 14 with Fire Department pumpers supplying the system with a maximum flow rate of 1,000 gpm and a maximum pressure of 175 psi at the fire department connection (FDC). All system components shall be listed and rated for system working pressure.

Section 913.7 Remote status panel is added as follows:

913.7 Remote status panel. Where the fire pump room is not constantly attended, a fire pump remote operating status panel shall be provided in accordance with NFPA 20. The fire pump remote operating status panel shall be located adjacent to the fire alarm control panel or as determined by the fire code official.

Section 913.8 Diesel engine pump drivers is added as follows:

913.8 Diesel engine pump drivers. Diesel drivers for fire pumps shall comply with NFPA 20. A dedicated fuel supply shall be provided sufficient for eight (8) hours of operation. Fill openings shall be located on the exterior of the building with an approved fill port. If fuel pumping is required from a main fuel tank to a diesel engine pump driver, a duplex pumping system shall be provided.

SECTION 915

CARBON MONOXIDE DETECTION

Section 915.1.1 Where required is amended as follows:

915.1.1 Where required. Carbon monoxide detection shall be provided in Group I-1, I-2, I-4 and R occupancies and in classrooms in Group E occupancies in the locations specified in Section 915.2 where any of the conditions in Sections 915.1.2 through 915.1.6 exist. Installation of carbon monoxide alarm, detection and combination smoke alarm and carbon monoxide alarms in buildings containing residential dwelling units shall comply with Section 915.7. Provisions of IFC Section 915.7 pertaining to dwelling units supersede other regulations referencing dwellings in IFC Section 915, as amended.

Section 915.1.3 Forced-air furnaces is amended by deleting the Exception.

915.1.3 Forced-air furnaces. Carbon monoxide detection shall be provided in dwelling units, sleeping units and classrooms served by a fuel-burning, forced-air furnace.

Section 915.1.5 Private garages is amended by adding the following after the last sentence:

915.1.5 Private garages. Carbon monoxide detection shall be provided in dwelling units, sleeping units and classrooms in buildings with attached private garages. Exceptions below do not apply to R-2 occupancies.

Exceptions 1-4 to remain

Section 915.2.1 Dwelling units is deleted.

Section 915.3 Detection equipment is replaced as follows:

915.3 Detection equipment. Carbon monoxide detection required in dwelling units and sleeping units by IFC Sections 915.1 through 915.2.3, as amended, shall be provided by carbon monoxide alarms complying with IFC Section 915.4.

Section 915.3.1 Location is added as follows:

915.3.1 Location. In locations outside of sleeping units and dwelling units in buildings that are not equipped with either a fire alarm system or a sprinkler monitoring system, carbon monoxide detection required by IFC Sections 915.1 through 915.2.3, as amended, shall be provided by carbon monoxide alarms complying with IFC Section 915.4 or carbon monoxide detection systems complying with IFC Section 915.5. In locations outside of sleeping units and dwelling units in buildings that are equipped with a fire alarm system or a sprinkler monitoring system, carbon monoxide detection required by IFC Sections 915.1 through 915.2.3, as amended, shall be provided by carbon monoxide detection systems complying with Section 915.5 electrically supervised by the fire alarm control unit.

Exception: One- and two-family dwellings constructed under the *International Residential Code* as amended.

Section 915.5 Carbon monoxide detection systems is replaced as follows:

915.5 Carbon monoxide detection systems shall be provided for buildings containing a central fuel-burning appliance. The carbon monoxide detection system shall be monitored by the building fire alarm system, where provided. This requirement applies to any new equipment installation for which a permit is required by the Building Department. Where carbon monoxide detection is provided in buildings with a fire alarm emergency/voice communication system, use of three pulse temporal pattern signal is permitted.

Exception: Carbon monoxide detectors are not required for listed fuel-burning cooking appliances.

Section 915.5.2 Locations is replaced as follows:

915.5.2 Locations. System carbon monoxide detectors are required for each room containing a central fuel-burning appliance and shall be located within 25 feet of any fuel-burning appliance. This requirement supersedes the locations specified in NFPA 720.

Section 915.7 Carbon monoxide (CO) detection and alarm systems is added:

915.7 Carbon monoxide (CO) alarms and detectors. CO alarms and detectors shall be installed and maintained in buildings with a fuel-burning appliance or an attached garage or both, and contain a dwelling unit, and are regulated by the *International Building Code*. (IBC CO alarms, detectors and systems installed in buildings or occupancies that do not meet these criteria are considered non-required and shall comply with Section 915.7.5).

Section 915.7.1 is amended as follows:

915.7.1 Definitions. The following terms are defined for in Chapter 2.

CENTRAL FUEL-BURNING APPLIANCE ROOM

CO (CARBON MONOXIDE)

CO ALARM

CO DETECTOR

FUEL-BURNING APPLIANCE

MULTIPLE-PURPOSE ALARM

MULTIPLE STATION ALARM

OWNER

PLUG-IN

SINGLE STATION ALARM

TENANT

915.7.2 Standards. CO alarms and detectors shall comply with the applicable provisions NFPA 70 (NEC), NFPA 72 and NFPA 720, including standards referenced therein.

Wherever CO alarms and detectors are specified, multiple-purpose devices are permitted, provided they meet the requirements of all applicable NFPA standards, and:

1. The device is listed for use as a CO alarm/detector (e.g., UL 2034), and
2. Where other sensors are permitted and being utilized to satisfy other alarm/functionality provisions of adopted codes, the device is also listed for those operations, e.g.
 - a. UL 217 for *Single and Multiple Station Smoke Alarms*
 - b. UL 268 for *Smoke Detectors for Fire Alarm Signaling Systems*
 - c. UL 864 for *Control Units for Fire-Protective Signaling Systems*
 - d. UL 1484 for *Residential Gas Detectors*
 - e. UL 1971 for *Safety and Signaling Devices for Hearing Impaired*
 - f. UL 2017 for *General Purpose Signaling Devices and Systems*
 - g. UL 2075 for *Gas and Vapor Detectors and Sensors*

915.7.3 When required. CO alarms and detectors shall be installed in dwelling units as specified in Section 915.7.4 in buildings identified in Section 915.7.4.1 and 915.7.4.2, and for which a building permit is issued after **July 1, 2009** for any one or more of the following:

1. New building
2. Addition or relocation of a sleeping room
3. Interior remodel of a dwelling unit
4. Installation of a fuel-burning appliance
5. Change in owner or tenant of a dwelling unit

915.7.4 Installation. Required CO alarms and detectors shall be installed in accordance with this Section. CO alarms required in dwelling units in R2, R3, and R4 occupancies managed by a homeowners association or other common management that will maintain the system may be monitored by an alarm control unit, provided individual devices function autonomously as single- and multiple-station devices in the event the alarm control unit fails. Additional or redundant CO alarms and detectors, shall be in accordance with Section 915.7.5.

915.7.4.1 Location. CO alarms shall be installed in dwelling units in all the following locations:

1. Outside of every sleeping room within 15 ft of the sleeping room
2. In a central location on every occupiable level, and
3. In a central location in every sleeping room that contains a fuel-burning appliance.

A single device is permitted to fulfill multiple criteria on a single level, provided it meets all of the applicable location requirements.

915.7.4.2 In existing buildings. CO alarms may be hard-wired, battery-powered, or plug-in, and may be single- or multiple-station. Approved battery-only alarms shall comply with Section 1103.9

Exception: Low power radio systems installed in accordance with NFPA 72, NFPA 720 and listed in accordance with UL 864 may be battery-powered.

915.7.4.3 In new buildings. CO alarms shall be multiple-station and hard-wired with battery backup.

Exception: Low power radio systems installed in accordance with NFPA 72, NFPA 720 and listed in accordance with UL 864 may be battery-powered.

915.7.4.4 Central fuel burning appliance rooms. CO detectors monitored by the building fire alarm system shall be installed in all central fuel-burning appliance rooms in new buildings for which a building permit was issued after **July 1, 2009**, and in central fuel burning appliance rooms in existing buildings containing a fuel burning appliance for which an installation permit was issued by the Building Department after **July 1, 2009**. Each central fuel-burning appliance room shall be annunciated on its own zone.

Exception: In existing buildings, battery-powered or plug-in single- or multiple-station CO alarms may be installed in central fuel-burning appliance rooms in lieu of system detectors, and need not be monitored by a fire alarm system. Approved battery-only alarms shall comply with Section 1103.9.

Devices shall be installed within 25 feet of every fuel-burning appliance and initiate an alarm condition when activated. A single device is permitted to fulfill multiple location criteria in a single central fuel-burning appliance room.

915.7.4.5 Visual notification. Where occupant visual notification is installed or accommodated in accordance with Sections 907.5.2.3.2 and 907.5.2.3.3 for smoke alarms, visual notification shall be similarly installed or accommodated for CO alarms and detectors.

915.7.5 Non-required CO alarms and detectors. CO alarms and detectors installed in buildings or occupancies not meeting the criteria identified in Section 915.7, or installed in addition to those required by Sections 915.7.3 or 915.7.4.4, that are monitored by a central station or used for occupant notification shall comply with this Section. Subject to the fire code official, non-required CO alarms do not need to function autonomously in case of alarm control unit failure.

Section 916 Emergency Responder Radio Enhancement System (RES) is added as follows:

SECTION 916

EMERGENCY RESPONDER RADIO ENHANCEMENT SYSTEM (res)

916.1 Where required. Buildings shall have approved radio coverage in accordance with Section 510 for emergency responders as follows:

1. High-rise buildings
2. Underground buildings (constructed in accordance with IBC Section 405)
3. Airport buildings and structures
4. In accordance with Section 916.1.1

916.1.1 Compliance testing. New buildings of 50,000 gsf or more and all new Group E and I occupancies over 10,000 gsf on any story shall be tested upon substantial construction completion and where lacking required coverage, shall be provided with an RES. Buildings having compliant initial radio coverage shall be tested every five years thereafter in accordance with Section 510.2.1.1 for continued adequacy of emergency responder radio communications coverage. Buildings failing to meet the minimum coverage requirements after testing shall be provided with an RES in accordance with Section 510. Where it is determined by the fire code official the radio coverage system is not needed, written documentation of the adequacy of existing radio coverage shall be maintained on site.

916.1.2 Emergency responder radio coverage in existing buildings. For existing high-rise, underground buildings, I-1, I-2 and I-3 occupancies and airport buildings, when undergoing an upgrade to install a Mass Notification System (MNS) or complete fire alarm head-end equipment replacement, the building shall be tested to Section 510 for public safety radio coverage and where deficient, RES coverage shall be provided. Buildings with currently acceptable signal strength shall be retested at five-year intervals in accordance with Section 510.2.1.1 to ensure continued compliant radio coverage. Where it is determined by the fire code official the radio coverage system is not needed, written documentation of the adequacy of existing radio coverage shall be maintained on site.

Section 917 Central Alarm Stations is added as follows:

SECTION 917 CENTRAL ALARM STATIONS

917.1 General. Where required by Section 907.1.6, monitored protected premises systems shall be connected to an approved central alarm station. A Class I central alarm station shall comply with this section. Signals shall be transmitted, received and managed in accordance with NFPA 72. Approved central alarm stations shall be listed to UL 827 and as approved by the fire code official. All central alarm stations shall obtain an annual operating license from the Fire Department and meet the facility construction and operational requirements of NFPA 72. Central alarm stations shall be subject to Fire Department inspection during normal business hours. Installations found not to maintain facility requirements and/or operating procedures in accordance with NFPA 72 or the certificated listing, shall be subject to license revocation by the Fire Department.

Exception: Approved protected premises connected directly to Denver Fire Department Dispatch.

917.2 Communciation methods. Communication from a protected premises to a central alarm sstation shall be by digital alarm communciator transmitter (DACT), two-way RF multiplex system or one-way private radio alarm system in accordance with NFPA 72. Alternative performance-based communication technologies may be presented for consideration by the fire code official for application in the jurisdiction. Performance-based systems shall be submitted for approval under Section 104. Provisions of Section 104 for technical assisance, may be required at the descretion of the fire code official, for determination of the adequacy of the proposed technology to the requirements of NFPA 72 and this code. Fees for department evaluation of performance-based systems shall apply in accordance with the Denver Building Department fee schedule for “Application for consideration of Alternate Materials, Methods, or Equipment.

917.3 Transmission channels. Transmission channels between a protected premises and central alarm stations shall consist of one of the methods of Sections 917.3.1, 917.3.2, 917.3.3 or as approved in accordance with Section 917.2 for performance-based technologies. Transmission channels shall be monitored for integrity in accordance with NFPA 72.

917.3.1 DACT transmission shall consist of a minimum of one seizable public phone line and an approved NFPA 72 Type 4 or Type 5 two-way RF multiplex system, with a network connectivity (Net/Con) of 6 or less, a minimum one-way private radio alarm system complying with Section 917.3.3 or an approved alternative communication technology in accordance with Section 917.2.

917.3.2 RF multiplex systems shall consist of sufficient UL-listed fire system transmitter/receivers to establish and maintain a minimum Net/Con of 5 or less as measured by manufacturer-approved test equipment. Primary RF multiplex systems shall meet NFPA 72 requirements for a Type 4 network. RF systems that cannot achieve this required level of reliability shall only be permittted as a secondary communication means in accordance with Section 917.3.1. RF communications of fire alarm signals shall only be permitted over a network dedicated to and listed for transmission and receipt of fire alarm signals. Upon application for a system installation permit for any subscriber unit, the central station licensee shall provide documentation verifying that their network complies with the requirements for a listed, dedicated fire alarm signal network for the protected premises.

917.3.3 One-way private radio alarm systems shall consist of a network of radio alarm supervising station receivers, radio alarm repeating station receivers and radio alarm transmitters. The system shall be configured for Type 6 or Type 7 operation in accordance with NFPA 72. Radio communications of fire alarm signals shall only be permitted over a network dedicated to and listed for transmission and receipt of fire alarm signals. Upon application for a system installation permit for any subscriber unit, the central station licensee shall provide documentation verifying that their network complies with the requirements for a listed, dedicated fire alarm signal network for the protected premises. Signal quality shall be supervised and maintained in accordance with NFPA 72.

Section 917.4 Runner service is added as follows:

917.4 Runner service. Central stations licensed by the Denver Fire Department shall provide runner service to all properties monitored, in accordance with NFPA 72, *National Fire Alarm and Signaling Code*, and IFCA Section 117.6.

Section 918 Transmission of City Microwave Signals is added as follows:

SECTION 918

TRANSMISSION OF CITY MICROWAVE SIGNALS

918.1 General. Construction permits or Certificates of Occupancy shall not be issued for any building or structure exceeding 60 feet (18.3m) in height which interferes or may interfere with the transmission or reception of City microwave communication signals unless the owner of the building or structure provides for installation of equipment to retransmit or redirect the signal as necessary to eliminate any interference. Such equipment shall be approved by and installed at the direction of the Department of Safety. A service agreement must also be approved by the Department of Safety where transmission is affected by the proposed building or structure prior to the issuance of any permit or Certificate of Occupancy. Such agreements shall include provisions for easements and access for maintenance, electricity for operation, and replacement of equipment.

Section 919 Elevators and Conveying Systems is added as follows:

SECTION 919

ELEVATORS AND CONVEYING SYSTEMS

919.1 General. Elevators and other conveyances shall comply with this code, codes and standards as referenced in IFC Chapter 80, Colorado State Regulation 7CCR 1101-8 and the applicable equipment installation and maintenance standards.

919.1.1 Modification or alteration in conveyance structural elements. Engineered installation shop drawings, specifications, analysis and calculations for structural field modification or alteration to a conveyance shall be submitted to DFD for review and approval. Drawings shall include all connections impacted by the modification or alteration. All submittals shall bear the stamp and signature of a structural engineer registered in the State of Colorado. Technical assistance shall be provided as required by the fire code official to evaluate submittals for adequacy. Special inspection of all field welds shall be required for quality control. All welding shall be performed by appropriately certified personnel. Costs for technical assistance and special inspections shall be borne by the installation contractor. Field modification or alteration of conveyance structural elements is not permitted without Department approval.

919.2 New installations. Installation shop drawings shall be submitted for approval prior to installation of any conveyance. Conveyances shall be registered with the State of Colorado Division of Oil and Public Safety before issuance of any installation permit. Shop drawing submittal shall comply with this section and Appx N. Colorado State registration is not required for residential conveyances and temporary construction elevators.

919.3 Alterations to existing conveyances. Alterations to existing conveyances as defined in Colorado Code of Regulations 7CCR1101-8 shall require submittal of shop drawings for approval in accordance with Section 919.2. Conveyances shall have a valid Colorado State registration number prior to approval of any alterations. Colorado State registration is not required for residential conveyances and temporary construction elevators.

919.4 Removal from service. Permits shall be obtained from the fire department prior to any conveyance being removed from service, made dormant or otherwise rendered inoperable.

919.5 Annual conveyance operating permit. All conveyances shall obtain an annual conveyance operating permit in accordance with DFD Policy 919.5 prior to issuance of a Certificate of Operation. No conveyance shall be operated without a valid Certificate of Operation.

Exceptions:

1. Conveyances issued a Construction Use Certificate of Operation when operating under the terms of that Certificate.
2. Residential elevators complying with Section 919.20.

919.6 Standardized key switches. All elevators shall be provided with standardized key switches for emergency operation in accordance with Section 607.8.1.

919.7 Venting of hydraulic tanks located in hoistways. New and existing elevators permitted to have a hydraulic tank located in the hoistway in accordance with ASME A17.1 shall be provided with tank venting in accordance with DFD Policy 919.7.

919.8 Emergency and standby power. Where emergency or standby power is provided to elevators or other conveyances as required by this code, the *International Building Code*, other applicable standards or voluntarily, installation and operation shall comply with IFC Sections 604 and 607, as amended.

Exception: Where emergency or standby power is required for platform lifts as part of an accessible means of egress in accordance with IFC Section 1009.5, battery-powered units are acceptable where the battery capacity meets the requirements of ASME A18.1. Battery-powered units shall be provided directly by the platform lift manufacturer in accordance with the equipment listing.

919.8.1. Auxiliary power lowering operation provided in accordance with ASME A17.1 shall be permitted and shall not be considered as an emergency or standby power source.

919.9 Fire service access elevators. Where required by the *International Building Code*, fire service access elevators shall be provided. Elevator system monitoring, electrical power, sprinkler protection, protection of wiring or cables and standpipe hose connection access shall comply with IBC Section 3007. Elevator monitoring panels shall be submitted for approval prior to installation and shall monitor and display the conditions in accordance with NFPA 72, 21.5.1. Occupancy of elevator cars shall be continuously monitored by CCTV or other means approved by the fire code official. The CCTV screen shall be integrated into the elevator status panel and shall measure a minimum of 9" diagonally. Shunt trip operation shall not be permitted for fire service access elevators.

919.9.1 Fire Service Access Elevators. A pictorial symbol designating the fire service access elevator(s) shall be installed on the jambs at the designated landing in accordance with DFD Policy. Existing Fire Service Access Elevators shall have this symbol installed at the designated landing by **June 1, 2017**.

919.10 Elevators with destination dispatch. Where elevators with destination dispatch are provided, they shall be provided with a common Phase I recall key switch and indicator located in the lobby within sight of the elevator or all elevators in that group and shall be readily accessible.

919.11 "TWIN" type elevators. Installation of "TWIN" elevators shall be as approved by the State of Colorado Division of Oil and Public Safety and the fire code official.

919.12 Elevator firefighter indicator. The operation of the elevator firefighter indicator (firefighter hat symbol) shall comply with Section 907.3.3.5.

919.13 Elevator in-car communications. Where required by ASME A17.1, two-way in-car communications shall be provided from the car to an approved location. Authorized personnel at the receiving station shall notify the Denver Fire Department in accordance with Section 401.3.2 of any indication of a trapped party medical emergency

or non-responsive occupant or presence of smoke or fire. Communication from the elevator car to an off-site monitoring station shall be by a loop-start seizable phone line.

919.14 Elevator building communications for elevator rise of 60 feet (18.5m) or more. Where required by ASME A17.1, two-way communications shall be provided for emergency personnel to communicate directly with occupants of the elevator car. Communications equipment for emergency responder use shall be located in the Fire Command Center, where provided, or adjacent to the fire alarm control unit. Where elevators within a building are required to comply with this section, these elevators shall be identified at the emergency responder communication means. Two-way communication system from the elevator to the Fire Command Center shall be incorporated on the elevator status panel.

919.15 Inspections. Elevator and conveyance annual and periodic inspections shall comply with 7CCR 1101-8, manufacturer's instructions, the Maintenance Control Plan and this code.

919.16 Alterations to elevator car dimensions and/or hoistway openings. Alterations to dimensions of existing elevator cars and hoistway openings is subject to approval by the fire code official. Alterations to dimensions of elevator cars and/or hoistway openings shall not be permitted unless such alterations meet the requirements for a new installation.

919.17 Conveying systems. Escalators, moving walks, conveyors, platform lifts, dumbwaiters, stairway chair lifts, personnel hoists, material lifts and material hoists shall comply with the provisions of this code and Chapter 30 of the *International Building Code*.

919.18 Automated Guideway Transportation Systems (AGTS). AGTS shall comply with Sections 919.2, 919.3 and ASME 21 as adopted by the State of Colorado.

919.19 Conveyances used during construction. Elevators and personnel hoists used during construction shall comply with ASME A17.1 Section 5.10, ANSI A10.4 and DFD Policy105-4. Upon installation or modification, certification shall be provided to the Department that the required acceptance test was performed in accordance with the approved plans, ANSI A10.4 and the manufacturer's installation instructions. Such certification shall also be provided for each periodic inspection required at intervals not to exceed 90 days. Certifications shall bear the signature and license number of a Denver licensed inspector.

919.20 Residential elevators. All elevators used in private residences shall comply with ASME A17.1 Section 5.3 and DFD policy 919.21. Installation or alteration of an elevator in a private residence shall be submitted for approval in accordance with Section 919.2 or Section 919.3.

919.20.1 Certificate of operation. Residential elevators are required to have a current Certificate of Operation issued by the Department. Certificates shall be valid for a period of three years and shall require submission to the Department of an inspection affidavit signed by a Denver licensed inspector prior to issuance or renewal.

CHAPTER 10 MEANS OF EGRESS

SECTION 1003 GENERAL MEANS OF EGRESS

Section 1003.7 Elevators, escalators and moving walks is replaced in its entirety with the following:

1003.7 Elevators, escalators and moving walks. Elevators, escalators and moving walks shall not be used as a component of a required *means of egress* from any other part of the building.

Exceptions:

1. Elevators used as an accessible *means of egress* in accordance with Section 1009.4.
2. Escalators serving fixed guideway transit system platforms in accordance with NFPA 130.

[B] SECTION 1004 OCCUPANT LOAD

Section 1004.1.2 Areas without fixed seating is amended by replacing the section and Exception with the following:

1004.1.2 Areas without fixed seating. The number of occupants shall be computed at the rate of one occupant per unit of area as described in Table 1004.1.2. For areas without fixed seating, the occupant load shall be not less than that number determined by dividing the floor area under consideration by the occupant load factor assigned to the function of the space as set forth in Table 1004.1.2. Where an intended function is not listed in Table 1004.1.2, the building official and fire code official shall establish a function based on a listed function that most nearly resembles the intended function.

Exception:

1. Where approved by the building official and fire code official, the actual number of occupants for whom each occupied space, floor or building is designed, although less than those determined by calculation shall be permitted to be used in the determination of the design occupant load.
2. In bars, taverns or similar uses along the counters primarily at which alcohol beverages are served to customers, including those with fixed seats, the occupant load shall not be less than one person for every 3 square feet (0.28 m²) along the serving counter, for a depth of 36 inches (914 mm) from the serving counter.

Table 1004.1.2 Maximum Floor Area Allowances Per Occupant is amended by adding footnote “b” to “Decks” as follows and adding additional requirements for Group F-1 occupancy for marijuana plant husbandry operations:

Table 1004.1.2

| | |
|-------------------------------|-----------------------|
| Skating rinks, swimming pools | |
| Rink and pool | 50 gross |
| Decks | 15 ^b gross |

| | |
|--|----------------------------|
| Flowering or vegetative room (F-1 occupancy for marijuana plant husbandry) | 300 net (agricultural use) |
| Work areas (F-1 occupancy for marijuana plant husbandry) | 100 gross |

- b. For swimming pools that only serve Group R-2 and R-3 Occupancies, the occupant load factor for the pool deck shall be 30 gross square feet.

Section 1004.3 Posting of occupant load is replaced in its entirety with the following:

1004.3 Posting of occupant load. Every room or space that is an assembly function with an occupant load of 40 or more shall have the occupant load of the room or space posted in a conspicuous place, near the main exit or exit access doorway from the room or space. Posted signs shall be of an approved legible permanent design and shall be maintained by the owner or the owner’s authorized agent.

**[F] SECTION 1005
MEANS OF EGRESS SIZING**

[F] Section 1005.3.1 Stairways is amended by modifying Exception 1 and adding Exception 4:

Exceptions:

1. For other than Group H and I-2 occupancies, the capacity, in inches, of means of egress stairways shall be calculated by multiplying the occupant load served by such stairways by a means of egress capacity factor of 0.25 inch (6.4 mm) per occupant in buildings equipped throughout with an automatic sprinkler system installed in accordance with IFCA Section 903.3.1.1 or 903.3.1.2 and an emergency voice/alarm communication system in accordance with IFCA Section 907.5.2.2.
4. The capacity, in inches, of the means of egress stairways serving Group H occupancies shall be calculated by multiplying the occupant load served by such stairways by a means of egress capacity factor of 0.7 inches (17.8 mm) per occupant.

[F] Section 1005.3.2 Other egress components is amended by modifying Exception 1 and adding Exception 4:

Exceptions:

1. For other than Group H and I-2 occupancies, the capacity, in inches, of means of egress components other than stairways shall be calculated by multiplying the occupant load served by such component by a means of egress capacity factor of 0.175 inch (4.5 mm) per occupant in buildings equipped throughout with an automatic sprinkler system installed in accordance with IFCA Section 903.3.1.1 or 903.3.1.2 and an emergency voice/alarm communication system in accordance with IFCA Section 907.5.2.2.
4. The capacity, in inches, of the means of egress components other than stairways serving Group H occupancies shall be calculated by multiplying the occupant load served by such components by a means of egress capacity factor of 0.4 inches (10.2 mm) per occupant.

**SECTION 1006
NUMBER OF EXITS AND EXIT ACCESS DOORWAYS**

Section 1006.2.1 is amended by adding Section 1006.2.1.2 as follows:

1006.2.1.2 Access to exit. Where the exit access travel distance exceeds the maximum common path of egress travel distance in IBC/IFC Table 1006.2.1, or the design occupant load exceeds the maximum occupant load in IBC/IFC Table 1006.2.1, two separate exit access routes shall be available from the terminus of the common path of egress travel that diverge at a minimum rate of 10 feet for every 10 feet from the terminus, until the separation distance determined in accordance with IBC/IFC Section 1007.1.1 is achieved or the distance from the terminus to the nearest exit is reached.

Exception:

Where a building is equipped throughout with an automatic sprinkler system in accordance with IFCA Section 903.3.1.1 or 903.3.1.2, the divergence rate shall not be less than 6 feet for every 10 feet from the terminus of the common path of egress travel distance.

**[B] SECTION 1007
EXIT AND EXIT ACCESS DOORWAY CONFIGURATION**

Section 1007.1.1 Two exits or exit access doorway is revised by adding Exception 3 as follows:

Exceptions:

3. In buildings constructed prior to March 26, 1994, two existing stairways within the same enclosure but completely separated from each other by rated construction in conformance with the requirements of the building code under which the building was last certified for occupancy (scissor stairs), including Modifications Under Special Circumstances and applicable retrofit ordinances, shall be considered two separate exits, provided:
 - a. This scissor stair is currently recognized as two separate exits.
 - b. This scissor stair has been used continuously as two separate exits since the building was certified for occupancy.
 - c. The number of existing exits shall not be reduced.
 - d. The doors leading into each side of the exit enclosure for scissor stairs shall not be required to meet the dimensional separation requirements of Section 1007.1.1.

**[B] SECTION 1009
ACCESSIBLE MEANS OF EGRESS**

[B] Section 1009.1 Accessible means of egress required is replaced in its entirety with the following:

[B] 1009.1 Accessible means of egress required. Accessible means of egress shall comply with this section. Accessible spaces shall be provided with not less than one accessible means of egress. Where more than one means of egress is required by IBC/IFC Section 1006.2 or 1006.3 from any accessible space, each accessible portion of the space shall be served by not less than two accessible means of egress. Buildings required to comply with IBC Section 403 shall be provided with accessible means of egress in accordance with IBCA Section 403.5.7.

Exceptions:

1. Accessible means of egress are not required in alterations to existing buildings that were not required to provide an accessible means of egress under one or more of the following:
 - a. The building and fire codes in effect when the building was reviewed and permitted for construction;
 - b. The building and fire codes in effect when the building was last certified for occupancy;
 - c. All applicable retrofit ordinances;
 - d. Modification under the Administration Section.
2. One accessible means of egress is required from an accessible mezzanine level in accordance with IBC/IFC Section 1009.3, 1009.4 as amended or 1009.5 as amended.
3. In assembly areas with ramped aisles or stepped aisles, one accessible means of egress is permitted where the common path of egress travel is accessible and meets the requirements in Section 1029.8.

[F] Section 1009.4 Elevators is amended by replacing the 2nd sentence with the following:

Emergency or standby power shall be provided in accordance with IFCA Section 607.

Section 1009.5 is amended by changing the reference from “Chapter 27” to “IFCA Section 919.8.”

Section 1009.6.4 Separation is replaced in its entirety with the following:

1009.6.4 Separation. Each area of refuge shall be separated from the remainder of the story by a smoke barrier complying with IBC Section 709 or a horizontal exit complying with IBC/IFC Section 1026. Each area of refuge shall be designed to minimize the intrusion of smoke.

Exceptions:

1. Areas of refuge located within an enclosure for interior exit stairways complying with IBC/IFC Section 1023.
2. Areas of refuge in outdoor facilities where exit access is essentially open to the outside.

1009.6.4.1 Elevator lobby areas of refuge. Elevator lobby areas of refuge shall be enclosed by smoke barriers in accordance with IBC Section 709. Openings in the elevator shaft enclosure other than those directly serving an area of refuge shall be protected from the intrusion of smoke in accordance with IBC Sections 716.5.3 and 717.5.3 as amended.

Exceptions:

1. Elevator hoistway doors at the level of exit discharge are not required to be smoke-protected.
2. Openings in elevator hoistways pressurized in accordance with IFCA Section 909

Section 1009.8.1 System requirements is replaced in its entirety with the following:

1009.8.1 System requirements. A two-way communication system shall provide two-way voice communication and visual annunciation between call boxes at locations required by IBC/IFC Section 1009.8 and a master control station. Call boxes provided in addition to those in required locations shall comply with this Section.

The master control station shall be installed in the Fire Command Center (FCC) where provided. In a building where an FCC is not provided, or where multiple master control stations are proposed, locations shall be as

approved by the fire code official. In buildings with multiple master control stations, required features and functionality shall be provided simultaneously at all of them. In this configuration, the Fire Code Official shall designate the overriding master control station that supersedes all additional master control stations and assumes any telephone connection established with a monitoring location or 911.

A call from a call box shall be directed to the master control station. When the master control station is not constantly attended, the call shall be redirected automatically within 30 seconds to an approved monitoring location. The call shall be redirected to 911 if the building does not have an approved monitoring location or if no one at the monitoring location is capable of answering the call and taking appropriate action. The call shall not be transmitted to an automated answering system. Two-way voice communication shall be established between the call box and a person at the monitoring location capable of taking appropriate action, or 911. Two-way voice communication shall be discontinued only when monitoring-location personnel or emergency personnel terminate the call.

The two-way communication system shall be connected to a source of standby power capable of providing the required functionality for a minimum of four hours when the normal power supply fails. The two-way communication system shall be monitored for integrity and annunciated in accordance with NFPA 72, 10.18.2.

The following features shall be provided at the call boxes:

1. The controls shall be accessible and usable by people with disabilities. Clearance, location, protrusion, labeling, signage, and operability of the equipment and user interface shall comply with ANSI A117.1.
2. A push button to activate two-way communication shall be provided.
3. An ANSI A117.1-compliant protective cover shall be provided over the face of the call box, including the button. The cover shall be openable with one hand and shall not require tight grasping, pinching, or twisting of the wrist. Upon releasing the cover from its closed position, it shall hold itself in the open position so as to provide clear access to activate the button with the same hand. The maximum force required to activate operable parts shall not exceed 5 lbs(22.2 N). In the open position, the cover shall not encroach on reach ranges required by ANSI A117.1. When the cover is in the open position, the button shall be clearly visible.
4. **“EMERGENCY EVACUATION ASSISTANCE”** shall be permanently identified on the protective cover in blue lettering with white contrast or white lettering with blue contrast. The lettering shall be clearly visible, 5/8” (16mm) minimum height, and ANSI A117.1-compliant.
5. When the button is pushed, the two-way communication system shall initiate a call for assistance at the master control station. A visual indication shall be provided on or adjacent to the button, and an audible signal shall be provided to acknowledge successful initiation
6. After the acknowledgement signals are sent, two-way communication shall be established without any intentional delay or required intervention by the person initiating the call. Audible and visual indications shall be provided on the call box to acknowledge two-way voice communication has been established. Visual indication shall be deactivated only when the two-way voice communication is terminated.

The following features shall be provided at the master station(s):

1. Identification of the master control station as the emergency evacuation system master control station;
2. Text operating instruction on the use of the systems;

3. The ability to receive and answer calls from all call boxes in the building served by the master control station;
4. The ability to identify the specific location (story and room) of every call box actively engaged in a call with the master control station;
5. The ability to initiate a call to a call box;
6. The ability to simultaneously put multiple calls on hold without terminating any.

Section 1009.8.2 Directions is replaced in its entirety with the following:

1009.8.2 Directions. Directions for the use of the two-way communication system, instructions for summoning assistance via the two-way communication system and written identification of the location shall be posted adjacent to each call box. Clearly visible ANSI A117.1 compliant signage shall be posted as follows:

1. Text operating instructions on the use of the system shall be posted on or adjacent to the call box;
2. Tactile operating instructions shall be incorporated on or adjacent to the buttons and shall be readily accessible to touch once the cover is in the open position;
3. The written location of the call box shall be posted adjacent to the call box;
4. The statement “**PUSH FOR EMERGENCY EVACUATION ASSISTANCE**” shall be permanently identified on the call box adjacent to the push buttons;
5. The statement “**PERSONS ABLE TO USE THE EXIT STAIRWAY DO SO AS SOON AS POSSIBLE, UNLESS THEY ARE ASSISTING OTHERS**” shall be posted on or adjacent to the call box;
6. The statement “**AFTER ACTIVATING THE COMMUNICATION SYSTEM, WAIT HERE FOR ASSISTANCE**” shall be posted on or adjacent to the call box;
7. Directions to all other means of egress shall be posted near the call box;
8. Information on planned availability of assistance in the use of stairs or supervised operation of elevators and how to summon such assistance shall be posted on or adjacent to call box within the stair enclosure.
9. Other information required by the Building or Fire Code Official or the design professional of record.
10. Directions for use shall be as shown in Figure 1009.8.2.

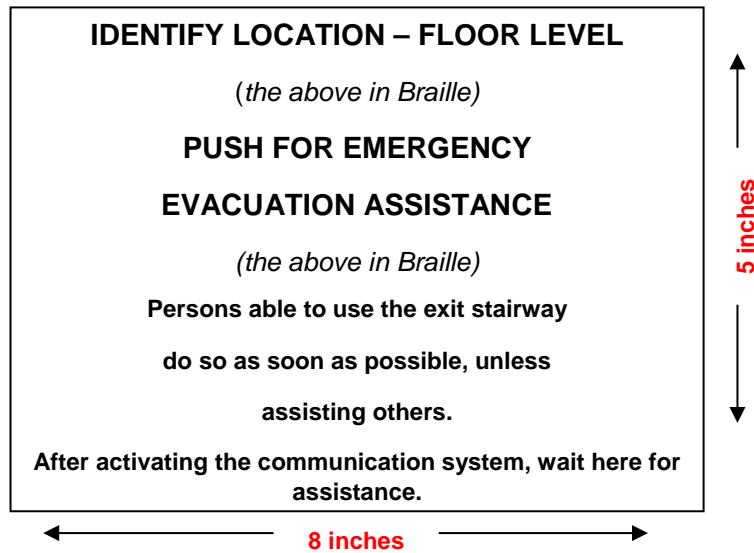


Figure 1009.8.2

Section 1009.8.3 Problematic systems is added as follows:

1009.8.3 Problematic systems. Existing two-way communication systems shall be modified to comply with IBCA/IFCA Section 1009.8.1 when two (2) or more nuisance calls are placed within a twenty-four (24) hour period, three (3) or more within a thirty (30) day period, or ten (10) or more within a twelve (12) month period. In addition a fine is permitted to be imposed in all cases where the number of nuisance calls exceeds ten (10) within a twelve (12) month period.

The property owner shall be responsible for maintaining the two-way communication systems required by this code to provide, at a minimum, the level of reliability and performance as required when originally permitted. Malfunctioning two-way communication systems shall be immediately repaired or replaced. Legal action is permitted to be imposed for two-way communication systems found to be malfunctioning. Permits shall be obtained in accordance with IFCA Section 105 for all work on two-way communication systems required by this code.

SECTION 1010

DOORS, GATES AND TURNSTILES

Section 1010.1.9.1 Hardware is replaced in its entirety with the following:

1010.1.9.1 Hardware. Door handles, pulls, latches, locks and other operating devices on doors required to be *accessible* by Chapter 11 shall not require tight grasping, tight pinching or twisting of the wrist to operate. Thumb turn locks are prohibited.

Section 1010.1.9.5 Unlatching is amended by adding Exception 5.

Exceptions:

5. Notwithstanding the last sentence of Section 1010.1.9.1, accessible thumb turn locks are allowed on manually operated sliding doors serving offices with an occupant load of 10 or less. For the purposes of this exception, accessible shall mean a lever with a minimum dimension from the pivot of at least three inches that can be operated with a closed fist by applying no more than 5 pounds of force to the

lever.

Section 1010.1.9.6 Controlled egress doors in Groups I-1 and I-2 is amended by deleting Exception 2.

Section 1010.1.9.7 Delayed egress locks is deleted in its entirety and are addressed by IBCA Appendix Q, Access Control Systems.

Section 1010.1.9.8 Sensor release of electronically locked egress doors are addressed by IBCA Appendix Q, Access Control Systems.

Section 1010.1.9.9 Electromagnetically locked egress doors is deleted in its entirety and are addressed by IBCA Appendix Q, Access Control Systems.

Section 1010.1.9.11 Stairway doors is amended by deleting the Exceptions 2 through 5 in their entirety and replacing them with the following:

Exceptions:

2. Stairway doors may be locked in accordance with IBCA Appendix Q, Access Control Systems.

**[B] SECTION 1011
STAIRWAYS**

Section 1011.12 Stairway to roof is amended by deleting the Exception.

[B] Section 1011.12.2 Roof access is amended by deleting the Exception.

[B] Section 1011.12.3 Roof hatches is added:

1011.12.3 Roof hatches. All interior stair enclosures that extend to the roof shall have, at the highest point of the enclosure, an approved roof hatch openable to the exterior (also see IFCA Section 504.4). The hatch shall be a minimum of 16 square feet (1.5 m²) in area with a minimum dimension of 2 feet (610 mm).

Exceptions:

1. Roof hatches are not required on pressurized stairway enclosures.
2. Enclosures of stairways that extend to the roof in accordance with IBC/IFC Sections 1011.12 and 1011.12.2, as amended, and provided with a penthouse complying with IBC Section 1510.2.

**SECTION 1013
EXIT SIGNS**

Section 1013.3 Illumination is replaced in its entirety with the following:

1013.3 Illumination. Exit signs shall be electrically powered and internally illuminated.

Exceptions:

1. Tactile signs required by IBC/IFC Section 1013.4 need not be provided with illumination.
2. Edge-illuminated signs are permitted where listed and labeled in accordance with UL 924.

Section 1013.5 Internally illuminated exit signs is replaced in its entirety with the following:

1013.5 Internally illuminated exit signs. Electrically powered exit signs shall be listed and labeled in accordance with UL 924 and shall be installed in accordance with the manufacturer's instructions and IFC Section 604, as amended. Exit signs shall be illuminated at all times.

Section 1013.6 Externally illuminated exit signs is replaced with the following:

1013.6 Graphics. Exit signs shall have green lettering or pictograms on a contrasting field, or white lettering or pictograms on a green field. Pictograms shall comply with NFPA 101. Every sign required shall be of such size and design that it is readily visible and shall provide contrast with all decorations, interior finish, or other signs. Letters shall be not less than 6 inches (150 mm) high, with the principal strokes of letters not less than 3/4 inch (19 mm) wide.

Section 1013.6.1 Graphics is renamed Graphics lettering.

Section 1013.6.2 Exit sign illumination and Section 1013.6.3 Power source are deleted.

SECTION 1018

AISLES

Section 1018.5 Aisles in other than assembly spaces and groups B and M is amended by adding Exception 2.

Exceptions:

2. Aisles in high-piled combustible storage areas shall comply with the applicable provisions of Chapter 32 of the *International Fire Code*, as amended.

SECTION 1019

EXIT ACCESS STAIRWAYS AND RAMPS

Section 1019.3 Occupancies other than Groups I-2 and I-3 is amended by replacing item 4 with the following:

4. Exit access stairways and ramps in buildings equipped throughout with an automatic fire sprinkler system in accordance with IFC Section 903.3.1.1, where the area of the vertical openings between stories does not exceed twice the horizontal projected area of the stairway or ramp and the opening is protected by a draft curtain and closely spaced sprinklers in accordance with NFPA 13. This provision is limited to openings that do not connect more than four stories.

SECTION 1020

CORRIDORS

Section 1020.1 Construction is amended by replacing Exception 4 in its entirety with the following and by adding Exception 6:

Exceptions:

4. Corridor walls and ceilings need not be of fire-resistive construction within single-tenant office spaces.

6. Corridor walls and ceilings need not be of fire-resistive construction when serving a conference or assembly room having an occupant load of less than 100 located within a single-tenant office space.

SECTION 1021

EGRESS BALCONIES

Section 1021.4 Location is deleted in its entirety and replaced by the following:

1021.4 Location. Exterior egress balconies shall have a minimum *fire separation distance* of 10 feet (3048 mm) measured at right angles from the exterior edge of the egress balcony to the following:

1. Adjacent *lot lines*.
2. Other buildings or other portions of the same building on the same lot, unless opening limitations and protection are provided as defined below:
 - a. Openings in exterior walls of adjacent buildings or other portions of the same building on the same lot located less than 3 feet from the exterior egress balcony are not permitted. Exterior walls of the adjacent building shall have a minimum one-hour fire resistance rating and not less than the fire resistance rating required in Table 602.
 - b. Openings in exterior walls of adjacent buildings or other portions of the same building on the same lot shall be protected by not less than 45-minute opening protection assemblies when located between 3 feet and 10 feet from the exterior egress balcony. Sprinkler protection shall not be substituted for 45-minute opening protection assemblies.
 - c. Area of exterior openings in the adjacent buildings or portions of the same building on the same lot shall not exceed the opening area limits specified in Table 705.8 for that portion of the exterior wall adjacent to and at right angle to the exterior egress balcony.

SECTION 1023

INTERIOR EXIT STAIRWAYS AND RAMPS

Section 1023.11.2 Enclosure access is deleted in its entirety.

SECTION 1025

LUMINOUS EGRESS PATH MARKINGS

Section 1025.1 General is replaced in its entirety with the following:

1025.1 General. Approved luminous egress path markings delineating the exit path shall be provided in high-rise buildings of Group A, B, E, I, M, and R-1 occupancies in accordance with Sections 1025.1 through 1025.5.

Exceptions:

1. Luminous egress path markings shall not be required on the level of exit discharge in lobbies that serve as part of the exit path in accordance with Section 1028.1, Exception 1.
2. Luminous egress path markings shall not be required where illumination level under emergency power is provided in accordance with Section 1008.3.5 and the power supply to the means of egress

illumination within interior exit enclosures, interior exit ramps, and exit passageways is powered by all of the following:

- A. Premises' electrical supply,
- B. Generator electrical supply, and
- C. Emergency storage battery units at each fixture to provide power for duration of not less than 90 minutes.

SECTION 1027

EXTERIOR EXIT STAIRWAYS AND RAMPS

Section 1027.5 Location is replaced in its entirety with the following:

1027.5 Location. *Exterior exit stairways and ramps* shall have a minimum fire separation distance of 10 feet (3048 mm) measured at right angles from the exterior edge of the *stairway or ramps*, including landings, to:

1. Adjacent *lot lines*.
2. Other buildings or other portions of the same building on the same lot, unless opening limitations and protection are provided as defined below:
 - a. Openings in exterior walls of adjacent buildings or other portions of the same building on the same lot located less than 3 feet from the *exterior exit stairways or ramps* are not permitted. Exterior walls of the adjacent building shall have a minimum one-hour fire resistance rating and not less than the fire resistance rating required in Table 602.
 - b. Openings in exterior walls of adjacent buildings or other portions of the same building on the same lot shall be protected by not less than 45-minute opening protection assemblies when located between 3 feet and 10 feet from the *exterior exit stairway or ramp*. Sprinkler protection shall not be considered a substitute to 45-minute opening protection. Exterior walls of the adjacent building shall not be substituted for 45-minute opening protection assemblies.
 - c. Area of exterior openings in the adjacent buildings or portions of the same building on the same lot shall not exceed the opening area limits specified in Table 705.8 for that portion of the exterior wall adjacent to and at right angle to the *exterior exit stairway or ramp*.

[F] SECTION 1029

ASSEMBLY

[F] Section 1029.14 Seat stability is replaced in its entirety with the following:

1029.14 Seat stability. In a building, room or space used for assembly purposes, the seats shall be securely fastened to the floor.

Exceptions:

1. Seats are not required to be fastened to the floor in places of assembly or portions thereof:
 - with 100 or fewer seats, and
 - with an actual net area per occupant greater than or equal to 7 sq. ft., and
 - without ramped or tiered floors for seating.
2. Seats are not required to be fastened to the floor in places of assembly or portions thereof:
 - with 100 or fewer seats, and

- with an actual net area per occupant greater than or equal to 7 sq. ft., and
 - with ramped or tiered floors for seating, and
 - where plans showing seating, tiers and aisles were submitted to, reviewed and permitted by the *fire code official*.
3. Seats are not required to be fastened to the floor in places of assembly or portions thereof:
 - with more than 100 and fewer than 200 seats, and
 - with an actual net area per occupant greater than or equal to 7 sq. ft., and
 - without ramped or tiered floors for seating, and
 - with seats fastened together in groups of five or more.
 4. Seats are not required to be fastened to the floor in places of assembly or portions thereof:
 - with seating at tables, and
 - with an actual net area per occupant greater than or equal to 15 sq. ft., and
 - without ramped or tiered floors for seating.
 5. Groups of seats are not required to be fastened to the floor in places of assembly or portions thereof:
 - with 14 or fewer seats per group, and
 - with an actual net area per occupant greater than or equal to 7 sq. ft., and
 - without ramped or tiered floors for seating, and
 - groups are separated from other seating by railings, guards, partial height walls or similar barriers.
 6. Seats intended for musicians or other performers and separated by railings, guards, partial height walls or similar barriers shall not be required to be fastened to the floor.
 7. Special events permitted in accordance with IFCA Section 105.6. Loose seats, folding chairs or similar seating facilities that are not fixed to the floor shall be securely fastened together in groups of five or more.
 8. All accessible and companion seating as required by currently adopted ICC A117.1-2009 Chapter 8.

CHAPTER 11

CONSTRUCTION REQUIREMENTS FOR EXISTING BUILDINGS

SECTION 1101

GENERAL

Section 1101.2 Intent is replaced as follows:

1101.2 Intent. The intent of this chapter is to provide a minimum degree of fire and life safety to persons occupying existing buildings by providing minimum construction requirements when the applicable requirements for such buildings cannot be ascertained by one or more of the following:

1. The building and fire codes in effect when the building was reviewed and permitted for construction
2. The building and fire codes in effect when the building was last certified for occupancy
3. All applicable retrofit ordinances, including retroactive regulations contained elsewhere in this Code
4. Modification under IBCA Section 106 Alternate Materials, Design and Methods of Construction and Equipment
5. Subject to approval by the fire code official, existing life safety features that exceed the requirements for new buildings shall be permitted to be decreased to those required for new buildings.
6. Existing life safety features that do not meet the requirements for new buildings, but that exceed the requirements for existing buildings, shall not be further diminished.

Exception: Existing buildings shall comply with the requirements of IFC Sections 1103.2, 1103.3, 1103.7.5, 1103.9, 1107, and 1108, as amended.

SECTION 1103

FIRE SAFETY REQUIREMENTS FOR EXISTING BUILDINGS

Section 1103.1 Required construction is amended by adding Exception 3 as follows:

3. See Section 3211 for requirements for existing buildings constructed **prior to October 1990** and used for high-piled or rack storage.

Section 1103.2 Emergency responder radio coverage in existing buildings is replaced as follows:

1103.2 Emergency responder radio coverage in existing buildings. See Section 916.1.2.

Section 1103.3.1 Elevators, escalators and moving walks is replaced as follows:

1103.3.1 Elevators, escalators and moving walks. Existing elevators, escalators and moving walks in Group I-2 Condition 2 occupancies shall comply with *Colorado State Regulations*, as amended from time to time.

Section 1103.3.2 Elevator emergency operation is replaced as follows:

1103.3.2 Elevator emergency operation. Existing elevators with a travel distance of 25 feet (7620 mm) or more above or below the main floor or other level of a building and intended to serve the needs of emergency

personnel for fire-fighting or rescue purposes shall be provided with emergency operation in accordance with *Colorado State Regulations*, as amended from time to time.

Exceptions 1 and 2 to remain; Exception 3 is amended as follows:

3. Freight elevators in buildings provided with automatic sprinkler systems installed in accordance with IFC Section 903.3.1.1 or 903.3.1.2.

Section 1103.7.1 Group E is amended by adding Exception 3 as follows:

3. Existing Group E occupancies with approved battery-operated smoke alarms shall be permitted to retain these devices until **January 1, 2019**. After **January 1, 2019**, all approved installations of battery-operated smoke alarms shall be replaced with UL 217 listed battery-operated smoke alarms provided with permanent integral 10-year lithium batteries and resistance to nuisance alarms. Continued use of battery-operated smoke alarms shall be subject to approval by the fire code official.

Section 1103.8.3 Power source is amended by adding the following at the end of the section:

Existing Group I-1 and R occupancies with approved battery-operated smoke alarms shall be permitted to retain these devices until **January 1, 2019**. After **January 1, 2019**, all approved installations of battery-operated smoke alarms shall be replaced with UL 217 listed battery-operated smoke alarms provided with permanent integral 10-year lithium batteries and resistance to nuisance alarms. Continued use of battery-operated smoke alarms shall be subject to approval by the fire code official.

Section 1103.9 Carbon monoxide alarms is amended by adding the following at the end of the section:

Effective upon adoption of this code by the authority having jurisdiction, existing I and R occupancies with approved battery-operated CO alarms shall replace such units upon activation of the unit end-of-life signal or in accordance with the manufacturer's recommendation. Where approved, replacement and new CO alarms shall be UL 2034 listed battery-operated CO alarms provided with permanent integral 10-year lithium batteries. Installation of new CO alarms in existing R occupancies where required by State of Colorado regulations shall comply with this requirement. Use of battery-operated CO alarms shall be subject to approval by the fire code official. Listed combination smoke/CO alarms that comply with these requirements shall be permitted.

SECTION 1105

CONSTRUCTION REQUIREMENTS FOR EXISTING GROUP I-2

Section 1105.1 General is amended by adding an Exception as follows:

Exception: The requirements of IFC Section 1105 shall not apply for Group I-2 occupancies which comply with the 2012 NFPA 101 Chapter 19 provisions for existing hospitals, nursing_homes, and limited care facilities. For the purposes of this exception; the term hospital, shall include general hospitals, psychiatric hospitals, and specialty hospitals, the term nursing home, shall include nursing and convalescent homes, skilled nursing facilities, intermediate care facilities, and infirmaries in homes for the aged.

Section 1107 Requirements for Compressed Gas Systems is added as follows:

SECTION 1107

REQUIREMENTS FOR COMPRESSED GAS SYSTEMS

1107.1 Compressed gas systems. Effective **January 1, 2018**, existing compressed gas systems located within existing buildings shall be retrofitted and modified in accordance with Sections 1107.1.1 through 1107.1.4.

1107.1.1 Carbon dioxide (CO₂) systems used in beverage dispensing applications. Existing carbon dioxide (CO₂) systems used in beverage dispensing applications shall comply with Section 5307.

1107.1.2 Inert gas systems used in commercial, manufacturing or industrial applications. Existing inert gas systems used in commercial, manufacturing or industrial applications shall comply with Section 5309.

1107.1.3 Carbon dioxide (CO₂) gas enrichment systems using on-site supply tanks and/or cylinders in plant growing (husbandry) applications. Existing carbon dioxide (CO₂) gas enrichment systems using on-site supply tanks and/or cylinders in plant growing (husbandry) applications shall comply with Section 5310.

1107.1.4 Carbon dioxide (CO₂) gas enrichment systems using a natural gas burner in plant growing (husbandry) applications. Existing carbon dioxide (CO₂) gas enrichment systems using a natural gas burner in plant growing (husbandry) applications shall comply with Section 5311.

SECTION 1108 Firefighter Fall Protection is added as follows:

SECTION 1108

FIREFIGHTER FALL PROTECTION

1108.1 Firefighter fall protection. The following precautions are required to ensure safe and effective rooftop access for rooftop maintenance and firefighting operations. Materials shall comply with UL 1994. Signs or decals shall be posted in English and in the predominant language of workers. Signs, decals and striping affixed to the exterior of the building shall be suitable for the environment. Provisions of items 1, 2 and 3 shall be completed by **July 1, 2016**.

1. Self-luminous or reflective signs or decals approved by the fire code official are required on building exterior walls when the locations of rooftop access landing areas are not apparent from the street.
2. Self-luminous or reflective signs or decals approved by the fire code official shall be attached to each skylight, trap door, roof hatch, and scuttle cover; the sign or decal shall be on the surface, with striping around the entire perimeter.
3. Self-luminous or reflective signs or decals approved by the fire code official shall be placed at entries (doors, stairs, ladders, or roof hatches) to areas containing skylights, trap doors, roof hatches, and scuttle covers.
4. Existing non-metallic panels with curb heights eight inches or less that are present between metal panels on roofs shall be replaced with metal panel(s) with the equivalent gauge and material properties as the existing roof panels. Installation shall be completed by **January 1, 2017**. Perimeter guardrails or fall protection can be used in lieu of replacement of existing non-metallic panels when these systems comply with OSHA 29 CFR1926.502. Self-luminous or reflective signs or decals approved by the fire code official shall be placed on perimeter guardrails.

Exception: One-family, two-family and townhome dwellings constructed in accordance with the IRC.

CHAPTER 20 AVIATION FACILITIES

SECTION 2001

GENERAL

Section 2001.1 Scope is replaced as follows:

2001.1 Scope. Airports, heliports, helistops, and aircraft hangers shall be in accordance with this Chapter and applicable sections of IBCA Appendix S.

SECTION 2005

PORTABLE FIRE EXTINGUISHERS

Section 2005.6 At fuel-dispensing stations is replaced as follows:

2005.6 At fuel-dispensing stations. Portable fire extinguishers for ramps where fueling operations are conducted are intended to provide an immediate means of fire protection in an area likely to contain a high concentration of personnel and valuable equipment. The prominent and strategic positioning of portable fire extinguishers is critical for them to be of maximum value in the event of an emergency. Portable fire extinguishers shall not be located in probable spill areas. To provide accessibility from adjoining gates, portable fire extinguishers shall be located approximately midway between gate positions.

Portable fire extinguishers at fuel-dispensing stations shall be located such that pumps or dispensers are not more than 50 feet from an extinguisher. The maximum distance between extinguishers shall not be over 200 feet. Where the specified portable fire extinguishers are brought into the aircraft fuel servicing areas prior to the fueling operation, they shall be located upwind not over 50 feet from the aircraft being serviced. Fire extinguishers shall be provided as follows:

1. Where the open-hose discharge capacity of the fueling system is not more than 200 gallons per minute, a minimum of two listed portable fire extinguishers complying with Section 906 and having a minimum rating of 20-B:C shall be provided.
2. Where the open-hose discharge of the fueling system is more than 200 gallons per minute but not more than 350 gallons per minute, a minimum of two listed wheeled extinguishers complying with Section 906 and having a minimum extinguishing rating of 80-B:C and a minimum agent capacity of 125 pounds shall be provided.
3. Where the open-hose discharge capacity of the fueling system is more than 350 gallons per minute, a minimum of three listed wheeled extinguishers complying with IFC Section 906, as amended, and having a minimum rating of 80-B:C each and a minimum capacity agent of 125 pounds each shall be provided.

SECTION 2006

AIRCRAFT FUELING

Section 2006.6 Emergency fuel shutoff is amended by adding the following at the end of the paragraph:

Emergency fuel shutoff switches shall be of a red, mushroom head type, listed for use, with a protective cover to prevent inadvertent contact and shall only be reset by a key accessible only to authorized personnel. Locations,

performance and marking shall comply with NFPA 407.

Section 2006.12.1 Auxiliary power unit (APU) is added as follows:

2006.12.1 Auxiliary power unit (APU). Fuel servicing shall not be performed on a fixed-wing aircraft while an onboard engine, APU or heater, is operating.

Exception: In an emergency resulting from the failure of an onboard auxiliary power unit on a jet aircraft, and in the absence of suitable ground support equipment, a jet engine mounted at the rear of the aircraft or on the wing on the side opposite the fueling point shall be permitted to be operated during fueling or defueling to provide power, provided that the operation follows written procedures approved by Denver International Airport and the Denver Fire Department.

SECTION 2007

HELISTOPS AND HELIPOINTS

Section 2007.9 Helistops on roofs is added as follows:

2007.9 Helistops on roofs. In addition to other applicable portions of this Code, helistops located on roofs shall comply with the following:

1. Smoking is prohibited on the roof operating area during landing and takeoff operations.
2. Persons, other than helistop personnel, shall be restricted to designated protected or fenced waiting areas during landing and take-off operations.
3. Loose material such as gravel is prohibited.
4. Openings in the roof shall not be permitted in the immediate landing area.
5. Major repair and maintenance operations are not permitted on the helistop except in cases of emergency, and only with prior notification to the Fire Department.
6. Communication facilities shall be provided from the helistop to the department and building personnel for emergency notification.
7. Helistop personnel shall be trained in the use of communication and fire extinguishing equipment.
8. The storage of flammable liquids or highly combustible materials on the roof is prohibited.
9. An exterior (weatherproof) manual pull station shall be provided by each exit and shall be connected to the building alarm system.
10. At least 100 feet of approved 1.5-inch hose equipped with an approved fog nozzle and a 2.5-inch male NST reduced to a 1.5-inch male Denver thread shall be provided in a weatherproof cabinet adjacent to the roof standpipe.

CHAPTER 23

MOTOR FUEL-DISPENSING FACILITIES AND REPAIR GARAGES

SECTION 2303

LOCATION OF DISPENSING DEVICES

Section 2303.2 Emergency disconnect switches is replaced as follows:

2303.2 Emergency disconnect switches. An approved clearly identified and readily accessible emergency disconnect switch shall be provided at an approved location to stop the transfer of fuel to the fuel dispensers in the event of a fuel spill or other emergency. The emergency disconnect switch for exterior fuel dispensers shall be located in an accessible location outside in accordance with this section. Emergency disconnect switches shall be of a red, mushroom head type, listed for use, with a protective cover to prevent inadvertent contact and shall only be reset by a key located on premises accessible to authorized personnel. Installation of emergency disconnect switches shall comply with NFPA 70 (NEC). Emergency disconnects shall be located within 100 feet (30 480 mm) of but not less than 20 feet (6096 mm) from, the fuel dispensers. For interior fuel-dispensing operations, the emergency disconnect switch shall be installed at an approved location. All emergency disconnect switches shall be distinctly labeled as: **EMERGENCY FUEL SHUTOFF**. Signs shall be provided in approved locations. Access to emergency disconnect switches shall be unobstructed. Removal of equipment, merchandise, vehicles, storage, etc., to reach the emergency disconnect does not meet the requirement for a "readily accessible" location.

SECTION 2304

DISPENSING OPERATIONS

Section 2304.2.5 Communications is replaced as follows:

2304.2.5 Communications. The attendant shall be able to communicate with persons in the dispensing area at all times with a two-way hard-wired communication system. An approved method of communicating with the fire department shall be provided for the attendant.

Section 2304.3 Unattended self-service motor fuel-dispensing facilities is replaced as follows:

2304.3 Unattended self-service motor fuel-dispensing facilities. Unattended public self-service motor fuel-dispensing facilities are prohibited.

SECTION 2305

OPERATIONAL REQUIREMENTS

Section 2305.6.1 Lettering is added as follows:

2305.6.1 Lettering. Warning signs shall have the word "**WARNING**" in red letters of not less than 1.5 inches in height and the remainder of the signs shall have red letters of not less than one (1) inch in height on a white background.

Exception: Existing approved signs consisting of contrasting lettering and background.

SECTION 2306

FLAMMABLE AND COMBUSTIBLE LIQUID MOTOR FUEL-DISPENSING FACILITIES

Section 2206.7.3 Mounting of dispensers is replaced as follows:

2306.7.3 Mounting of dispensers. In motor fuel-dispensing facilities the dispensing devices except those installed on top of a protected above-ground tank that qualifies as vehicle-impact resistant, shall be protected against physical damage by mounting on a concrete island 6 inches (152 mm) or more in height and in accordance with IFC Section 312. Dispensing devices shall be installed and securely fastened to their mounting surface in accordance with the dispenser manufacturer's instructions. Dispensing devices installed indoors shall be located in an approved position where they cannot be struck by an out-of-control vehicle descending a ramp or other slope.

SECTION 2308

COMPRESSED NATURAL GAS MOTOR FUEL-DISPENSING FACILITIES

Section 2308.7 Emergency shutdown control is amended by adding the following after the last sentence.

The emergency shutdown control switch shall be of a type complying with Section 2303.2.

SECTION 2309

HYDROGEN MOTOR FUEL-DISPENSING AND GENERATION FACILITIES

Section 2309.5.3 Emergency shutdown control is amended by adding the following after the last sentence.

The emergency shutdown control switch shall be of a type complying with Section 2303.2.

SECTION 2311

REPAIR GARAGES

Section 2311.4.3 Ventilation is replaced as follows:

2311.4.3 Ventilation. Where Class I liquids or LP-gas are stored or used within a building having a basement or pit wherein flammable vapors could accumulate, the basement or pit shall be provided with mechanical ventilation in accordance with the *International Mechanical Code*, at a minimum rate of 1.5 cubic feet per minute per square foot (cfm/ft²) [0.008 m³/(s · m²)] to prevent the accumulation of flammable vapors. The fan shall be configured in such a way that it runs continuously and the exhaust inlet is placed within 12 inches of the pit floor.

Sections 2311.4.4 Fire protection systems is added as follows:

2311.4.4 Fire protection systems. In buildings equipped with an automatic sprinkler system, pits and below-grade work areas shall be protected. Sprinkler systems in pits and below-grade work areas shall be separately zoned and the control valve shall be located outside the pit or below-grade work area.

2211.4.5 Flammable vapor monitoring is added as follows:

2311.4.5 Flammable vapor monitoring. Pits and below-grade work areas shall be equipped with a flammable vapor-monitoring alarm. Alarm notification shall be local only and provided in an approved location(s).

2311.4.6 Warning signs is added as follows:

2311.4.6 Warning sign(s). Pits and below grade work areas shall be identified as required. Doors or openings leading to a pit or below grade work area shall be plainly marked with the words “**OPEN PIT**” in red letters at least six (6) inches high on a white background. Such warning signs shall be placed so as to be readily discernible.

Section 2311.7.2 Gas detection system is replaced as follows:

2311.7.2 Gas detection system. Repair garages used for repair of vehicles fueled by non-odorized gases, including, but not limited to, hydrogen and non-odorized LNG, shall be provided with a flammable gas detection system in accordance with IFC Sections 2311.7.2.1 through 2311.7.2.3, as amended. Emergency alarms shall be provided in accordance with Section 908.8.

Section 2311.7.2.2 Operation - Item 1 is replaced as follows:

1. Initiation of distinct audible and visual alarm signals in the repair garage in accordance with Section 908.8. Signage required by Section 908.8 shall state “**DO NOT ENTER WHEN LIGHT IS FLASHING – NONODORIZED FLAMMABLE GAS LEAK DETECTED.**”

Section 2312 Existing Motor Fuel-Dispensing Facilities is added as follows:

SECTION 2312

EXISTING MOTOR FUEL-DISPENSING FACILITIES

2312.1 Mounting of dispensers. Existing motor fuel dispensing facilities shall have the dispensing devices, except those installed on top of a protected above-ground tank that qualifies as vehicle-impact resistant, protected against physical damage in accordance with IFC Section 312. Dispensing devices shall be securely fastened to their mounting surface in accordance with the dispenser manufacturer’s instructions. Dispensing devices installed indoors shall be located in an approved position where they cannot be struck by an out-of-control vehicle descending a ramp or other slope.

2312.2 Emergency disconnect switches. Existing motor fuel-dispensing facilities shall have an approved clearly identified and readily accessible emergency disconnect switch provided at an approved location to stop the transfer of fuel to the fuel dispensers in the event of a fuel spill or other emergency. The emergency disconnect switch for exterior fuel dispensers shall be located in an accessible location outside in accordance with this section. Emergency disconnect switches shall be of a red, mushroom head type, listed for use, with a protective cover to prevent inadvertent contact and shall only be reset by a key located on premises accessible to authorized personnel. Installation of emergency disconnect switches shall comply with NFPA 70 (NEC). Emergency disconnects shall be located within 100 feet (30480 mm) of but not less than 20 feet (6096 mm) from, the fuel dispensers. All emergency disconnect switches shall be distinctly labeled as “**EMERGENCY FUEL SHUTOFF.**” Signs shall be provided in approved locations.

CHAPTER 24 FLAMMABLE FINISHES

SECTION 2401 GENERAL

Section 2401.1 Scope, Item 4, is amended as follows:

4. Floor surfacing or finishing operations using Class I or II liquids

Section 2401.3.1 Water-based finishes is added as follows:

2401.3.1 Water-based finishes. Notwithstanding the provisions of IFC Section 2401.2, a permit is required to conduct a spraying or dipping operation utilizing water based liquids as set forth in Section 105.

Section 2401.3.2 Limited spraying spaces is added as follows:

2401.3.2 Limited spraying spaces. A permit is required to conduct a limited spraying operation as set forth in Section 105.

SECTION 2404 SPRAY FINISHING

Section 2404.6.1.2.1 Interlocks Item 3 is replaced as follows:

3. Have the ventilating system maintain a concentration 25 percent below the lower flammable limit (LFL) within the spray booth or spray room during the drying process and automatically shut off drying apparatus in the event of a failure of the ventilating system.

SECTION 2405 DIPPING OPERATIONS

Section 2405.7 Ventilation is replaced follows:

2405.7 Ventilation of flammable vapor areas. Mechanical ventilation shall be provided to maintain airborne concentrations below 25 percent the lower flammability limit (LFL). Required ventilation systems shall be arranged such that the failure of any ventilating fan shall automatically stop the dipping conveyor system.

SECTION 2410 FLOOR SURFACING AND FINISHING OPERATIONS

Section 2410.1 Scope is replaced as follows:

2410.1 Scope. Floor surfacing and finishing operations using Class I or Class II liquids shall comply with IFC Sections 2410.2 through 2410.5.

CHAPTER 25 FRUIT AND CROP RIPENING

SECTION 2503 ETHYLENE GAS

Sections 2503.3 Storage and 2503.4 Piping are added as follows:

2503.3 Storage. Containers other than those connected for use shall be stored outside of ripening process buildings or in a special building.

Exception: Storage of not more than two portable containers complying with IFC Section 5303.1 and approved for transportation is allowed in ripening process buildings.

2503.4 Piping. Piping containing ethylene shall be constructed of iron. Flexible connectors and hose, when used, shall be of an approved type. Tubing shall be of brass, copper, or stainless steel with not less than 0.049-inch (1.2 mm) wall thickness.

CHAPTER 26 FUMIGATION AND INSECTICIDAL FOGGING

SECTION 2601 GENERAL

Section 2601 Permits is replaced as follows:

2601.2 Permits. No person shall engage in the actual operation of fumigation or thermal insecticidal fogging without first obtaining a permit. No fumigation room, vault, or chamber using toxic or flammable fumigant shall be used or maintained without first obtaining a permit. Permits shall be required as set forth in Section 105.

Section 2601.3 License is added as follows:

2601.3 License. No person shall conduct fumigation or insecticidal operations without first obtaining a license from the City and County of Denver Department of Excise and Licenses as required by the Revised Municipal Code.

SECTION 2603 FIRE SAFETY REQUIREMENTS

Section 2603.1.1 Storage warning signs is added as follows:

2603.1.1 Storage warning signs. Where fumigants and insecticidal fogging products are stored NFPA 704 placard guidelines shall be followed.

Section 2603.3.1 Warning signs is amended by adding the following after the first sentence:

Where fumigants and insecticidal fogging products are used, approved warning signs bearing the “skull and crossbones” emblem with the warning “**DANGER! POISON GAS! KEEP OUT!**” shall be posted.

Section 2603.3.1.1 Storage warning signs is added as follows:

2603.3.1.1 Storage warning signs. Where fumigants and insecticidal fogging products are stored, NFPA 704 placard guidelines shall be followed.

Section 2603.8 Fumigations restricted is added as follows:

2603.8 Fumigations restricted. Heated elemental sulfur processes creating sulfur dioxide shall be prohibited.

CHAPTER 27

SEMICONDUCTOR FABRICATION FACILITIES

SECTION 2703

GENERAL SAFETY PROVISIONS

Section 2703.12.1 General safety provisions is replaced as follows:

2703.12.1 Where required. Emergency alarm systems shall be provided in accordance with Section 908.8 in the areas indicated in IFC 2703.12.1.1 through 2703.12.1.3.

Section 2703.12.3.1 Emergency alarm signage is added as follows:

2703.12.3.1 Emergency alarm signage. Signage required by Section 908.8 shall state
“**DO NOT ENTER WHEN LIGHT IS FLASHING – HAZARDOUS PRODUCTION MATERIAL LEAK DETECTED.**”

Section 2703.13.1 Where required is replaced as follows:

2703.13.1 Where required. A continuous gas detection system shall be provided in accordance with Section 908.8 in the areas indicated in IFC Sections 2703.13.1.1 through 2703.13.1.4.

Section 2703.13.2.1.1 Emergency alarm signage is added as follows:

2703.13.2.1.1 Emergency alarm signage. Signage required by Section 908.8 shall state,
“**DO NOT ENTER WHEN LIGHT IS FLASHING – HAZARDOUS PRODUCTION MATERIAL LEAK DETECTED.**”

CHAPTER 28
LUMBER YARDS AND AGRO-INDUSTRIAL, SOLID BIOMASS
AND WOODWORKING FACILITIES

SECTION 2804
FIRE PROTECTION

Section 2804.3 Portable fire extinguishers or standpipes and hose is replaced as follows:

2804.3 Portable fire extinguishers and standpipes. Portable fire extinguishers or standpipes supplied from an approved water system shall be provided within 50 feet (15240 mm) of travel distance to any machine producing shavings or sawdust. Extinguishers shall be provided in accordance with IFC Section 906, as amended, for extra-high hazards.

SECTION 2809
EXTERIOR STORAGE OF FINISHED LUMBER AND SOLID BIOFUEL PRODUCTS

Section 2809.5 Fire protection is replaced as follows:

2809.5 Fire protection. An approved hydrant and portable fire-extinguishing equipment suitable for the fire hazard involved shall be provided for open storage yards. Hydrant systems shall be installed in accordance with NFPA 24. Portable fire extinguishers complying with IFC Section 906, as amended, shall be located so that the travel distance to the nearest unit does not exceed 75 feet (22860 mm). Portable fire extinguishers located in open storage yards shall be protected from weather and shall be maintained in accordance with NFPA 10. Portable fire extinguishers complying with IFC Section 906, as amended, and with a minimum rating of 4-A:40-B:C shall be provided on all vehicles operating in a lumber storage yard.

CHAPTER 30 INDUSTRIAL OVENS

SECTION 3003 LOCATION

Section 3003.5 Location is added as follows:

3003.5 Location. Ovens, oven heaters and related equipment shall be located with due regard to the possibility of fire resulting from overheating or the escape of fuel gas or fuel oil and the possibility of damage to the building and injury to persons resulting from explosion.

1. Ovens shall be located at or above grade.

Exception: Ovens shall be permitted in basements where at least 50% of the wall area of the room in which the oven is located is above grade.

2. Ovens shall be located to be readily accessible for inspection and maintenance and with adequate clearances to permit the proper functioning of explosion vents.

Section 3003.6 Relief (explosion) vents is added as follows:

3003.6 Relief (explosion) vents. Ovens which may contain flammable air-gas mixtures shall be equipped with relief vents for freely relieving internal explosion pressures.

Section 3003.7 Ductwork is added as follows:

3003.7 Ductwork. All ductwork shall be constructed of approved non-combustible material. Ducts shall be made tight throughout and shall have no openings other than those required for the proper operation and maintenance of the system. Ducts passing through combustible walls, ceilings, floors or roofs shall provide adequate insulation and clearances to prevent surface temperatures from exceeding 160 degrees F. Exhaust ducts shall not discharge within 10 feet of doors, windows or other air intakes in a manner that will permit re-entry of vapors into the building.

CHAPTER 31

TENTS AND OTHER MEMBRANE STRUCTURES

SECTION 3103

TEMPORARY TENTS AND MEMBRANE STRUCTURES

Section 3103.2- Approval required is replaced as follows:

3103.2 Approval required. Tents and membrane structures having an area in excess of 200 square feet shall not be erected, operated, or maintained for any purpose without first obtaining a permit and approval from the fire code official in accordance with Section 105.

Exceptions:

1. Tents used exclusively for recreational camping purposes.
2. Tents open on all sides that comply with all of the following:
 - 2.1 Individual tents having a maximum size of 400 square feet (65 m²).
 - 2.2 The aggregate area of multiple tents placed side by side without a fire break clearance of 12 feet (3658 mm), not exceeding 400 square feet (37 m²) total.
 - 2.3 A minimum clearance of 12 feet (3658 mm) to all structures and other tents.

Section 3103.9 Anchorage required is amended by replacing the last sentence as follows:

Documentation of structural stability in accordance with IBC Section 3102.7 shall be furnished to the fire code official on request.

SECTION 3104

TEMPORARY AND PERMANENT TENTS AND MEMBRANE STRUCTURES

Section 3104.20 Standby personnel is replaced as follows:

3104.20 Fire watch personnel. When, in the opinion of the fire code official, it is essential for public safety in a tent, or membrane structure used as a place of assembly or any other use where people congregate, or any building premise or property where people congregate, because of the number of persons, or the nature of the performance, exhibition, display, contest, or activity, or when potentially hazardous conditions exist, or an occupant load varies due to large crowd movement from one building to another building or one area of a building to another area of the building, or there is a reduction in a life safety feature, or there is an impairment to a fire protection feature, the owner, agency, or lessee shall employ and compensate through Department of Safety channels, at a rate established by the Executive Director of the Department of Safety, one or more firefighters of the City and County of Denver, as required by the fire code official. Such firefighter(s) shall be subject to the fire code official's orders at all times when so employed and shall be in uniform and remain on duty during the times such places are open to the public or when such activity is being conducted or, in the case of residential occupancies, whenever occupied.

Section 3104.20.3 Permit required is added as follows:

3104.20.3 Permit required. A fire watch operational permit shall be acquired in accordance with Section 105 prior to any occupancy of the tent or membrane structure.

CHAPTER 32

HIGH-PILED COMBUSTIBLE STORAGE

SECTION 3201

GENERAL

Section 3201.3 Construction documents is replaced as follows:

3201.3 Construction documents. A construction permit shall be required in accordance with Section 105 for the installation or reconfiguration of all high-piled storage systems. Installation plans and specifications shall be submitted for review and approval and shall include the information specified in Appendix N. Approved plans shall be maintained on the premises in an approved location and available to Fire Department personnel upon request.

SECTION 3206

GENERAL FIRE PROTECTION AND LIFE SAFETY FEATURES

Table 3206.2 General Fire Protection and Life Safety Requirements is replaced as follows:

**TABLE 3206.2
GENERAL FIRE PROTECTION AND LIFE SAFETY REQUIREMENTS**

| COMMODITY CLASS | SIZE OF HIGH-PILED STORAGE AREA ^a (square feet) (see IFC Sections 3206.2 and 3206.4) | ALL STORAGE AREAS (See IFC Sections 3206, 3207, and 3208) ^b | | | SOLID-PILED STORAGE, SHELF STORAGE AND PALLETIZED STORAGE (See IFC Section 3207.3) | | |
|-----------------|---|---|---|--|---|---|-------------------------------------|
| | | Automatic fire-extinguishing system (see IFC Section 3206.4) | Building Access (see IFC Section 3206.6) | Smoke and heat removal (see IFC Section 3206.7) | Maximum pile dimension ^c (feet) | Maximum permissible storage height ^d (feet) | Maximum pile volume (cubic feet) |
| I-IV | 0-500 | Not Required ^a | Not Required ^e | Not Required | Not Required | Not Required | Not Required |
| | 501-2,500 | Yes ^{a,i} | Not Required ^e | Not Required | 100 | 40 | 100,000 |
| | 2,501-12,000 | Yes | Not Required ^e | Not Required | 100 | 40 | 400,000 |
| | 12,001-20,000 | Yes | Yes | Yes ^j | 100 | 40 | 400,000 |
| | 20,001-500,000 | Yes | Yes | Yes ^j | 100 | 40 | 400,000 |
| | Greater than 500,000 ^g | Yes | Yes | Yes ^j | 100 | 40 | 400,000 |
| High hazard | 0-500 | Not Required ^a | Not Required ^e | Not Required | 50 | Not Required | Not Required |
| | 501-2,500 | Yes | Not Required ^e | Not Required | 50 | 30 | 75,000 |
| | 2,501-300,000 | Yes | Yes | Yes ^j | 50 | 30 | 75,000 |
| | 300,001-500,000 ^{g, h} | Yes | Yes | Yes ^j | 50 | 30 | 75,000 |

For SI: 1 foot = 304.8mm, 1 cubic foot = 0.02832m³, 1 square foot = 0.0929m²

- a. When automatic sprinklers are required for reasons other than those in IFC Chapter 32, the portion of the sprinkler system protecting the high-piled storage area shall be designed and installed in accordance with Sections 3207 and 3208.
- b. For aisles, see Section IFC 3206.9
- c. Piles shall be separated by aisles complying with Section IFC 3206.9
- d. For storage in excess of the height indicated, special fire protection shall be provided in accordance with Note g where required by the fire code official. See IFC Chapters 51 and 57, as amended, for special limitations for aerosols and flammable and combustible liquids, respectively.
- e. IFC Section 503, as amended, shall apply for fire apparatus access.
- f. Intentionally deleted.
- g. Special fire protection provisions including, but not limited to, fire protection of exposed steel columns; increased sprinkler density; additional in rack sprinklers, without associated reductions in ceiling sprinkler density; or additional fire department hose connections shall be provided when required by the fire code official.
- h. High-piled storage areas shall not exceed 500,000 square feet. A 2-hour fire wall constructed in accordance with IBC Section 706 shall be used to divide high-piled storage exceeding 500,000 square feet in area.
- i. Sprinkler protection is not required for storage of Class I commodities. Sprinkler protection in accordance with NFPA 13 or automatic fire detection shall be provided in accordance with IFC Section 3206.5 for Class II, III and IV commodities.

- j. Not required where storage areas are protected by early suppression fast response (ESFR) sprinkler systems or control mode special application sprinklers with a response time index of 50 (m s)^{1/2} or less that are listed to control a fire in the stored commodities with 12 or fewer sprinklers and installed in accordance with NFPA 13.

Section 3206.6.1.1 Number of doors required - Exception is replaced as follows:

Exception. The linear distance between adjacent access doors is allowed to exceed 100 feet but not to exceed 200 feet in existing buildings constructed **prior to May 2011** where no change in occupancy is proposed. The number and distribution of access doors in existing buildings shall be approved by the fire code official.

Section 3206.6.1.4 Storage above doors is added as follows:

3206.6.1.4 Storage above doors. The clear height in accordance with IFC Section 3206.9.2 shall be maintained to the access doors. No racking components shall be located in the clear height.

Exceptions:

1. Rack structure provided for lateral bracing or rack stability and not able to be utilized for storage.
2. A single 24-inch catwalk as permitted by IFC Section 3206.9.1, Exception 1.

Section 3211 Existing Buildings is added as follows:

SECTION 3211

EXISTING BUILDINGS

3211.1 Scope - Existing buildings constructed prior to October 1990. This section is applicable to high-piled or rack storage in existing buildings as follows:

1. Any modification to the existing commodities stored in an existing tenant space where storage height is increased or classification of the commodities is placed in a higher category in accordance with IFC Section 3203.
2. New tenant spaces in existing buildings.
3. Existing tenant spaces with new tenants.
4. In buildings that were built and occupied by a tenant with high-piled combustible stock prior to the adoption of the Uniform Codes on **October 1, 1990**; as long as that tenant remains in operation, it will be up to the Fire Department inspection to identify any unsafe conditions in accordance with Section 110.

3211.2 Storage of Class I commodity – as defined by NFPA 13.

3211.2.1 Automatic sprinklers. Where an automatic sprinkler system is required by Table 3206.2, an approved automatic sprinkler system shall be provided in accordance with NFPA 13.

Exception: Existing automatic sprinkler systems shall be accepted provided that the system has been certified by a qualified Colorado professional engineer to provide a minimum design density to a minimum of 70% of that required by NFPA 13 but not less .2 gpm over 2,000 sq. ft. Density reductions or adjustments permitted by NFPA 13 shall not apply for determination of the 70% minimum density.

3211.2.2 Building access. Building access from fire apparatus access roads in accordance with IFC Section 503, as amended, shall be provided within 200 feet of all portions of the exterior walls of a building used for high-piled storage.

3211.2.2.1 Access doors. Fire Department access doors shall be provided in accordance with IFC Section 3206.6.1, as amended.

3211.2.3 Aisles. Shall be in accordance with IFC Section 3206.9 or 903.3.1; the most restrictive shall govern.

3211.2.4 Portable fire extinguishers. Shall be in accordance with IFC Section 3206.10.

3211.3 Storage of Class II and III commodity - as defined by NFPA 13.

3211.3.1 Automatic sprinklers. Where an automatic sprinkler system is required by Table 3206.2, an approved automatic sprinkler system shall be provided in accordance with NFPA 13.

Exception: Existing automatic sprinkler systems shall be accepted provided that the system has been certified by a qualified Colorado professional engineer to provide a minimum design density to a minimum of 70% of that required by NFPA 13, but not less .2 gpm over 2,000 sq. ft. Density reductions or adjustments permitted by NFPA 13 shall not apply for determination of the 70% minimum density.

3211.3.2 Building access. Building access from fire apparatus access roads in accordance with IFC Section 503, as amended, shall be provided within 200 feet of all portions of the exterior walls of a building used for high-piled storage.

3211.3.2.1 Access doors. Fire Department access doors shall be provided in accordance with IFC Section 3206.6.1, as amended.

3211.3.3 Smoke and heat removal. Smoke and heat vents shall be provided in accordance with Table 3206.2 with a minimum vent area of 1:200.

Exceptions: Existing roof openings such as skylights may be used as smoke vents in accordance with Section 1108 - Item 4.

3211.3.4 Aisles. Shall be in accordance with IFC Section 3206.9 or 903.3.1; the most restrictive shall govern.

3211.3.5 Portable fire extinguishers. Shall be in accordance with IFC Section 3206.10.

3211.4 Storage of Class IV, high-hazards and plastics commodities - as defined by NFPA 13.

3211.4.1 Automatic sprinklers. Where an automatic sprinkler system is required by Table 3206.2, an approved automatic sprinkler system shall be provided in accordance with NFPA 13.

3211.4.2 Building access. Building access from fire apparatus access roads in accordance with IFC Section 503, as amended, shall be provided within 150 feet of all portions of the exterior walls of building used for high-piled storage.

3211.4.2.1 Access doors. Fire Department access doors shall be provided in accordance with IFC Section 3206.6.1, as amended.

3211.4.3 Smoke and heat removal. Smoke and heat vents shall be provided in accordance with Table 3206.2 with a minimum vent to floor area ratio of 1:200.

3211.4.4 Aisles. Shall be in accordance with IFC Section 3206.9.

3211.4.5 Portable fire extinguishers. Shall be in accordance with IFC Section 3206.10.

CHAPTER 33

FIRE SAFETY DURING CONSTRUCTION AND DEMOLITION

SECTION 3301

GENERAL

Section 3301.3 Permit required is added as follows:

3301.3 Permit required. Permits shall be required as set forth in Section 105 for the activities or uses regulated by IFC Sections 3303 – Temporary Heating Equipment, 3304.3 – Burning of combustible debris, rubbish and waste, 3304.4 - Open Burning, 3304.5 – Fire Watch, 3304.6 – Cutting and Welding, 3305.1 Storage of Flammable and Combustible Liquids, 3305.2–Class I and Class II Liquids, 3306.1 – Storage and Handling (Flammable Gases), 3307.1 – Storage and Handling (Explosive Materials), 3317- Safeguarding Roofing Operations, and 3318 – Asbestos Operations.

SECTION 3311

MEANS OF EGRESS

Section 3311.1 Stairways required is amended as follows:

3311.1 Stairways required. Where a building has been constructed to a building height of 40 feet (15 240 mm) or four stories, or where an existing building exceeding 40 feet (15 240 mm) in building height is altered, not less than one temporary lighted stairway shall be provided unless one or more of the permanent stairways are erected as the construction progresses.

SECTION 3313

STANDPIPES

Section 3313.1 Where required is replaced as follows:

3313.1 Where required. Buildings four or more stories in height shall be provided with not less than one standpipe for use during construction. Such standpipes shall be installed when the progress of construction is not more than 30 feet in height above the lowest level of Fire Department vehicle access or where the floor level of the lowest story is located more than 30 feet below the highest level of Fire Department vehicle access. Such standpipes shall be provided with Fire Department hose connections at accessible locations adjacent to usable stairs. Such standpipes shall be extended as construction progresses to within one floor of the highest point of construction having secured decking or flooring. One fire department connection [not less than two (2) 2.5-inch inlets with 4-inch piping] shall be provided for buildings less than 200 feet in height. Where building exceeds 200 feet in height, two (2) separate 6-inch manual dry standpipes shall be required. These standpipes shall be located adjacent to a usable stair with a 200 feet maximum separation between standpipes. Each standpipe shall be connected to two (2) 2.5-inch inlet fire department connections. Each fire department connection shall be signed indicating which standpipe it serves. The fire department connection(s) shall be provided in accordance with IFC Section 912, as amended, at a location visible from the public way, accessible to fire apparatus and approved by Fire Prevention personnel.

Section 3318 Asbestos Operations is added as follows:

SECTION 3318

ASBESTOS OPERATIONS

3318.1 General. Operations involving asbestos or asbestos-containing materials in buildings and other structures regulated by this code shall be in accordance with this Section.

3318.2 Notification. The fire code official shall be notified 24 hours prior to the commencement and closure of asbestos operations. The permit applicant shall notify the building official when asbestos abatement involves the removal of materials which were used as a feature of the building's fire resistance.

3318.3 Signs. Approved signs shall be posted at the entrance, exit, decontamination areas and waste-disposal areas for asbestos operations. The signs shall state asbestos abatement operations are in progress in the area, asbestos is a suspected carcinogen and proper respiratory protection is required. Signs shall have a reflective surface and lettering shall be a minimum of two inches (51 mm) in height.

CHAPTER 34 TIRE REBUILDING AND TIRE STORAGE

SECTION 3408 FIRE PROTECTION

Section 3408.3 Automatic sprinkler systems is added as follows:

3408.3 Automatic sprinkler systems. Automatic sprinkler systems shall be installed in accordance with Section 903.2.9.2.

CHAPTER 35 WELDING AND OTHER HOT WORK

SECTION 3501 GENERAL

Section 3501.3 Restricted areas is amended by adding Item 6 as follows:

6. Areas where uncleaned or improperly prepared drums, tanks, or other containers and equipment that have previously contained materials that could develop explosive atmospheres.

SECTION 3505 GAS WELDING AND CUTTING

Section 3505.2 Cylinder and container storage, handling and use is replaced as follows:

3505.2 Cylinder and container storage, handling and use. Storage, handling and use of compressed gas cylinders, containers and tanks shall be in accordance with this section and Chapter 53, as amended. Ordinary rope slings or electromagnets shall not be used.

SECTION 3508 ACETYLENE GENERATORS

Section 3508.1 Use of acetylene generators is replaced as follows:

3508.1 Use of acetylene generators. The use of acetylene generators shall comply with this Section and NFPA 51 and 51A.

Chapter 38 ALCOHOL BEVERAGE PRODUCTION FACILITIES is added as follows:

CHAPTER 38
ALCOHOL BEVERAGE PRODUCTION FACILITIES

SECTION 3801
GENERAL

3801.1 Scope. Buildings and portions thereof where ethanol mixtures are produced, stored, handled or dispensed in the production of alcohol beverages shall be regulated in accordance with this Chapter and the *Denver Building and Fire Code*.

The intent of this Chapter is to establish minimum requirements consistent with nationally recognized good practice for providing a reasonable level of life safety and property protection from the hazards of fire, explosion or dangerous conditions in new and existing alcohol beverage production facilities (ABPFs) such as distilleries, breweries, and wineries, and to provide safety to fire fighters and emergency responders during emergency operations. The objective is to consolidate regulations for materials, systems, processes, and conditions most commonly found in ABPFs to facilitate compliance with the intent of this chapter.

The fire and building code officials are authorized to enforce applicable provisions of the *Denver Building and Fire Code*, referenced standards, and recommended practices not specifically addressed in this chapter provided they are consistent with the intent and objective of this chapter. Consideration shall be given to the unique materials and equipment utilized in this industry such as wooden casks (typically barrels) and high quality but as-yet, unlisted, stills.

Unless otherwise noted, where provisions in this chapter conflict with provisions in other sections of the *Denver Building and Fire Code* for ABPFs, the provisions of this chapter shall supersede the provisions in those sections.

3801.2 Referenced standards. The Fire and Building code officials are authorized to enforce applicable provisions of the standards listed in IFC Chapter 80, as amended and IBC Chapter 35 as amended to ensure the safe operation of ABPFs. Table 3801.2 lists the standards most often utilized for ABPFs.

Table 3801.2 Referenced Standards

| DOCUMENT | TITLE |
|-----------------|--|
| NFPA 13 | Standard for the Installation of Sprinkler Systems |
| NFPA 30 | Flammable and Combustible Liquids Code |
| NFPA 61 | Standard for the Prevention of Fires and Dust Explosions in Agricultural and Food Processing Facilities |
| NFPA 69 | Standard on Explosion Prevention Systems |
| NFPA 70 | National Electrical Code (NEC) |
| NFPA 72 | National Fire Alarm and Signaling Code |
| NFPA 505 | Fire Safety Standard For Powered Industrial Trucks Including Type Designations, Areas Of Use, Conversions, Maintenance, And Operations |
| NFPA 704 | Standards System for Identification of the Hazards Materials for Emergency Response |
| NFPA 780 | Standard for the Installation of Lightning Protection Systems |

3801.3 Recommended practices. The Fire and Building code officials shall have the authority to utilize the recommended practices listed in Table 3801.3 to render interpretations and develop policies and procedures in the application of the provisions of the *Denver Building and Fire Code* and referenced standards. Such interpretations, policies, and procedures shall be in compliance with the intent and objective of this chapter.

Table 3801.3 Recommended Practices

| | |
|--|---|
| NFPA 77 | Recommended Practice on Static Electricity |
| NFPA 497 | Recommended Practice for the Classification of Flammable Liquids, Gases, or Vapors and of Hazardous (Classified) Locations for Electrical Installations in Chemical Process Areas |
| NFPA 499 | Recommended Practice for the Classification of Combustible Dusts and of Hazardous Locations for Electrical Installations in Chemical Process Areas |
| The Distilled Spirits Council of the United States, Inc. | Recommended Fire Protection Practices for Distilled Spirits Beverage Facilities |

3801.4 Construction Documents. Construction documents shall be submitted for review and permit prior to the installation, construction, or modification of ABPFs or the operational equipment therein.

3801.5 Operational Permits. Operational permits shall be required as set forth in Section 105 and in accordance with Denver Fire Department policy.

SECTION 3802

DEFINITIONS, ACRONYMS AND ABBREVIATIONS

3802.1 Definitions. The following terms are defined in Chapter 2.

- ALCOHOL BEVERAGE**
- ALCOHOL BEVERAGE PRODUCTION FACILITY (ABPF)**
- ALCOHOL BY VOLUME (ABV)**
- BEVERAGE SPIRIT (TTB)**
- BREWERY**
- BULK STORAGE**
- CASK**
- CLASS 1 LIQUIDS**
- CONTAINER**
- DENVER BUILDING CODE**
- DENVER BUILDING AND FIRE CODE**
- DENVER FIRE CODE**
- DISTILLATION**
- DISTILLERY (ALSO “DISTILLED SPIRITS PLANT – BEVERAGE”)**
- DISTILLED SPIRITS PLANT – INDUSTRIAL**
- DISTILLED SPIRITS PLANT – INDUSTRIAL / BEVERAGE**
- DISTILLED SPIRITS PLANT – EXPERIMENTAL**
- ETHANOL (ALSO, “ETHYL ALCOHOL” OR “GRAIN ALCOHOL”)**
- ETHANOL MIXTURE**
- FERMENTATION**
- HAZMAT**

HAZMAT INVENTORY STATEMENT (HMIS)
HAZMAT MANAGEMENT PLAN (HMMP)
HAZMAT REPORT (HMR)
INTERMEDIATE BULK CONTAINER
LOWER FLAMMABLE LIMIT (LFL)
MASH
MINIMUM EXPLOSIVE CONCENTRATION (MEC)
NORMALLY CLOSED
NORMALLY OPEN
PILE
PORTABLE TANK
PROCESS DESCRIPTION
PRESSURE VESSEL
PROCESSING VESSEL
RACK
REMOTE AREA
SPIRIT
STATIONARY TANK
STILL
STORAGE AREA
TANK
USE AREA
VAT (ALSO Foudre)
WASH (ALSO BEER, MALT LIQUOR)
WINE
WINERY
WORT
VESSEL

3802.2 Acronyms and abbreviations. The following acronyms and abbreviations shall, for the purposes of this chapter, have the meanings identified below:

ABPF. Alcohol Beverage Production Facility.

ABV. Alcohol by Volume.

ASME. American Society of Mechanical Engineers.

ASTM. American Society for Testing and Materials.

HMIS. HazMat Inventory Statement.

HMMP. HazMat Management Plan.

HMPA. HazMat Permit Application.

HMR. HazMat Report.

LEL. Lower Explosive Limit.

LFL. Lower Flammable Limit.

MAQ. Maximum allowable quantity per control area in accordance with IFC Section 5003.1.1.

MEC. Minimum Explosive Concentration.

MSDS. Material Safety Data Sheet

NEC. National Electrical Code

TTB. Alcohol and Tobacco Tax and Trade Bureau

SECTION 3803

GENERAL REQUIREMENTS

3803.1 Material classification. Hazard classifications and analyses of ethanol mixtures shall account for altitude-dependent properties based on an elevation of 5,280 feet (1,609 m) above sea level.

Ethanol mixtures that have no fire point when tested in accordance with ASTM D 92, *Standard Test Method for Flash and Fire Points*, by Cleveland Open Cup Tester and ethanol mixtures with 16 percent or less ABV with the remainder comprised of materials with hazards not regulated by the *Denver Building and Fire Code* shall not be regulated as flammable or combustible liquids.

Ethanol mixtures with greater than 16 percent ABV and less than or equal to 34 percent ABV, and the remainder comprised of water and other materials with hazards not regulated by the *Denver Building and Fire Code*, shall be classified as Flammable 1C liquids.

Ethanol mixtures with greater than 34 percent ABV, and the remainder comprised of water and other materials with hazards not regulated by the *Denver Building and Fire Code*, shall be classified as flammable 1B liquids.

3803.2 Occupancy classification. The occupancy classification of use areas and storage areas including grain-handling and bottling/packaging systems and processes shall be classified in accordance with Sections 3803.2.1 through 3803.2.3.

3803.2.1 H-2 occupancy classification. An H-2 occupancy classification shall be assigned to buildings or portions thereof in accordance with Sections 3803.2.1.1 and 3803.2.1.2.

3803.2.1.1 Combustible dust producing operations. ABPFs or portions thereof containing equipment, systems and processes where grains are stored, transferred or milled in such a manner that the confinement conditions and dust concentrations create a fire or explosion hazard shall be in accordance with IFC Chapter 22 and IFC Chapter 50, as amended. The fire and building code officials are authorized to require technical assistance in accordance with Section 104 to establish whether the building or portion thereof is required to be assigned an H-2 occupancy classification and to determine explosion and deflagration hazard reduction criteria.

3803.2.1.2 Flammable liquids. ABPFs and portions thereof with quantities of Class 1 Liquids in excess of the MAQs, that are stored or processed in normally open vessels or systems, or vessels or systems that are pressurized at more than 15 pounds per square inch gauge (psig; 103.4 kPa), or where a Class 1 Liquid is released to atmosphere at or above its flash point temperature as part of normal operations shall be assigned an H-2 occupancy classification.

3803.2.2 H-3 occupancy classification. ABPFs and portions thereof with quantities of Class 1 Liquids in excess of the MAQs, that are stored or processed in normally closed vessels or systems pressurized to 15 pounds per square inch gauge (psig; 103.4 kPa) or less, shall be classified as H-3 occupancies.

Exception: Quantities of ethanol mixtures beverages exceeding the MAQs but packaged in individual containers not exceeding 1.3 gallons (5 L) in volume shall not cause the ABPF or portion thereof to be assigned an H-3 occupancy classification.

3803.2.3 Non-high hazard occupancy classification. Control areas with Class 1 Liquids, combustible dust production, or other regulated hazards shall be assigned an occupancy classification in accordance with the *Denver Building and Fire Code* according to the fire safety and relative hazard involved.

3803.3 Hazardous materials permit application (HMPA). An HMPA in an approved format is required for all ABPFs using or storing HazMat. It shall contain at a minimum, an HMR, HMMP, process description, fire-safety and evacuation plans, and a storage plan.

3803.3.1 Hazardous materials report (HMR). An HMR in an approved format is required for all facilities using or storing HazMat. It shall contain at a minimum, critical personnel contact information, pertinent building construction and occupancy information, and an HMIS.

3803.3.2 Hazardous materials management plan (HMMP). An HMMP in accordance with Section 5001.5.1 and Appendix H101 shall be provided in an approved format.

3803.3.3 Process description. A process description shall be provided in an approved format. All relevant process and storage operations in all Control Areas and Group H Occupancies shall be identified. The quantities of all materials with regulated hazards in each area at each step of all processes shall be calculated. The maximum capacity of all Class 1 Liquid bulk storage vessels, processing vessels and stills shall be used in the quantity calculation. The capacities of all such vessels and stills that can be used simultaneously shall be counted as being simultaneously full.

3803.3.4 Emergency Planning. Fire safety and evacuation plans in accordance with IFC Section 404, as amended, shall be prepared and maintained.

3803.3.5 Storage plan. Aisle and storage plans shall be submitted in accordance with IFC Chapter 50, as amended.

3803.3.6 Material safety data sheets. MSDS shall be readily available on the premises for HazMat therein.

3803.3.7 Unauthorized Discharges Preparation. Plans and provisions shall be made for controlling and mitigating unauthorized discharges.

3803.3.8 Personnel training and written procedures. Persons responsible for the operations in Class 1 Liquid storage areas or use areas shall be familiar with the chemical nature of the materials and the appropriate mitigating actions necessary in the event of fire, leak, or spill.

3803.3.9 Fire department liaison. Responsible persons shall be designated and trained to be liaison personnel to the fire department. They shall aid the fire department in preplanning emergency responses and identifying the locations of HazMat, shall have access to MSDS and be knowledgeable in the site's emergency response procedures.

3803.4 Unauthorized discharges. When Class 1 Liquids are released in quantities reportable under state, federal or local regulations, the fire code official shall be notified and action shall be taken in accordance with Sections 3803.4.1 and 3803.4.2.

3803.4.1 Records. Accurate records shall be kept of all unauthorized discharges of Class 1 Liquids by the permittee.

3803.4.2 Responsibility for cleanup. The person, firm or corporation responsible for an unauthorized discharge shall institute and complete all actions necessary to remedy the effects of such unauthorized discharge, whether sudden or gradual, at no cost to the jurisdiction. When deemed necessary by the fire code official, cleanup may be initiated by the fire department or by an authorized individual or firm. Costs associated with such cleanup shall be borne by the owner, operator or other person responsible for the unauthorized discharge.

3803.5 Construction. The construction of ABPFs shall be in accordance with Sections 3803.5.1 and 3803.5.2.

3803.5.1 General. Special detailed requirements, building heights, allowable areas, construction types, control areas, rated assemblies, finishes, means of egress, accessibility, interior environment, energy efficiency, exterior walls, roofing, structural design, fire service features, building services and systems, and fire and smoke protection shall be in accordance with the *Denver Building and Fire Code* for the assigned occupancy classifications and this Chapter.

3803.5.2 Floors. Floors of use areas and storage areas for Class 1 Liquids shall be of noncombustible construction. Floor surfacing shall not be reactive with ethanol.

3803.6 Systems, features and components. Systems, features and components shall be provided in accordance with Sections 3803.6.1 through 3803.6.13.

3803.6.1 Deflagration prevention by combustible concentration reduction. Atmospheric concentration of flammable vapors shall be maintained at or below 25 percent of the LFL, and combustible dusts at or below 25 percent of the MEC, in all areas of the ABPF or portion thereof where they could collect or migrate. Good housekeeping shall be exercised to prevent accumulation of combustible dust on all exposed surfaces at all levels throughout the building.

Indoor storage areas and use areas are permitted to be provided with natural ventilation where it can be shown to maintain the atmospheric concentrations at or below 25 percent of the LFL and MEC for the materials under consideration.

Where natural ventilation is not adequate, Class 1 Liquid use areas, storage areas and equipment, machinery, and operations which produce or emit combustible dust, shall be provided with an approved mechanical collection and exhaust system in accordance with Sections 501,502.1, 502.8, 502.9.5 and 503 of the *International Mechanical Code*.

Use areas and storage areas in ABPFs or portions thereof where Class 1 Liquid vapor concentrations cannot be maintained at or below 25 percent of the LFL, or confined enclosures where the concentration of combustible dust cannot be maintained at or below 25 percent of the MEC, shall be provided hazardous exhaust in accordance with Sections 510 and 511 of the *International Mechanical Code*.

3803.6.1.1 System requirements. Exhaust ventilation systems shall comply with all of the following:

1. Installation shall be in accordance with the *International Mechanical Code*.
2. Mechanical ventilation over the storage area or use area shall be at a rate of not less than 1 cubic foot per minute per square foot [cfm/ft²; 0.00508 cms/m²] of floor area.

Exception: Areas where Class 1 Liquids are stored in casks are permitted to be provided with an engineered ventilation system in accordance with *International Mechanical Code* Chapter 4. The air flow rate shall not be less than the greater of (1) that required to maintain the flammable vapor

concentration in the storage area at or below 25 percent of the LFL, or (2) 0.06 cubic feet per minute per square foot (cfm/ft²; 0.000305 cms/m²).

3. Systems shall operate continuously unless alternative designs are approved.
4. A manual shutoff control shall be provided outside of the room in a position adjacent to the access door to the room, or in an approved location. The switch shall be a break-glass or other approved type and shall be labeled, “**VENTILATION SYSTEM EMERGENCY SHUTOFF.**”
5. Exhaust ventilation shall be designed to consider the density of the material released. For ethanol vapor, inlet air shall be introduced, and exhaust shall be taken, from a point within 12 inches (305 mm) of the floor. For dust, inlet air shall be introduced at a point within 12 inches (305 mm) of the floor and exhaust shall be taken as close to the dust generation source as possible.
6. The location and configuration of both the inlet and exhaust air openings shall be designed to provide air movement across all portions of the floor or room to prevent the accumulation of flammable vapors and suspended dust.
7. Exhaust air shall not be recirculated to occupied areas.

3803.6.2 Spill control and secondary containment. Spill control and secondary containment shall be provided in accordance with Sections 3803.6.2.1 through 3803.6.2.2.

3803.6.2.1 Indoor. Spill control and secondary containment shall be provided for H-2 and H-3 occupancies in ABPFs where:

1. The capacity of any single normally closed vessel or system with Class 1 Liquids exceeds 55 gallons (208 L);
2. The aggregate capacity of multiple normally closed vessels or systems with Class 1 Liquids exceeds 1,000 gallons (3,785 L); or
3. Class 1 Liquids are dispensed into or from a normally open vessel or system exceeding a 5.3-gallon (20 L) capacity.

3803.6.2.1.1 Design. The drainage system shall be in accordance with the *International Plumbing Code* and the following:

1. All portions of the drainage system including floors shall be liquid-tight and constructed of noncombustible materials compatible with ethanol.

Exception: Where approved by the Fire and Building Code officials, and in compliance with federal, state, and local government agencies’ regulations and permits, floors of buildings or portions thereof used for the bulk storage of Class I Liquids are permitted to be exposed earth. Combustible materials such as tilled organic matter are permitted to be mixed with the dirt provided the mixture is non-combustible.

2. The drains and drainage system capacity shall be sized to carry the volumetric flow of water discharged from the automatic sprinkler system without backing up at the drains or pooling to a depth greater than ¼” (6.5mm). The sprinkler coverage area used to calculate the required volumetric flow is permitted to be based on the smaller of (1) the remote area in accordance with NFPA 13 – provided it is located in the area served by the drains – or (2) the area of the building or portion thereof served by the drains.

Exception: When released onto the ground within a fire area, the volumetric flow of water is permitted to be reduced to account for the percolation into the soil. An engineering analysis shall be provided to establish the reduction.

3. Floors shall slope to drains. Impermeable curbs and floor slope shall be designed to prevent spilled Class I Liquids and water discharged from the automatic sprinkler system from flowing to adjoining areas. Floor slope shall not be less than 2%.

Exceptions:

1. Floors in existing buildings with less than 2% slope are permitted to be used provided they are made liquid tight and floor sinks are installed as necessary to preclude water discharged from the automatic sprinkler system from pooling in low spots. These drains shall be installed in addition to the drains required in Item 2 of this section.
2. Where trench drains or a combination of impermeable curbs and trench drains surround the sprinkler coverage area, the floors shall slope to the drains at a rate of not less than 1%. Where a combination of impermeable curbs and trench drains is used, no less than 50% of the perimeter shall be protected by trench drains.
4. Drainage systems shall terminate in an approved secondary containment reservoir designed to contain a spill from the largest vessel in the area served by the drains plus the volumetric flow of water calculated in Item 2 above for a period of 20 minutes. An approved automatic monitoring method shall be provided to detect material in the reservoir. Monitoring devices shall be connected to approved visual and audible alarms. Reservoir capacity to accommodate the required secondary containment volume shall be maintained at all times.

Exception: Release of Class 1 Liquids and fire protection water directly into a sanitary or storm-water drainage system, onto the ground, or a combination thereof is permitted when in compliance with federal, state, and local governmental agencies' regulations and permits.

3803.6.2.2 Outdoor. Secondary containment for outdoor storage areas shall be in accordance with IFC Chapter 50, as amended.

3803.6.3 Occupant and property protection. Occupant and property protection shall be provided in accordance with Sections 3803.6.3.1 through 3803.6.3.4.

3803.6.3.1 Automatic sprinklers. An automatic sprinkler system shall be installed throughout ABPF H-2 and H-3 fire areas in accordance with Sections 3803.6.3.1.1 through 3803.6.3.1.3.

3803.6.3.1.1 Flammable liquids. Sprinkler discharge criteria for Class 1 Liquid use areas and storage areas in ABPFs or portions thereof shall be in accordance with NFPA 30 but shall not be less than that required in accordance with NFPA 13 for Ordinary Hazard Group 2 with a minimum design area of 3,000 square feet (279 m²).

Exception: H-2 and H-3 occupancies with storage of Class 1 Liquids in casks shall be protected by a sprinkler system designed for Extra Hazard 2 in accordance with NFPA 13, or by an approved engineered design.

3803.6.3.1.2 Combustible dust producing operations. Automatic sprinkler protection criteria for H-2/Combustible Dust Producing Operations shall be determined in accordance with Section 3803.2.1.1.

3803.6.3.1.3 Non-high hazard occupancies. Sprinkler discharge criteria for ABPFs or portions thereof not classified as a division of the high-hazard occupancy classification and where Class 1 Liquids are not present in quantities or conditions required to be regulated by NFPA 30 or this chapter, shall be in accordance with NFPA 13.

3803.6.3.2 Sprinkler system supervision and alarms. Automatic sprinkler systems shall be electrically supervised in accordance with IFC Section 903.4, as amended. Audible and visible occupant notification upon activation of water flow shall be provided in accordance with IFC Section 907.5, as amended, throughout all areas in ABPFs with automatic sprinkler protection.

3803.6.3.3 Emergency alarm. In addition to automatic sprinkler system flow detection and all fire safety functions required by other sections of this code, an approved manual fire alarm system in accordance with Sections 3803.6.3.3.1 through 3803.6.3.3.3 shall be provided in H-2 and H-3 occupancies in ABPFs.

3803.6.3.3.1 Initiation. Manual fire alarm boxes shall be installed in accordance with IFC Section 907.4.2 outside of each interior exit or exit access door in the fire barrier walls separating the H-2 or H-3 occupancies, and in the exterior walls surrounding the H-2 or H-3 occupancies.

Exception: On exterior walls of H-2 or H-3 occupancies, fire alarm boxes are permitted to be installed inside of each interior exit, exit access, or exit discharge door in the exterior wall.

Manual fire alarm boxes shall be installed at not more than 150-foot (45,720 mm) intervals along corridors, interior exit stairways or ramps, or exit passageways where Class 1 Liquids are transported.

3803.6.3.3.2 Notification. Emergency alarm audible and visible occupant notification shall be provided in accordance with IFC Section 907.5, as amended, throughout fire areas containing H-2 or H-3 occupancies.

3803.6.3.3.3 Annunciation. The emergency alarm system shall be monitored and annunciated as a separate zone at the Fire Alarm Control Panel (FACP). A separate emergency alarm panel is required when prescribed by other sections of the *Denver Building and Fire Code* for regulated hazards other than, or in addition to, Class 1 Liquids or combustible dust production in the manufacture of ethanol mixtures. When the emergency alarm system is activated, information shall be communicated to the supervising station that the zone in alarm contains flammable liquids or combustible dust, or both.

3803.6.3.4 Portable fire extinguishers. A minimum of one approved portable fire extinguisher complying with IFC Section 906, as amended, and having a rating of not less than 20-B shall be located not less than 10 feet (3048 mm) or more than 50 feet (15 240 mm) from any Class 1 Liquid storage area or use area or combustible dust production area.

3803.6.4 Electrical. Electrical wiring, equipment and systems shall be installed and maintained in ABPFs in accordance with NFPA 70 (NEC) and IFC Section 605 and Sections 3803.6.4.1 through 3803.6.4.4.

3803.6.4.1 Classified electrical equipment. Classified electrical equipment per NFPA 70 (NEC) shall be installed in accordance with IFC Section 5703.1.1 in areas of ABPFs or portions thereof where it cannot be justified to the fire and building code official during design review, and subsequently demonstrated to the fire code official on annual inspections, that an atmospheric concentration at or below 25 percent of the LFL or MEC can be maintained.

A classified area shall not be required to extend beyond an unpierced floor, roof or other solid partition that prevents the migration of liquids, vapors and dust.

3803.6.4.1.1 Stills. Electrical equipment attached to or part of stills in H-2 or H-3 occupancies shall be Class 1, Division 1 in accordance with NFPA 70 (NEC).

3803.6.4.1.2 Electric motors. Electric motors located 8 feet (2438 mm) or less from any edge of equipment where Class 1 Liquid vapor/air mixtures could exist under normal operations and 3 feet (914 mm) or less above the floor or grade level within 25 feet (7620 mm) horizontally from any equipment with Class 1 Liquids shall be considered Class 1, Division 2 in accordance with NFPA 70 (NEC).

3803.6.4.1.3 Other applications. The fire code official is authorized to determine the extent of the Class 1 electrical equipment and wiring location when a condition is not specifically covered by this chapter, IFC Section 5703.1.1 or NFPA 70 (NEC).

3803.6.4.1.4 Industrial trucks. Powered industrial trucks used in areas designated as classified electrical locations in accordance with Section 3803.6.4.1 shall be listed and labeled for use in the intended environment in accordance with NFPA 505.

3803.6.4.2 Grounding. Equipment used for grain or Class 1 Liquids shall be electrically connected in accordance with NFPA 70 (NEC) and NFPA 77, and Sections 3803.6.4.2.1 and 3803.6.4.2.2 to prevent the accumulation of static electricity and sparking.

3803.6.4.2.1 Conveyance equipment. All conveyance equipment including that used for grain or Class 1 Liquid transfer and shall be electrically connected by bond wires, ground cables, piping or similar means to a static grounding system. Conveyor belts shall be electrically conductive and equipped with static eliminators.

Nozzles and vessels used for the transfer of Class 1 Liquids shall be electrically interconnected by:

1. Metallic floor plates on which vessels stand while filling, when such floor plates are electrically connected to the fill stem; or
2. Where the fill stem is bonded to the container during filling by means of a bond wire.

Exceptions:

1. Vats or casks without internal metal or plastic components that could hold a potential difference.
2. Equipment used in post bottling operations such as packaging and box storage shall be grounded in accordance with standards applicable to that equipment and industry practice.

3803.6.4.2.2 Storage equipment. Plastic and metal grain storage bins or silos and Class 1 Liquid stationary tanks that are drawn down and refilled on a regular basis or are otherwise subjected to processes that could create an electric potential difference and sparking, shall be grounded.

3803.6.4.3 Lightning protection. Lightning protection in accordance with NFPA 780 shall be provided on ABPFs with an H-2 occupancy; on miscellaneous structures with a combustible dust production hazard due to the storage, handling, or processing of grains; and on ABPFs with an H-2 occupancy and a still having a 750 gallon (2839L) or larger capacity, or aggregate bulk storage of Class I Flammable Liquids of 7,800 gallons (29,526L) or greater.

3803.6.4.4 Standby or emergency power. Where mechanical ventilation, treatment systems, limit controls, alarm, detection or other electrically operated systems are required, such systems shall be provided with an emergency or standby power system in accordance with NFPA 70 (NEC) and IFC Section 604.1, as amended.

Exception: Subject to the fire and building code officials, standby power for mechanical ventilation and limit control systems shall not be required where an approved fail-safe engineered system is installed.

3803.6.5 Location of stills and vessels. Stills and vessels in Class 1 Liquid use areas shall be located with respect to the lot lines of adjoining property which can be built on, in accordance with IFC Tables 5703.4(1) and 5703.4(2).

Exceptions:

1. Where the exterior wall facing the adjoining lot line is without openings, has a fire-resistance rating of not less than 2 hours, and the ABPF is protected throughout with an automatic sprinkler system in accordance with Section 3803.6.3.1, the fire and building code officials are authorized to reduce the minimum separation distances to not less than 1 foot (305 mm), or the minimum separation distances required by other provisions of the *Denver Building and Fire Code*, whichever is greater.
2. Where the capacity of the largest still or vessel within the minimum separation distance is 250 gallons (946 L) or less, the aggregate volume of all stills and vessels within the minimum separation distance is 750 gallons (2839 L) or less, the normal operating pressure of all vessels within the minimum separation distance is 2.5 psig (17.2 kPa) or less, and the ABPF is protected throughout with an automatic sprinkler system in accordance with Section 3803.6.3.1, the minimum separation distance to lot lines is permitted to be 1 foot (305 mm), or the minimum separation distances required by other provisions of the *Denver Building and Fire Code*, whichever is greater.

3803.6.6 Security. Class 1 Liquid use areas and storage areas shall be secured against unauthorized entry and safeguarded in a manner approved by the fire code official.

3803.6.7 Protection from vehicles. Bollards in accordance with IFC Section 312 or other approved means shall be provided to protect all vessels, stills, and piping which handle Class 1 Liquids and are subject to vehicular, including industrial truck, damage.

3803.6.8 Labeling and signage. When a permit is required in accordance with Section 105, visible hazard identification markings, labels, signs and placards shall be placed on vessels and process piping used for Class 1 Liquids, and in Class 1 Liquid storage areas, use areas and combustible dust production areas, and at the entrances thereto in accordance with applicable federal, state, and standards regulations, Sections 3803.6.8.1 through 3803.6.8.6, IFC Chapters 50 and 57, as amended, and NFPA 704, or as approved. Content shall be in English, symbols permitted by this code and referenced standards, or both. Placards shall be in accordance with NFPA 704. The fire code official is authorized to require additional signs and placards at specific entrances and locations. Markings, labels, signs, and placards shall not be obscured or removed.

Exception: Casks are not required to be labeled.

3803.6.8.1 Warning signs. Warning signs shall be of a durable material, have a yellow background with black or red text or symbols, and shall convey the danger being identified. Warning sign text shall not be less than 3 inches (76 mm) in height with a 5/8 inch (15 mm) stroke.

3803.6.8.2 Information signs. Information signs shall be of a durable material, have a blue background with white or red text or symbols, or a white background with blue text, and shall convey the information required. Information sign text shall not be less than 3 inches (76 mm) in height with a 5/8 inch (15 mm) stroke.

Exception: Where otherwise specified by applicable regulations or standards.

3803.6.8.3 Location. Placards shall be located in accordance with NFPA 704 and shall be provided on the outside of each interior exit or exit access door in the fire barrier walls separating the H-2 or H-3 occupancies, and in the exterior walls surrounding the H-2 or H-3 occupancies.

3803.6.8.4 Piping. Piping and tubing conveying Class 1, 2, or 3 flammable or combustible liquids between vessels including heat transfer fluids shall be identified in accordance with ASME A13.1 to indicate the material conveyed.

3803.6.8.5 Individual containers, packages and cartons. Individual containers, intermediate bulk containers, packages and cartons shall be conspicuously identified in accordance with federal regulations and applicable state laws.

3803.6.8.6 Tank marking. Every tank shall bear a permanent nameplate or marking indicating the standard used as the basis of design. Stationary tanks more than 100 gallons (379 L) in capacity used for the storage of Class 1 Liquids shall bear a warning sign and placard in accordance with Section 3803.6.8 corresponding to the material therein.

Exception: Vats.

3803.6.9 Sources of ignition. Control of sources of ignition shall be in accordance with Sections 3803.6.8.1 and 3803.6.8.2.

3803.6.9.1 Smoking. Smoking areas shall be in accordance with IFC Section 310 and shall be prohibited in Class 1 Liquid storage areas or use areas and in combustible dust production areas. "No Smoking" warning signs in accordance with IFC Sections 310.3 shall be provided in such areas and at all entrances to them.

Exception: Where designated smoking areas within ABPFs are permitted. Designated smoking areas shall be separated from Class 1 Liquid storage areas and use areas and combustible dust production areas by a minimum of 25 feet (7620 mm) and shall be clearly identified with information signs in accordance with Section 3803.6.8.

3803.6.9.2 Open flames. Open flames including barrel charring operations, and devices operating at temperatures above 680 °F (360 °C) are prohibited throughout fire areas containing Class 1 Liquid storage areas or use areas or combustible dust production areas.

Exceptions:

1. Areas designated as smoking.
2. Areas where hot work permits have been issued in accordance with this Section 105.
3. Listed and labeled gas fired or electric unit heaters installed in accordance with the *International Mechanical Code, International Fuel Gas Code and NFPA 70 (NEC)*, located more than eight feet (2438 mm) from any edge of equipment where Class 1 Liquid

vapor/air mixtures could exist under normal operations and more than three feet (914 mm) above the floor or grade level within 25 feet (7620 mm) horizontally from any equipment with Class 1 Liquids.

3803.6.10 Separation of incompatible materials. Incompatible materials shall be separated in accordance with IFC Section 5003.9.8.

3803.6.11 Seismic protection. All equipment in ABPFs including machinery, racks, piping, and stationary tanks shall be braced and anchored in accordance with the seismic design requirements of the International Building Code for the seismic zone in which the ABPF is located

3803.6.12 Protection from corrosion. Machinery, piping, tank, process vessel, and container materials exposed to Class 1 Liquids shall be protected in accordance with Sections 3803.6.12.1 and 3803.6.12.2.

3803.6.12.1 Protection from external corrosion and galvanic action. Where subject to external corrosion or galvanic action, machinery, piping, tank, process vessel, and container holding or conveying Class 1 Liquids shall be fabricated from noncorrosive materials or provided with corrosion protection. Dissimilar metallic parts subject to galvanic action shall not be joined.

3803.6.12.2 Chemical protection. Machinery, piping, tank, process vessel, and container materials used for Class 1 Liquids shall be protected from all chemicals to which they are exposed including ethanol. Clean-in-place (CIPs) fittings shall be compatible with the cleaning agents used on the vessels and piping to which they are attached. Tank lining shall be in accordance with Section 3804.1.2.6.

3803.6.13 Limit controls. Limit controls shall be provided in accordance with Sections 3803.6.13.1 through 3803.6.13.3.

3803.6.13.1 Pressure control. Machinery, piping, tanks, vessels, and stills containing or conveying Class 1 Liquids shall be designed for the pressures they will be subjected to in accordance with applicable standards. Machinery, piping, tanks, containers, processing vessels, and stills containing or conveying Class 1 Liquids that can generate pressures exceeding design limits because of exposure fires or internal reaction shall have an approved means to relieve excessive positive and negative internal pressure. Vents provided to relieve excessive positive pressure shall discharge to an approved location.

3803.6.13.2 High-liquid-level control. Stationary tanks and process vessels with Class 1 Liquids having a capacity greater than 500 gallons (1893 L) shall be equipped with a device or other means to prevent overflow into the building including, but not limited to a float valve, preset meter on the fill line, valve actuated by the weight of the tank's contents, low-head pump incapable of producing overflow, or a liquid-tight overflow pipe at least one pipe size larger than the fill pipe and discharging by gravity back to an approved location.

Exception: Liquid-level sight gauges or other manual means approved by the fire code official to determine fill level are permitted in ABPFs where the use area or storage area is small enough that the stationary tank or process vessel is effectively under constant observation during filling operations.

3803.6.13.3 Low-liquid-level control. Approved safeguards shall be provided to prevent a low-liquid level in stationary tanks, processing vessels and stills from creating a hazardous condition, including but not limited to overheating.

3803.6.14 Handling and transportation. Containers, portable tanks, and casks holding more than 5 gallons (19 L) of Class 1 Liquids being transported in a corridor or enclosed exit shall be on a cart or truck in accordance with IFC Sections 5003.10.2 and 5003.10.3.

SECTION 3804 EQUIPMENT

3804.1 General. Equipment utilized for the production, storage, dispensing, blending or handling of Class 1 Liquids shall be listed or approved and shall be in accordance with Sections 3804.1.1 through 3804.1.4.4.2.

3804.1.1 Piping systems. Piping systems for conveying Class 1 Liquids including piping, tubing, valves, pumps, and fittings shall be designed, installed, and maintained in accordance with Sections 3804.1.1.1 through 3804.1.1.7, IFC Section 5703.6, as amended, and ASME B31. The use of other standards is permitted when approved.

3804.1.1.1 Component design and construction. Piping, tubing, hoses, valves, fittings and related components conveying Class 1 Liquids shall be in accordance with the following:

1. Piping, tubing, hoses, valves, pumps, fittings and related components shall be designed and fabricated from materials of adequate strength and durability to withstand the structural and environmental conditions to which they are subjected.
2. Piping, tubing, hoses, valves, pumps, fittings and related components used in liquid transfer operations shall be approved or listed for the intended use.
3. Where provided, in-line flame arresters in piping systems shall be installed and maintained in accordance with their listing or API 2028.
4. Where Class 1 Liquids are carried in piping pressurized above 15 pounds per square inch gauge (psig; 103 kPa), an approved means of leak detection shall be provided.

Exception: Piping for overpressure relief devices.

3804.1.1.2 Piping supports. Piping systems shall be substantially supported and protected against physical damage and excessive stresses arising from seismic activity, settlement, vibration, expansion and contraction. Piping supports shall be protected against exposure to fire by:

1. Draining spilled liquid away from the piping support system at a minimum slope of not less than 2 percent;
2. Providing protection with a fire-resistance rating of not less than 2 hours; or
3. Other approved methods.

3804.1.1.3 Pipe joints. Pipe joints shall be in accordance with IFC Sections 5703.6.9 and 5703.6.10.

Exception: Where located in concealed spaces within buildings, joints in piping systems used to convey Class 1 liquids shall be welded.

3804.1.1.4 Valves. Piping systems with and without pumps shall contain a sufficient number of manual-control, auto-control, and check valves to protect the ABPF and properly control the flow of Class 1

Liquids; in normal operation, in the event of physical damage, or the condition of fire exposure, and shall be in accordance with the following:

1. Readily accessible manual valves, automatic remotely-activated fail-safe emergency shutoff valves, or excess flow control shall be installed on gravity-fed supply piping and tubing and in systems pressurized above 15 pounds per square inch gauge (psig; 103 kPa) as close to the source as practical.
2. Manual emergency shutoff valves and controls for remotely activated emergency shutoff valves shall be clearly visible and readily accessible. Information signage in accordance with IBC Section 3803.6.8 shall be provided identifying the emergency shutoff valves and controls.
3. Backflow prevention or check valves shall be provided when backflow could create a hazardous condition or cause an unauthorized discharge.

3804.1.1.5 Pumps. Solid or liquid fueled pumps are not permitted in Class 1 Liquid use areas or storage areas.

Exception: Fire pumps separated from the Class 1 Liquid use areas and storage areas by 2-hour fire-resistance rated fire barriers in accordance with IBC Section 707.

Positive-displacement pumps shall be provided with pressure relief discharging back to the vessel, pump suction or other approved location, or shall be provided with interlocks to prevent over-pressure.

3804.1.1.6 Pressurized transfer systems. Gases introduced to provide for transfer of Class 1 Liquids shall be inert. Controls, including pressure relief devices, shall be provided to limit the pressure so the maximum working pressure of vessels cannot be exceeded. Where devices operating through pressure within a tank, intermediate bulk container, or container are utilized, the tank, intermediate bulk container, or container shall be a pressure vessel approved for the intended use.

3804.1.1.7 Maintenance. Piping and appurtenances shall be maintained in a safe operating condition and in accordance with their applicable listings and standards. Damage to piping or appurtenances shall be repaired using materials having equal or greater strength and fire resistance or the equipment shall be replaced, taken out of service, repaired or disposed of in an approved manner. The repair, alteration or reconstruction, including welding, cutting and hot tapping of piping that has been placed in service, shall be in accordance with NFPA 30.

3804.1.2 Vessels. The design and construction of vessels used in ABPFs for Class 1 Liquids shall comply with the applicable Sections 3804.1.2.1 through 3804.1.2.13.4 and NFPA 30, or shall be of an approved type. Pressure vessels shall comply with the *ASME Boiler and Pressure Vessel Code*.

3804.1.2.1 Underground storage of Class 1 Liquids. Underground storage of Class I liquids in tanks shall comply with IFC Chapters 50 and 57, as amended. Vaults shall be in accordance with IFC Chapter 57, as amended. Underground storage of Class I liquids in other vessels is prohibited.

3804.1.2.2 Outdoor storage of Class 1 Liquids. Outdoor storage shall be in accordance with IFC Chapters 50 and 57, as amended.

3804.1.2.3 Tank vehicles and tank cars. Tank vehicles and tank cars shall not be used as storage or processing *vessels*.

3804.1.2.4 Design of supports. The supporting structure for stationary tanks and portable tanks with capacity greater than 660 gallon (2498 L) shall be designed in accordance with the International Building Code and NFPA 30.

3804.1.2.5 Locations subject to flooding. Where a portable tank or intermediate bulk container with capacity in excess of 660 gallons (2498 L), or a stationary tank is located in an area where it is subject to a rise in the water table, flooding or accumulation of water from fire suppression operations, uplift protection shall be provided in accordance with NFPA 30, Sections 22.14 and 23.14.

3804.1.2.6 Tank lining. Steel stationary tanks and steel portable tanks with capacity greater than 660 gallon (2498 L) are permitted to be lined only for the purpose of protecting the interior from corrosion or providing compatibility with a material to be stored. Only those liquids tested for compatibility with the lining material are permitted to be stored in lined tanks.

3804.1.2.7 Manual drainage. Manual drainage control valves shall be provided on stationary tanks and portable tanks with capacity greater than 660 gallon (2498 L). Manual drainage control valves on stationary tanks shall be located at approved locations remote from the tanks to ensure their operation in a fire condition.

3804.1.2.8 Connections. Filling and emptying connections to vessels shall be provided with liquid-tight caps, covers, plugs, or valves which shall be closed when not in use.

Connections located below normal Class 1 Liquid levels in stationary tanks with capacity of 500 gallons (1893 L) or more shall be provided with internal or external isolation valves located as close as practical to the shell of the tank.

3804.1.2.9 Materials used in tank construction. The materials used in tank construction shall be in accordance with NFPA 30.

3804.1.2.10 Separation between adjacent tanks. The separation between stationary tanks containing Class 1 Liquids shall be in accordance with NFPA 30, Table 22.4.2.1.

Exceptions:

1. Where a group of no more than 4 stationary tanks are aligned in a single row, the minimum separation distance between tanks is permitted to be reduced to 18" (457 mm) provided no single tank is over 960 gallons (3634 L) and clear access of 3 feet (914 mm) is provided around the group.
2. Where stationary tanks are in the drainage path of Class 1 Liquids, and are compacted in three or more rows or in an irregular pattern, the fire code official is authorized to require greater separation than specified in NFPA 30, Table 22.4.2.1 or other means to make tanks in the interior of the pattern accessible for emergency response including firefighting purposes.

3804.1.2.11 Maintenance. Vessels and their appurtenances shall be maintained in a safe operating condition in accordance with their listings, applicable standards, and industry practice. Damage and malfunctions shall be repaired using materials having equal or greater strength and fire resistance. Vessels leaking Class 1 Liquids shall be promptly emptied, repaired and returned to service. Stationary tanks not returned to service shall be abandoned in accordance with Section 5704.2.13, or removed in accordance with IFC Section 5704.2.14.

3804.1.2.12 Vent lines. Portable tanks with a storage capacity of 660 gallons (2498 L) or more and stationary tanks shall be provided with normal and emergency vents in accordance with Sections 3804.1.2.12.1 through 3804.1.2.12.5 to relieve positive and negative pressures such as those created from filling and draining.

Vent lines shall not be used for purposes other than venting unless approved.

3804.1.2.12.1 Installation of vent piping. Vent pipes shall be designed, sized, constructed and installed in accordance with IFC Sections 5703.6, as amended, 5704.2.7.3 and 5704.2.7.4. Vent pipes shall be installed to drain toward the tank without sags or traps in which liquid can collect. Vent pipes shall be protected from physical damage and vibration.

3804.1.2.12.2 Vent-line flame arresters and pressure-vacuum vents. Normal vents shall be equipped with vent-line flame arresters and pressure-vacuum vents in accordance with IFC Section 5704.2.7.3.2.

3804.1.2.12.3 Vent pipe outlets. To facilitate atmospheric dispersion, vent outlets shall be located so vapors are released at a safe point outside of buildings, directed upward or horizontally away from adjacent walls so vapors will not be trapped by eaves or other obstructions. Vent outlets shall not be less than 12 feet (3658 mm) above the finished ground level and shall not be less than 5 feet (1524 mm) from building openings or lot lines of properties that can be built upon.

3804.1.2.12.4 Manifolding. Subject to the approval of the fire code official, vent pipes are permitted to be manifolded only for special purposes such as vapor recovery, vapor conservation or air pollution control. Manifolded vent pipes shall be adequately sized to prevent system pressure limits from being exceeded when manifolded tanks are subject to the same fire exposure.

3804.1.2.12.5 Emergency venting. Tanks shall be equipped with additional venting that will relieve rapid overpressure due to fire. Emergency vents shall not discharge inside buildings. The venting shall be installed and maintained in accordance with NFPA 30, 22.7.

3804.1.2.13 Vessel openings other than vents. Vessel openings other than vents shall comply with Sections 3804.1.2.13.1 through 3804.1.2.13.4

3804.1.2.13.1 Filling and emptying connections. Filling and emptying connections to stationary tanks shall be properly identified in accordance with Section 3803.6.8.

3804.1.2.13.2 Fill pipes and discharge lines. For top-loaded stationary tanks and portable tanks with capacity greater than 660 gallons (2498 L), a metallic fill pipe shall be designed and installed to minimize the generation of static electricity by terminating the pipe within 6 inches (152 mm) of the bottom of the tank. It shall be installed in a manner which avoids excessive vibration.

3804.1.2.13.3 Manual gauging. Vessel openings for manual gauging, if independent of the fill pipe, shall be provided with a liquid-tight cap, cover, or plug. Covers shall be kept closed when not gauging. Such openings shall be protected against liquid overflow and possible vapor release by means of a spring-loaded check valve or other approved device.

3804.1.2.13.4 Protection against vapor release. Tank openings provided for purposes of vapor recovery shall be protected against possible vapor release by means of a spring-loaded check valve or dry-break connection, or other approved vapor-tight device. Openings designed for combined fill and vapor recovery shall be protected against vapor release.

Exceptions:

1. Where the opening is a pipe connected to a vapor processing system.
2. Where connection of the liquid delivery line to the fill pipe simultaneously connects the vapor recovery line.

3804.1.3 Stairs, platforms and walkways. Stairs, platforms and walkways installed to facilitate access to vessels, storage, pipes, and process equipment shall be noncombustible and designed and constructed in accordance with NFPA 30 and the International Building Code.

3804.1.4 Testing. Equipment, devices and systems shall be tested in accordance with Sections 3804.1.4.1 through 3804.1.4.4.2.

3804.1.4.1 Piping systems. Before being covered, enclosed or placed in use, piping shall be hydrostatically tested to 150 percent of the maximum anticipated pressure of the system, or pneumatically tested to 110 percent of the maximum anticipated pressure of the system, but not less than 5 pounds per square inch gauge (psig; 34.5 kPa) at the highest point of the system. This test shall be maintained for a sufficient time period to complete visual inspection of joints and connections. For a minimum of 10 minutes, there shall be no leakage or permanent distortion. Storage tanks shall be tested independently from the piping.

Exception: Piping tested in accordance with the applicable section of ASME B31.9.

3804.1.4.1.1 Existing piping. Existing piping shall be tested in accordance with this section when the fire code official has reasonable cause to believe a leak exists. Piping used for Class 1 Liquids shall not be tested pneumatically.

Exception: Vapor-recovery piping is permitted to be tested using an inert gas.

3804.1.4.2 Tanks. Prior to being placed into service, tanks shall be tested in accordance with NFPA 30, 21.5.

3804.1.4.3 Safety systems. Automatic sprinkler systems, automatic sprinkler system monitoring, fire alarm systems, all limit controls, and all other fire- and life-safety systems shall pass the commissioning or acceptance tests in accordance with their respective design, installation, and testing standards prior to occupancy and use of the facility. Emergency alarms and limit-control monitoring shall be tested as for fire alarm systems in accordance with NFPA 72.

3804.1.4.4 Periodic testing. Equipment and safety systems shall be periodically tested in accordance with Sections 3804.1.4.4.1 and 3804.1.4.4.2. Written records of the tests conducted or maintenance performed shall be maintained in accordance with the provisions of Section 107.

Exceptions:

1. Periodic testing shall not be required when approved written documentation is provided substantiating testing will damage the equipment, device or system and the equipment, device or system is maintained as specified by the respective manufacturer.
2. Periodic testing shall not be required when the equipment and systems are utilized routinely as part of normal operations and maintained in good operating condition.

3. Periodic testing shall not be required for equipment, devices and systems that fail in a fail-safe manner.
4. Periodic testing shall not be required for equipment, devices and systems that self-diagnose and report trouble. Records of the self-diagnosis and trouble reporting shall be made available to the fire code official.
5. Periodic testing shall not be required if system activation occurs during the required test cycle for the components activated during the test cycle.
6. Approved maintenance in accordance with IFC Section 5003.6 that is performed not less than annually or in accordance with an approved schedule shall be permitted to meet the testing requirements set forth in IFC Sections 5003.2.9.1 and 5003.2.9.2.

3804.1.4.4.1 Equipment. The following equipment shall be tested periodically:

1. Piping
2. Limit controls required by Section 3803.6.13

3804.1.4.4.1.1 Testing frequency. The equipment listed in Section 3804.1.4.4.1 shall be tested at one of the frequencies listed below:

1. Not less than annually;
2. In accordance with the approved manufacturer's requirements;
3. In accordance with approved recognized industry standards; or
4. In accordance with an approved schedule.

3804.1.4.4.2 Safety systems. Safety systems listed in Section 3804.1.4.3 shall be periodically tested in accordance with their design, installation and testing standards.

Emergency alarms and limit-control monitoring shall be tested as for fire alarm systems in accordance with NFPA 72.

3804.2 Storage and use areas. Storage and process operations shall be in accordance with the Denver Building and Fire Code and Sections 3804.2.1 through 3804.2.3.3.

3804.2.1 Storage areas. Storage of Class 1 Liquids shall be in accordance with Sections 3804.2.1.1 through 3804.2.1.4, IFC Chapter 32, as amended, and NFPA 30.

3804.2.1.1 General. Storage of vessels in closely packed piles, on pallets, in racks, or on shelves shall be in accordance with Sections 3804.2.1.1.1 through 3804.2.1.1.3.

3804.2.1.1.1 Basement storage. Storage in excess of the MAQs is prohibited in basements.

3804.2.1.1.2 Limited combustible storage. Limited quantities of class 1 through 4 commodities are permitted to be stored in the same non-separated area, room, or building as Class 1 Liquids provided the combustibles, other than those used for packaging the Class 1 Liquids, are separated from the Class 1 Liquids in storage by a minimum of 8 feet (2438 mm) horizontally either by open aisles, open racks, or racks filled with noncombustible commodities.

3804.2.1.1.3 Shelf storage. Shelving shall be of substantial construction, and shall be braced and anchored in accordance with the seismic design requirements of the International Building Code for the seismic zone in which the ABPF is located. Shelving, chocks, scuffboards, floor overlay and similar installations shall be of noncombustible construction or of wood not less than a 1-inch (25 mm) nominal thickness; treatments, coatings and construction materials shall be compatible with ethanol. Shelves shall be provided with a lip or guard when used for the storage of individual containers or casks.

Exception: Storage in flammable liquid storage cabinets specifically designed for such use.

3804.2.1.1.4 Separation and aisles. Aisles shall be provided in storage areas such that all storage vessels are located no more than 20 feet (6096 mm) horizontally from a main aisle or access aisle. Main aisles shall be a minimum of 8 feet (2438 mm) wide in high piled combustible storage areas and a minimum of 4 feet wide in non-high piled combustible storage areas. Access aisles shall be a minimum of 4 feet (1219 mm) wide in high piled combustible storage areas and a minimum of 44 inches (1118 mm) wide in non-high piled combustible storage areas. Aisles utilized for manual stocking, separation between piles, separation between adjacent rows of racks, and separation between racks and adjacent pile storage shall be main aisles or access aisles. Aisles utilized for mechanical stocking shall be main aisles. All piles including palletized storage shall border a main aisle on a minimum of one side or end. Additional aisles shall be provided for access to doors, required windows and ventilation openings, standpipe connections, fire extinguishers, mechanical equipment and switches. Such aisles shall be a minimum of 3 feet (914 mm) in width. A single aisle is permitted to serve multiple functions provided its minimum width is the largest of the widths required for the functions served.

3804.2.1.1.5 Material handling equipment. Material handling equipment shall be suitable to manipulate vessels at the highest tier level.

3804.2.1.1.6 Housekeeping. Storage shall be maintained in an orderly manner.

3804.2.1.1.7 Dunnage, scuffboards, floor overlay. Dunnage, scuffboards, floor overlay and similar installations shall be of noncombustible construction or of wood not less than a 1-inch (25 mm) nominal thickness.

3804.2.1.1.8 High piled combustible storage. Storage of vessels in closely packed piles, on pallets, in racks, or on shelves, where the top of storage is greater than 6 feet (1829 mm) in height, shall be considered high piled combustible storage. Where applicable requirements in IFC Chapter 32, as amended, are in conflict with those in Section 3804.2.1, the more restrictive shall govern.

3804.2.1.3 Pile storage. Pile storage including palletized storage shall be in accordance with Sections 3804.2.1.3.1 through 3804.2.1.3.2.2.

3804.2.1.3.1 Stabilizing and supports. Intermediate bulk containers, containers, and portable tanks shall be stored in accordance with NFPA 30. Horizontally oriented casks stored in piles shall be supported by stackable racks or cradles of substantial construction designed for that purpose. Lateral bracing shall be provided for horizontally oriented casks stored in piles where the height of the pile exceeds three times the least dimension of the base rack or cradle. Storage height of horizontally oriented casks in this configuration shall not exceed the lesser of the rack manufacturer's recommendations or industry standards.

Exception: Where an approved engineering analysis is submitted demonstrating taller storage configurations are stable against overturning in accordance with the seismic design requirements of the International Building Code for the seismic zone in which the ABPF is located.

3804.2.1.3.2 Palletized storage. Palletized storage shall be in accordance with Sections 3804.2.1.3.2.1 and 3804.2.1.3.2.2.

3804.2.1.3.2.1 Stabilizing and supports. Casks stacked vertically for storage shall be separated by pallets or other dunnage that spreads the weight of the casks on the tier above over the casks on the tier below. A lower tier shall not have less than four casks and shall not have an empty cask when a tier above has a cask that is not empty. No more than two tiers of casks are permitted to be stacked vertically in this configuration.

Exceptions:

1. Where the collapse strength of the casks on the lowest tier is not exceeded, palletized storage of vertically oriented casks are permitted to be stacked to a height of four tiers where the casks are bound together in a square pattern groups of no less than four, by a steel band or other approved binding.
2. Where the collapse strength of the casks on the lowest tier is not exceeded, palletized storage of vertically oriented casks are permitted to be stacked to a height of six tiers where the casks are bound together in a square pattern in groups of no less than nine, by a steel band or other approved binding.
3. Where the collapse strength of the casks on the lowest tier is not exceeded, an engineered overturning analysis shall be provided demonstrating stability in accordance with the seismic design requirements of the International Building Code for the seismic zone in which the ABPF is located for storage configurations other than permitted in Exceptions 1 and 2.

3804.2.1.3.2.2 Idle combustible pallets. Storage of idle wood pallets shall be limited to a maximum pile size of 2,500 square feet (232 m²) and to a maximum storage height of 6 feet (1829 mm). Storage of idle plastic pallets shall be in accordance with IFC Section 3206.4.1.1 and as limited by the capacity of the automatic sprinkler system in accordance with NFPA 13. Pallet storage shall be separated from liquid storage by aisles that are a minimum of 8 feet (2438 mm) wide.

3804.2.1.4 Portable tank, intermediate bulk container, and container storage. Portable tanks and intermediate bulk containers stored over one tier in height shall be designed to nest securely without dunnage. Stacked containers shall be separated by pallets or dunnage to provide stability and to prevent excessive stress to container walls. The storage height and configuration shall be in accordance with NFPA 30.

3804.2.2 Grain storage. Grain storage shall be in accordance with Section 3803.2.1.1.

3804.2.3 Use areas. Use areas for Class 1 Liquids in amounts exceeding the MAQ shall be in accordance with Sections 3804.2.3.1 through 3804.2.3.3.

3804.2.3.1 General. Systems shall be suitable for the use intended and shall be designed by persons competent in such design. Controls shall be designed to prevent materials from entering or leaving the process or reaction system at other than the intended time, rate or path. Where failure of an automatic

control could result in a dangerous condition or reaction, the automatic control shall be fail-safe. Use areas with Class 1 Liquids in excess of the MAQs are prohibited in basements.

3804.2.3.2 Non-listed appliances. Stills where internal operating vapor pressures normally exceed 2.5 psig (103.4 kPa) or could potentially exceed 2.5 psig (103.4 kPa) due to failures in operating methods such as clogged head packing or other materials held on column plates shall be provided with a listed pressure relief valve piped to discharge to the exterior in an approved location.

Exception: Stills listed for operation above 2.5 psig (103.4 kPa) and, where approved, stills constructed in accordance with the *ASME Boiler and Pressure Vessel Code*.

3804.2.3.3 Class 1 Liquid transfer. Class 1 liquids shall be transferred by one of the following methods:

1. From safety cans in accordance with NFPA 30.
2. Through an approved closed piping system.
3. From vessels by an approved pump taking suction through an opening in the top of the vessel.
4. By gravity from a tank, intermediate bulk container, or container through an approved self-closing or automatic-closing valve.
5. Approved engineered liquid transfer systems.

Exception: Liquids transferred into and from containers not exceeding a 5.3-gallon (20 L) capacity

CHAPTER 39 MARIJUANA OPERATIONS is added as follows:

CHAPTER 39 MARIJUANA OPERATIONS

SECTION 3901

GENERAL

3901.1 Scope. This section shall apply to all occupancies engaging in marijuana (i.e. cannabis and extract derivatives) sales locations, growing, processing, extraction, and/or testing. These occupancies shall comply with this chapter and other applicable provisions of this Code.

3901.2 Permits. Permits shall be required as set forth in Section 105 and in accordance with Denver Fire Department policy.

3901.3 Existing Operations. Buildings containing existing growing or extraction operations shall comply with this code by **October 1, 2016**.

SECTION 3902

DEFINITIONS

3902.1 Definitions. The following terms are defined in Chapter 2.

CHEMICAL FUME HOOD

EXTRACTION

POST OIL PROCESSING

SECTION 3903

EXTRACTION OPERATIONS

3903.1 Construction Requirements.

3903.1.1 Location. Extraction processes shall be performed in a room dedicated to the extraction process.

3903.1.2 Egress. Exit doors from extraction rooms utilizing hazardous materials shall swing in the direction of egress and be self-closing. Panic hardware shall be provided on doors in liquefied petroleum gas (LPG) extraction rooms. Where latching door hardware is provided on extraction rooms utilizing hazardous materials, panic hardware shall be provided.

3903.1.3 Extraction Rooms. Extraction room shall be fully enclosed. The floor, ceiling, and walls of extraction rooms shall be constructed in accordance with the *Denver Building Code* and be continuous, non-combustible, and smooth. Rooms designed in accordance with Section 3903.4.1.1 shall be constructed to permit the free passage of exhaust air from all parts of the room.

Exceptions:

1. Enclosed booths constructed in accordance with IFC Sections 2404.3.2.1 through 2404.3.2.3.

2. CO₂ extraction rooms and extraction rooms containing processes not utilizing hazardous materials.

3903.1.4 Openings and penetrations. Openings and penetrations into extraction rooms utilizing hazardous materials shall only be provided for egress, mechanical, electrical, or plumbing systems serving the extraction room. Penetrations into LPG extraction rooms shall be sealed vapor tight. Non-operable glazing is permitted where glazing does not interfere with required exhaust systems.

3903.1.5 Extraction room illumination. Luminaires inside the extraction room shall comply with Section 3903.2.2. Luminaires attached to the walls or ceilings of an extraction room or booth, but outside of any classified area and separated from the flammable vapor areas by vapor-tight glass panels, shall be suitable for use in ordinary hazard locations. Such luminaires shall be serviced from outside the flammable vapor areas.

3903.1.6 Fire protection. Extraction rooms, booths, or hoods, including ductwork where required for hazardous exhaust systems, shall be protected by an approved automatic fire extinguishing system complying with Chapter 9 where any of the following exist:

- 1) Extraction processes utilizing LPG or off gassing LPG from spent plant material or oil
- 2) Vapors are released exceeding 25% of the lower flammable limit from flammable liquid extraction processes or flammable liquid post oil processing.

3903.2 Sources of ignition. Extraction or post oil processing operations which use flammable liquids or liquefied petroleum gas (LPG) shall comply with Sections 3903.2.1 through 3903.2.3

3903.2.1 Open flame and sparks. Smoking, open flames, direct fired heating devices, etc. shall be prohibited in areas where flammable vapors exist.

3903.2.2 Electrical equipment. Electrical equipment installed in rooms designed in accordance with Section 3903.4.1.1, hoods, or booths containing LPG extraction processes shall be in accordance with NFPA 70 (NEC) as a Class I Division I location. Areas adjacent to classified locations shall be in accordance with NFPA 70 (NEC). Electrical equipment installed in areas of flammable liquid extractions or post oil processing shall be in accordance with IFC Chapter 50, as amended, and NFPA 70 (NEC).

Exception: Subject to approval of the fire code official, rooms or booths containing LPG extraction equipment that is not normally opened within the room or booth for oil or plant material retrieval, and frequent leakage in the closed system does not occur, may be considered a Class I Division II location.

3903.2.3 Grounding and Bonding. Precautions shall be taken within LPG extraction rooms to minimize the possibility of ignition by static electrical sparks through static bonding and grounding of extraction equipment, ducts, and piping etc. installed in accordance with NFPA 70 (NEC).

3903.3 Equipment. Extraction process equipment utilizing hazardous materials shall be listed or approved.

3903.4 Exhaust required. Extraction and post oil processing, utilizing LPG or flammable liquids shall be provided with an exhaust system in accordance with Section 3903.4.1 or 3903.4.2. The exhaust system shall be in operation at all times when extractions or post oil processing is being performed and until LPG is off gassed from oil and/or plant material removed from LPG extraction equipment. Fans shall be of the type approved for use when flammable or explosive vapors are present in accordance with the *International Mechanical Code*, Section 503. Capture and containment air velocity shall be provided across booths, hoods, or exhausted enclosures to capture and convey emissions to the exhaust system and shall be no less than 75 fpm.

3903.4.1 Exhaust for LPG extraction processes. A hazardous exhaust system engineered in accordance with the *Denver Building and Fire Code* shall be provided for LPG extraction processes including LPG degassing from processed plant material or oil removed from extraction equipment.

3903.4.1.1 Exhausted enclosure. Where the extraction room is used as the exhausted enclosure, the exhaust system shall be designed to provide capture and containment air velocity across all areas of the enclosure.

3903.4.1.2 Electrical Interlocks. The exhaust system shall be interlocked with the room power, such that when the exhaust system is not operating, power and lighting will be disabled.

3903.4.2 Exhaust for Flammable Liquid Extraction processes. A hazardous exhaust system in accordance with the *Denver Building and Fire Code* shall be provided for flammable liquid extraction processes.

Exceptions:

1. Distillation process with less than 5 gallons of flammable liquid performed under a chemical fume hood installed in accordance with the *Denver Building and Fire Code* unless a hazardous exhaust system is required by the *Denver Building and Fire Code*.
2. Solvent distillation units in compliance with IFC Section 5705.4
3. Extractions performed in accordance with Denver Ordinance No. 629-14, § 1, 11-10-14

3903.5 Gas Detection. A continuous gas detection system shall be provided within rooms, booths or hoods, containing CO₂ or LPG extraction processes. Actuation of the gas detection system shall initiate a local alarm within the room. CO₂ gas detection systems shall alarm at 5000ppm. LPG gas detection systems shall alarm at no greater than 20% of the LFL. Portable LPG gas detection shall be utilized by the extraction system operator to verify local hydrocarbon levels, including system leaks.

3903.6 CO₂ Extraction Equipment Process discharge. CO₂ discharges shall be piped to the exterior.

3903.7 Refrigeration and Cooling Equipment. Refrigerators, freezers, and other cooling equipment used to store or process flammable liquids shall be in accordance with NFPA 45 and applicable provisions of the *Denver Building and Fire Code*.

SECTION 3904

MARIJUANA GROWING OPERATIONS

3904.1 CO₂ Enrichment Systems. CO₂ enrichment systems shall comply with Sections 5310 or 5311.

CHAPTER 50

HAZARDOUS MATERIALS—GENERAL PROVISIONS

SECTION 5001

GENERAL

Section 5001.1 Scope is amended by replacing Exception 10 and adding Exceptions 12 and 13 as follows:

10. The manufacture, storage, dispensing, and use of alcoholic beverages with 16% or less alcohol by volume and the remainder of the beverage not being flammable shall not be limited.
11. To remain.
12. The manufacture, storage, dispensing, and use of alcoholic beverages not meeting the criteria of Exception 10, shall be in accordance with IFCA Chapter 38.
13. Battery powered industrial trucks regulated by Section 309.

Section 5001.3 Performance-based design alternative is replaced as follows:

5001.3 Performance-based design alternative. When approved by the fire code official, buildings and facilities where hazardous materials are stored, used or handled shall be permitted to comply with this section as an alternative to compliance with the other requirements set forth in this Section and IFC Chapters 51 through 67, as amended. Written approval shall be obtained from the fire and building code officials prior to submitting a performance-based design.

Section 5001.5.2.1 Preparation is added as follows:

5001.5.2.1 Preparation. The fire code official is authorized to require HMIS submittals to be prepared by a qualified individual or firm acceptable to the fire code official in accordance with Section 104.

Section 5001.7 Laboratories using chemicals is added as follows:

5001.7 Laboratories using chemicals. Laboratory buildings, laboratory units, and laboratory work areas in which chemicals are handled or stored shall be in accordance with NFPA 45 and this code.

SECTION 5002

DEFINITIONS

Section 5002.1 Definitions is amended as follows:

5002.1 Definitions. The following terms are defined in Chapter 2:

BIOHAZARD

CARCINOGEN

OTHER HEALTH HAZARD MATERIAL

RADIOACTIVE MATERIAL

RELEASE/UNAUTHORIZED DISCHARGE

SENSITIZER

**SECTION 5003
GENERAL REQUIREMENTS**

Section 5003.4 Material Safety Data Sheets is replaced as follows:

5003.4 Material Safety Data Sheets. Material Safety Data Sheets (MSDS) shall be readily available on the premises (hard copy shall always be required) for hazardous materials regulated by this chapter. Material Safety Data Sheets shall be located at the main entrance or a location approved by the Fire Department. When a hazardous substance is developed in a laboratory, available information shall be documented and maintained at a Fire Department approved location. The Denver Fire Department serves as the reporting agency for the City and County of Denver, the authority having jurisdiction (AHJ).

**SECTION 5004
STORAGE**

Section 5004.9 Emergency alarm is replaced as follows:

5004.9 Emergency alarm. An approved manual emergency alarm system shall be provided in buildings, rooms and areas used for the storage of hazardous materials in accordance with this section and Section 908.8. Signage required by Section 908.8 shall state “**DO NOT ENTER WHEN LIGHT IS FLASHING – HAZMAT EMERGENCY ALARM ACTIVATED.**”

Section 5004.10 Supervision is replaced as follows:

5004.10 Supervision and monitoring. Emergency alarm, detection and automatic fire-extinguishing systems required by IFC Section 5004, as amended shall be electrically supervised. System shall be monitored by an approved Class I central station service.

Section 5004.12 Noncombustible floor is replaced as follows:

5004.12 Noncombustible floor. Except for surfacing, floors, walkways, ramps, structures for walkways and ramps of storage areas shall be of noncombustible construction.

**SECTION 5005
USE, DISPENSING AND HANDLING**

Section 5005.1.2 Noncombustible floor is replaced as follows:

5005.1.2 Noncombustible floor. Except for surfacing, floors, walkways, ramps, structures for walkways and ramps of areas where liquid or solid hazardous materials are dispensed or used in open systems shall be of noncombustible, liquid-tight construction.

Section 5005.2.1.1 Ventilation is replaced as follows:

5005.2.1.1 Ventilation. Where gases, liquids or solids having a hazard ranking of 3 or 4 in accordance with NFPA 704 are dispensed or used, mechanical exhaust ventilation shall be provided to capture fumes, mists or vapors at the point of generation. A reference for determining exhaust capture requirements can be found in the “*Industrial Ventilation, A Manual of Recommended Practice*”, 29th edition, published by the American Conference of Governmental Industrial Hygienists (ACGIH).

Exception: Gases, liquids or solids which can be demonstrated not to create harmful fumes, mists or vapors under the conditions in which they are handled.

CHAPTER 53 COMPRESSED GASES

Section 5307 Carbon Dioxide (CO₂) Systems Used in Beverage Dispensing Applications is replaced as follows:

SECTION 5307

CARBON DIOXIDE (CO₂) SYSTEMS USED IN BEVERAGE DISPENSING APPLICATIONS

5307.1 General. Carbon dioxide (CO₂) systems with more than 100 pounds (45.4 kg) of carbon dioxide or any system using any amount of carbon dioxide (CO₂) below grade used in beverage dispensing applications shall comply with Sections 5307.2 through 5307.8.

5307.2 Permits. Permits shall be required as set forth in Section 105 and in accordance with Denver Fire Department policy.

5307.3 Equipment. The storage, use, and handling of carbon dioxide shall be in accordance with IFC Chapter 53, as amended, and the applicable requirements of NFPA 55, Chapter 13. All equipment utilized in compressed gas systems shall be compatible with the intended gas and use.

5307.3.1 Containers, cylinders and tanks. Gas storage containers, cylinders and tanks shall be designed, fabricated, tested, labeled and installed in accordance with manufactures' specifications and shall be maintained in accordance with the regulations of DOTn 49 CFR, Parts 100-185 or the *ASME Boiler and Pressure Vessel Code*, Section VIII.

5307.3.1.1 Location. Location of gas storage containers, cylinders and tanks, inside or outside the building, shall be at an approved location.

5307.3.1.2 Security. Gas storage containers, cylinders and tanks shall be secured in an approved manner to prevent overturning. Containers, cylinders and tanks located outside shall be secured and safeguarded against tampering and protected from physical damage if exposed to vehicle traffic.

5307.3.1.3 Design and construction. Bulk tank installations over 2,000 pounds will require an engineered foundation and construction permit in accordance with the *Denver Building Code*.

5307.3.2 Piping systems. Piping, tubing, fittings, valves and pressure regulating devices shall be designed and installed in accordance with approved standards and manufacturers' recommendations.

5307.3.2.1 Piping, tubing and hoses. Piping, tubing and hose materials shall be compatible with carbon dioxide and rated for the temperatures and pressures encountered in the system. All hoses and tubing used in carbon dioxide service shall be designed for a bursting pressure of at least four times their design pressure. PVC/ABS and other types of rigid plastic piping are not approved materials. Acceptable piping for carbon dioxide shall be the following:

1. Stainless steel A269 grade, which is either seamless or welded drawn over mandrel
2. Copper K grade, hard drawn seamless
3. Copper ACR grade (1/2 inch outside diameter or less) annealed seamless

4. Plastic/polymer materials rated for use with carbon dioxide and compliant with *Code of Federal Regulations Title 21 FDA Part 177 Indirect Food Additives Polymers*.
5. Additional approved piping, tubing and hoses found in the Compressed Gas Association (CGA) standards for carbon dioxide

5307.3.2.1.1 Support. Gas piping shall not be attached or supported by any electrical light supports or wiring.

5307.3.2.1.2 Identification. Markings for carbon dioxide (CO₂) piping systems shall consist of the content's name (carbon dioxide or CO₂) and direction-of-flow arrow. Markings shall be provided at each valve; at wall, floor or ceiling penetrations; at each change of direction; and at not less than every 20 feet or fraction thereof throughout the piping run.

5307.3.2.2 Fittings, joints and connections. Fittings, joints and connections shall be subject to the approval of the fire and building departments.

5307.3.2.2.1 Fittings and joints between gas supply containers and automatic shutoff valve. Joints and fittings on the supply piping or tubing between the CO₂ supply source and the automatic system shutoff valve shall be threaded, compression or welded.

5307.3.2.2.2 Unused connections. Unused piping or tubing connected to the supply system shall be capped or plugged. A closed valve will not be allowed in lieu of a cap or plug.

5307.3.2.2.3 Concealed connections. All fittings and joints shall be exposed and located adjacent to the supply source or points of use and shall be protected by a detector.

5307.3.2.3 Valves. Piping systems shall be provided with valves in accordance with Sections 5307.3.2.3.1 through 5307.3.2.3.5.

5307.3.2.3.1 Pressure relief valves. Pressure relief valves shall be provided and piped to the outdoors.

5307.3.2.3.2 System shutoff valve. An automatic system shutoff valve shall be provided as near to the supply pressure regulator as possible and shall be designed to fail to a closed condition closing on loss of electrical power to the valve and gas detection. Automatic shutoff valves shall be designed and located so that all phases (i.e., gas, liquid and solid) of a carbon dioxide (CO₂) will not interfere with the operation of the device.

5307.3.2.3.3 Appliance shutoff valves. Each appliance shall be provided with a shutoff valve within 3 feet of the appliance. All shutoff valves shall be capable of being locked or tagged in the closed position for servicing.

5307.3.2.3.4 Check valves. One-way flow check valves shall be installed at the most downstream end of copper runs that are used for beverage consumption.

5307.3.2.3.5 Accessibility and identification. Valves and controls shall be readily accessible at all times. Normal and emergency system shut-off valves shall be clearly identified. All valves shall be designed or marked to indicate clearly whether it is open or closed.

5307.3.3 Venting. Venting of gases shall be directed to an approved location outside the building. Insulated liquid carbon dioxide systems shall have pressure relief devices vented in accordance with NFPA 55.

5307.4 Protection from damage. Carbon dioxide systems shall be installed so the storage tanks, cylinders, piping and fittings are protected from damage by occupants or equipment during normal facility operations.

5307.5 Required protection. Where carbon dioxide storage tanks, cylinders, piping and equipment are located indoors, rooms or areas containing carbon dioxide storage tanks, cylinders, piping and fittings and other areas where a leak of a carbon dioxide system can collect shall be provided with either ventilation in accordance with Section 5307.5.1 or an emergency alarm system in accordance with Section 5307.5.2.

5307.5.1 Ventilation. Mechanical ventilation shall be in accordance with the *International Mechanical Code* and shall comply with all of the following:

1. Mechanical ventilation in the room or area shall be at a rate of not less than 1 cubic foot per minute per square foot [$0.00508 \text{ m}^3/(\text{s} \cdot \text{m}^2)$].
2. Exhaust shall be taken from a point within 12 inches (305 mm) of the floor.
3. The ventilation system shall be designed to operate at a negative pressure in relation to the surrounding area.
4. Ventilation shall run continuously or be activated by a sensor or detector to maintain an atmosphere of less than 5,000 ppm.
5. A mechanical permit is required in accordance with the Denver Building Code.

5307.5.2 Emergency alarm system. An emergency alarm system shall comply with all of the following:

1. Continuous gas detection shall be provided to monitor areas where carbon dioxide (CO_2) can accumulate. Detection equipment shall be provided to indicate carbon dioxide (CO_2) levels at each point of use and in each storage area/room.
2. Detectors shall be:
 - a. listed or approved devices
 - b. permanently mounted
 - c. installed at a height of between 12 - 24 inches above the floor or as approved by the fire code official
 - d. directly connected to building electrical and fire alarm systems and protected from accidental disconnection or damage
 - e. auto calibrating and self “zeroing” devices are not permitted unless they can be zeroed and spanned
 - f. located within manufacturers specified detection range for each point of use and storage location
3. Alarm set points shall be set at:
 - a. 5,000 PPM (TWA) Time Weighted Average – Self re-setting (non-latching) alarm

- Notification for employees only in approved locations with instructional signage
- b. 15,000 PPM – Latching Alarm
- Notification for employees only in approved locations
 - Requires a service company or approved trained employees to investigate, repair and reset
- c. 30,000 PPM – Latching Alarm
- Initiate amber strobes and audible horns provided in the vicinity of each interior storage container, cylinder or tank and at each point of use. Additional amber strobes and audible horns shall be placed at the entrances to below grade locations, confined spaces, and at walk-in coolers. The notification devices shall be rated a minimum of 80cd for a visible effect and 75 dBA for an audible effect and shall be mounted in accordance with NFPA 72 requirements.
 - Activation of automatic system shutoff valve
 - Evacuate room/area and call 911
 - Alarm Signal*

*In buildings with a monitored sprinkler or fire alarm/detection system, the carbon dioxide (CO₂) emergency alarm system shall be connected to the building fire alarm control panel. A fire alarm permit is required in accordance with the *Denver Building Code*.

4. Signage shall be required adjacent to each horn/strobe as follows:

Outside the storage or point of use area/room: “DO NOT ENTER WHEN LIGHT IS FLASHING - CARBON DIOXIDE LEAK DETECTED – CALL 911”

Inside the storage or point of use area/room: “FLASHING LIGHT MEANS CARBON DIOXIDE LEAK DETECTED – EVACUATE IMMEDIATELY AND CALL 911”

The sign shall have a minimum 1-inch block lettering with a minimum ¼-inch stroke. The sign shall be on a contrasting surface of black on yellow and shall be of durable construction.

Additional warning signs shall be posted at the entrances to a room or confined area where the container is located. The warning sign shall be at least 8 inches (200 mm) wide and 6 inches (150 mm) high and state the following:

CAUTION – CARBON DIOXIDE GAS
Ventilate the area before entering. A high carbon dioxide (CO₂) gas concentration in this area can cause suffocation.

NFPA 704 placards for Simple Asphyxiants shall also be provided at the main entrance to storage rooms, areas or confined spaces.

5307.6 Transfilling. Filling and transfilling of gases between storage containers, cylinders and tanks and delivery vehicles shall be performed by qualified personnel using equipment and operating procedures in accordance with CGA P-1. Interior storage containers, cylinders and tanks shall be filled via remote fill ports on the exterior of the building at grade level. Exterior remote fill ports shall be fitted with a vent line to the outside. Delivery personnel shall have access to interior storage areas to inspect valves and piping prior to initiating filling operations.

5307.7 Inspection and testing. All piping installations shall be visually inspected, calibrated, and pressure tested to determine that the materials, design, fabrication and installation practices comply with the requirements of this code.

5307.7.1 Records. A written record of all required inspections, testing, calibration, and maintenance shall be maintained in a log book on the premises containing the three (3) most current years of records and be available for review by fire inspection personnel.

5307.7.2 Required inspections and testing. All piping installations shall be tested and inspected in accordance with Sections 5307.7.2.1 through 5307.7.2.5.

5307.7.2.1 Acceptance testing. Appliances and equipment shall not be placed in operation until after the piping system has been checked for leakage and detectors, notification devices and automatic shutoff valves have been tested by a qualified service company. All piping installations shall be visually inspected and pressure tested prior to initial operation. The test pressure downstream of the pressure regulator shall be not less than 110% of the operating pressure. Joints shall be checked with a bubble-forming solution. Acceptance testing is required to be witnessed by Fire and/or Building Code Officials. Provide an inspection report to the fire and/or building officials for the piping and joint visual inspection and pressure test.

5307.7.2.2 Daily inspections. All detectors and alarms shall be visibly inspected daily. These inspections are permitted to be conducted by trained employees.

5307.7.2.3 Monthly inspections. All storage vessels, piping, and appurtenances shall be visibly inspected monthly. These inspections are permitted to be conducted by trained employees.

5307.7.2.4 Semi-annual inspections. Systems shall be visually inspected, gas detectors calibrated in accordance with manufacturer specification, alarms tested, and tested for leaks semi-annually by a qualified service company.

5307.7.2.5 Alterations and repair. In the event alterations, repairs or additions are made, the affected piping shall be retested in accordance with Section 5307.7.2.1.

5307.7.3 Reserved.

5307.7.4 Calibration. Detectors shall be checked for accuracy, calibrated to a reference gas concentration, and span reset.

5307.7.5 Pressure testing. Pipe joints shall be exposed for examination during the test.

5307.7.5.1 Test medium. The test medium shall be air, nitrogen, carbon dioxide, or an inert gas.

5307.7.5.2 Section testing. Piping systems shall be permitted to be tested as a complete unit or in sections. A valve shall not be subjected to the test pressure unless it can be determined that the valve, including the valve-closing mechanism, is designed to safely withstand the test pressure.

5307.7.5.3 Regulators and valve assemblies. Regulator and valve assemblies fabricated independently of the piping systems in which they are to be installed shall be permitted to be tested with inert gas or air at the time of fabrication. Test records shall be maintained in accordance with Section 5307.7.1.

5307.7.5.4 Test preparation. All joints and fittings shall be exposed for examination during and after the test.

5307.7.5.4.1 Pipe clearing. Prior to testing, the interior of the pipe shall be cleared of all foreign material.

5307.7.5.4.2 Appliance and equipment isolation. Appliances and equipment that are not to be included in the test shall be isolated from the piping by closing the appliance shutoff valve.

5307.7.5.4.3 Test pressure measurement. Test pressure shall be measured with a pressure-measuring device designed and calibrated to read, record or indicate a pressure loss caused by leakage during the pressure test period. The source of pressure shall be isolated before the pressure tests are made. Mechanical gauges used to measure test pressures shall have a range such that the highest end of the scale is not greater than five times the test pressure.

5307.7.5.4.4 Test pressure. The test pressures shall be as specified in Section 5307.7.2.1. Where the test pressure exceeds 125 psig (862 kPa gauge), the test pressure shall not exceed a value that produces a hoop stress in the piping greater than 50 percent of the specified minimum yield strength of the pipe or tubing. Pressures shall be adjusted smoothly and slowly to avoid pressure spikes.

5307.7.5.5 Test duration. The test duration shall be not less than 10 minutes.

5307.7.5.6 Visual inspection and cleaning. After testing is complete and the pressure is reduced to at or below operating pressure, all joints shall be cleaned of bubble-forming solution and visually inspected

5307.7.5.7 Detection of leaks and defects. The piping system shall withstand the test pressure specified without showing any evidence of leakage or other defects. Any reduction of test pressures as indicated by pressure gauges shall be deemed to indicate the presence of a leak.

5307.7.5.8 Corrections. Where leakage or other defects are located, the affected portion of the piping system shall be repaired or replaced and retested.

5307.8 Training. All employees shall receive annual training in hazard identification, physical properties, inspection, and emergency procedures. Training records shall be maintained on site and be available to fire inspectors upon request.

Section 5309 Inert Gas Systems Used in Commercial, Manufacturing or Industrial Applications is added as follows:

SECTION 5309

INERT GAS SYSTEMS USED IN COMMERCIAL, MANUFACTURING OR INDUSTRIAL APPLICATIONS

5309.1 General. Inert gas systems with more than 100 pounds (45.4 kg) of an inert gas or any system using any amount of an inert gas below grade used in a commercial, manufacturing or industrial application, such as water treatment with pH balancing, food processing or laboratories shall comply with Sections 5309.1 through 5309.8. Inert gases include but are not limited to argon, helium, nitrogen and carbon dioxide. Provisions of Section 5307 are applicable where CO₂ is used.

Exceptions:

1. Medical gas systems
2. Gaseous Fire suppression systems
3. Carbon dioxide gas enrichment systems in accordance with Section 5310

5309.2 Permits. Permits shall be required in accordance with Sections 105 and in accordance with Denver Fire Department policy.

5309.3 Equipment. The storage, use, and handling of inert gases shall be in accordance with IFC Chapters 53 and 55, as amended, and the applicable requirements of NFPA 55. All equipment utilized in compressed gas systems shall be compatible with the intended gas and use.

5309.3.1 Containers, cylinders and tanks. Gas storage containers, cylinders and tanks shall be designed, fabricated, tested and labeled with manufactures' specifications and shall be maintained in accordance with the regulations of DOTn 49 CFR, Parts 100-185 or the ASME *Boiler and Pressure Vessel Code*, Section VIII.

5309.3.1.1 Location. Location of gas storage containers, cylinders and tanks, inside or outside the building, shall be at an approved location.

5309.3.1.2 Security. Gas storage containers, cylinders and tanks shall be secured in an approved manner to prevent overturning. Containers, cylinders and tanks located outside shall be secured and safeguarded against tampering and protected from physical damage if exposed to vehicle traffic.

5309.3.1.3 Design and construction. Bulk tank installations over 2,000 pounds will require an engineered foundation and construction permit in accordance with the *Denver Building Code*.

5309.3.2 Piping systems. Piping, tubing, fittings, valves and pressure regulating devices shall be designed and installed in accordance with approved standards and manufacturers' recommendations. PVC/ABS and other types of rigid plastic piping are not approved materials. Piping systems shall be marked in accordance with Chapter 53. Valves and controls shall be readily accessible at all times. Normal and emergency shut-off valves shall be clearly identified. Pressure relief valves shall be provided and piped to the outdoors. Each appliance or piece of equipment shall be provided with a shutoff valve within 3 feet of the appliance or piece of equipment. Automatic system shutoff valves shall be provided as near to the supply pressure regulator or container as possible and designed to fail to a closed condition closing on loss of electrical power to the valve and gas detection. All valves shall be designed or marked to indicate clearly whether it is open or closed. All fittings and joints shall be exposed and located adjacent to the supply source or points of use and shall be protected by a detector.

5309.3.3 Venting. Venting of gases shall be directed to an approved location outside the building. Insulated liquid gas systems shall have pressure relief devices vented in accordance with NFPA 55.

5309.4 Protection from damage. Inert gas systems shall be installed so the storage tanks, cylinders, piping and fittings are protected from damage by occupants or equipment during normal facility operations.

5309.5 Required protection. Where inert gas storage tanks, cylinders, piping and equipment are located indoors, rooms or areas containing inert gas storage tanks, cylinders, piping and fittings and other areas where a leak of an inert gas system can collect shall be provided with either ventilation in accordance with Section 5309.5.1 or an emergency alarm system in accordance with Section 5309.5.2.

5309.5.1 Ventilation. Mechanical ventilation shall be in accordance with the *International Mechanical Code* and shall comply with all of the following:

1. Mechanical ventilation in the room or area shall be at a rate of not less than 1 cubic foot per minute per square foot [$0.00508 \text{ m}^3/(\text{s} \cdot \text{m}^2)$].
2. Exhaust ventilation shall be designed to consider the density of the potential vapors released. For vapors that are heavier than air, exhaust shall be taken from a point within 12 inches (305 mm) of the floor. For vapors that are lighter than air, exhaust shall be taken from a point within 12 inches (305 mm) of the highest point of the room.
3. The ventilation system shall be designed to operate at a negative pressure in relation to the surrounding area.
4. Ventilation shall run continuously or be activated by a sensor or detector to maintain an atmosphere of not less than 19.5% oxygen in the room.
5. A mechanical permit is required in accordance with the *Denver Building Code*.

5309.5.2 Emergency alarm system. An emergency alarm system shall comply with all of the following:

1. Continuous gas detection shall be provided to monitor areas where a leak of an inert gas system can collect and create an oxygen deficient atmosphere. Detection equipment shall be provided at each point of use and in each storage area/room.
2. Detectors shall be:
 - a. listed or approved devices
 - b. permanently mounted
 - c. installed at a height consistent with the vapor density of the gas
 - d. directly connected to the building electrical supply and fire alarm system and protected from accidental disconnection or damage
 - e. auto calibrating and self “zeroing” devices are not permitted unless they can be zeroed and spanned
 - f. located within manufactures’ specified detection range for each point of use and storage location
3. Activation of the emergency alarm system shall initiate amber strobes and audible horns provided in the vicinity of each interior storage container, cylinder or tank and at each point of use in accordance with alarm set points. Additional amber strobes and audible horns shall also be placed at the entrances to below grade locations and confined spaces. The notification devices shall be rated a minimum of 80cd

for a visible effect and 75 dBA for an audible effect and shall be mounted in accordance with NFPA 72 requirements.

4. Alarm set points shall be set at:
 - a. Oxygen levels below 19.5% – Self re-setting (non-latching) alarm
 - Visual notification only in approved locations
 - b. Oxygen levels below 17% – Latching Alarm
 - Visual and audible notification in approved locations
 - Activation of automatic system shutoff valve
 - Evacuate room/area and call 911
 - Alarm signal*

*In buildings with a monitored sprinkler or fire alarm/detection system, the inert gas emergency alarm system shall be connected to the building fire alarm control panel. A fire alarm permit is required in accordance with the *Denver Building Code*.

5. Signage shall be required adjacent to each horn/strobe as follows.

Outside the Storage Area/Room: **“DO NOT ENTER WHEN LIGHT IS FLASHING – OXYGEN DEFICIENT ATMOSPHERE DETECTED – CALL 911”**

Inside the Storage Area/Room or at point of use: **“FLASHING LIGHT MEANS OXYGEN DEFICIENT ATMOSPHERE DETECTED – EVACUATE IMMEDIATELY AND CALL 911”**

The sign shall have a minimum 1-inch block lettering with a minimum ¼-inch stroke. The sign shall be on a contrasting surface of black on yellow and shall be of durable construction.

On the door of the Storage Room: Signage shall be provided on each storage area entry door stating:



NFPA 704 placards for simple asphyxiants shall also be provided at the main entrance to storage rooms/areas.

5309.6 Transfilling. Filling and transfilling of gases between storage containers, cylinders and tanks and delivery vehicles shall be performed by qualified personnel using equipment and operating procedures in accordance with

CGA P-1. Interior storage containers, cylinders and tanks shall be filled via remote fill ports on the exterior of the building at grade level. Exterior remote fill ports shall be fitted with a vent line to the outside. Delivery personnel shall have access to interior storage areas to inspect valves and piping prior to initiating filling operations.

5309.7 Inspection and testing. All piping installations shall be visually inspected, calibrated, and pressure tested to determine that the materials, design, fabrication and installation practices comply with the requirements of this code.

5309.7.1 Records. A written record of all required inspections, testing, calibration, and maintenance shall be maintained in a log book on the premises containing the three most current years of records and be available for review by fire inspection personnel.

5309.7.2 Required inspections and testing. All piping installations shall be tested and inspected in accordance with Sections 5309.7.2.1 through 5309.7.2.5.

5309.7.2.1 Acceptance testing. Appliances and equipment shall not be placed in operation until after the piping system has been checked for leakage and detectors, notification devices and automatic shutoff valves have been tested by a qualified service company. All piping installations shall be visually inspected and pressure tested prior to initial operation. The test pressure downstream of the pressure regulator shall be not less than 1½ times the proposed operating pressure. Joints shall be checked with a bubble-forming solution. Acceptance testing is required to be witnessed by Fire and/or Building Code Officials. Provide an inspection report to the fire and/or building officials for the piping and joint visual inspection and pressure test.

5309.7.2.2 Daily inspections. All detectors and alarms shall be visibly inspected daily. These inspections are permitted to be conducted by trained employees.

5309.7.2.3 Monthly inspections. All storage vessels, piping, and appurtenances shall be visibly inspected monthly. These inspections are permitted to be conducted by trained employees.

5309.7.2.4 Semi-annual inspections. Systems shall be visually inspected, gas detectors calibrated in accordance with manufacturer specification, alarms tested, and tested for leaks semi-annually by a qualified service company.

5309.7.2.5 Alterations and repair. In the event alterations, repairs or additions are made, the affected piping shall be retested in accordance with Section 5309.7.2.1.

5309.7.3 Reserved.

5309.7.4 Calibration. Detectors shall be checked for accuracy, calibrated to a reference gas concentration, and span reset.

5309.7.5 Pressure testing. Pipe joints shall be exposed for examination during the test.

5309.7.5.1 Test medium. The test medium shall be air, nitrogen, carbon dioxide, or an inert gas.

5309.7.5.2 Section testing. Piping systems shall be permitted to be tested as a complete unit or in sections. A valve shall not be subjected to the test pressure unless it can be determined that the valve, including the valve-closing mechanism, is designed to safely withstand the test pressure.

5309.7.5.3 Regulators and valve assemblies. Regulator and valve assemblies fabricated independently of the piping systems in which they are to be installed shall be permitted to be tested with inert gas or air at the time of fabrication. Test records shall be maintained in accordance with Section 5309.7.1.

5309.7.5.4 Test preparation. All joints and fittings shall be exposed for examination during and after the test.

5309.7.5.4.1 Pipe clearing. Prior to testing, the interior of the pipe shall be cleared of all foreign material.

5309.7.5.4.2 Appliance and equipment isolation. Appliances and equipment that are not to be included in the test shall be disconnected from the piping by closing the isolation shutoff valve.

5309.7.5.4.3 Test pressure measurement. Test pressure shall be measured with a pressure-measuring device designed and calibrated to read, record or indicate a pressure loss caused by leakage during the pressure test period. The source of pressure shall be isolated before the pressure tests are made. Mechanical gauges used to measure test pressures shall have a range such that the highest end of the scale is not greater than five times the test pressure.

5309.7.5.4.4 Test pressure. The test pressures shall be as specified in Section 5309.7.2.1. Where the test pressure exceeds 125 psig (862 kPa gauge), the test pressure shall not exceed a value that produces a hoop stress in the piping greater than 50 percent of the specified minimum yield strength of the pipe or tubing. Pressures shall be adjusted smoothly and slowly to avoid pressure spikes.

5309.7.5.5 Test duration. The test duration shall be not less than 1/2 hour for each 500 cubic feet (14 m³) of pipe volume or fraction thereof. When testing a system having a volume less than 10 cubic feet (0.28 m³) the test duration shall be not less than 10 minutes. The duration of the test shall not be required to exceed 24 hours.

5309.7.5.6 Visual inspection and cleaning. After testing is complete and the pressure is reduced to at or below operating pressure, all joints shall be cleaned of bubble-forming solution and visually inspected

5309.7.5.7 Detection of leaks and defects. The piping system shall withstand the test pressure specified without showing any evidence of leakage or other defects. Any reduction of test pressures as indicated by pressure gauges shall be deemed to indicate the presence of a leak.

5309.7.5.8 Corrections. Where leakage or other defects are located, the affected portion of the piping system shall be repaired or replaced and retested.

5309.8 Training. All employees shall receive annual training in hazard identification, physical properties, inspection, and emergency procedures. Training records shall be maintained on site and be available to inspectors upon request.

Section 5310 Carbon Dioxide (CO₂) gas enrichment systems using on-site supply tanks and/or cylinders in plant growing (husbandry) applications is added as follows:

SECTION 5310

CARBON DIOXIDE (CO₂) GAS ENRICHMENT SYSTEMS USING ON-SITE SUPPLY TANKS AND/OR CYLINDERS IN PLANT GROWING (HUSBANDRY) APPLICATIONS

5310.1 General. Carbon dioxide enrichment systems with more than 100 pounds (45.4 kg) of carbon dioxide or any system using any amount of carbon dioxide (CO₂) below grade used in plant growing (husbandry) applications shall comply with Sections 5310.2 through 5310.8.

5310.2 Permits. Permits shall be required in accordance with Sections 105 and in accordance with Denver Fire Department policy.

5310.3 Equipment. The storage, use, and handling of carbon dioxide shall be in accordance with IFC Chapter 53, as amended, and the applicable requirements of NFPA 55, Chapter 13. All equipment utilized in compressed gas systems shall be compatible with the intended gas and use.

5310.3.1 Containers, cylinders and tanks. Gas storage containers, cylinders and tanks shall be designed, fabricated, tested and labeled with manufactures' specifications and shall be maintained in accordance with the regulations of DOTn 49 CFR, Parts 100-185 or the ASME Boiler and Pressure Vessel Code, Section VIII.

5310.3.1.1 Location. Location of gas storage containers, cylinders and tanks, inside or outside the building, shall be at an approved location.

5310.3.1.2 Security. Gas storage containers, cylinders and tanks shall be secured in an approved manner to prevent overturning. Containers, cylinders and tanks located outside shall be secured and safeguarded against tampering and protected from physical damage if exposed to vehicle traffic.

5310.3.1.3 Design and construction. Bulk tank installations over 2,000 pounds will require an engineered foundation and construction permit in accordance with the Denver Building Code.

5310.3.2 Piping systems. Piping, tubing, fittings, valves and pressure regulating devices shall be designed and installed in accordance with approved standards and manufacturers' recommendations.

5310.3.2.1 Piping, tubing and hoses. Piping, tubing and hose materials shall be compatible with carbon dioxide and rated for the temperatures and pressures encountered in the system. All hoses and tubing used in carbon dioxide service shall be designed for a bursting pressure of at least four times their design pressure. PVC/ABS and other types of rigid plastic piping are not approved materials. Acceptable piping for carbon dioxide shall be the following:

- a. Stainless steel A269 grade, which is either seamless or welded drawn over mandrel
- b. Copper K grade, hard drawn seamless
- c. Copper ACR grade (1/2 inch outside diameter or less) annealed seamless
- d. Plastic/polymer materials rated for use with carbon dioxide

- e. Additional approved piping, tubing and hoses found in the Compressed Gas Association (CGA) standards for carbon dioxide

5310.3.2.1.1 Support. Gas piping shall not be attached or supported by any electrical light supports or wiring.

5310.3.2.1.2 Identification. Markings for carbon dioxide (CO₂) piping systems shall consist of the content's name (carbon dioxide or CO₂) and direction-of-flow arrow. Markings shall be provided at each valve; at wall, floor or ceiling penetrations; at each change of direction; and at not less than every 20 feet or fraction thereof throughout the piping run.

5310.3.2.2 Fittings, joints and connections. Fittings, joints and connections shall be subject to the approval of the fire and building departments.

5310.3.2.2.1 Fittings and joints between gas supply containers and automatic shutoff valve. Joints and fittings on the supply piping or tubing between the CO₂ supply source and the automatic system shutoff valve shall be threaded, compression or welded.

5310.3.2.2.2 Unused connections. Unused piping or tubing connected to the supply system shall be capped or plugged. A closed valve will not be allowed in lieu of a cap or plug.

5310.3.2.2.3 Concealed connections. All fittings and joints shall be exposed and located adjacent to the supply source or points of use and shall be protected by a detector.

5310.3.2.3 Valves. Piping systems shall be provided with valves in accordance with Sections 5307.3.2.3.1 through 5307.3.2.3.4.

5310.3.2.3.1 Pressure relief valves. Pressure relief valves shall be provided and piped to the outdoors.

5310.3.2.3.2 System shutoff valve. An automatic system shutoff valve shall be provided as near to the supply pressure regulator as possible and shall be designed to fail to a closed condition closing on loss of electrical power to the valve and gas detection. Additional automatic shutoff valves may be provided at each point of use. Automatic shutoff valves shall be designed and located so that all phases (i.e., gas, liquid and solid) of carbon dioxide (CO₂) will not interfere with the operation of the device.

5310.3.2.3.3 Appliance shutoff valves. Each appliance shall be provided with a shutoff valve within 3 feet of the appliance. All shutoff valves shall be capable of being locked or tagged in the closed position for servicing.

5310.3.2.3.4 Accessibility and identification. Valves and controls shall be readily accessible at all times. Normal and emergency system shut-off valves shall be clearly identified. All valves shall be designed or marked to indicate clearly whether it is open or closed.

5310.3.3 Venting. Venting of gases shall be directed to an approved location outside the building. Insulated liquid carbon dioxide systems shall have pressure relief devices vented in accordance with NFPA 55.

5310.4 Protection from damage. Carbon dioxide systems shall be installed so the storage tanks, cylinders, piping and fittings are protected from damage by occupants or equipment during normal facility operations.

5310.5 Required protection. Where carbon dioxide storage tanks, cylinders, piping and equipment are located indoors, rooms or areas containing carbon dioxide storage tanks, cylinders, piping and fittings and grow room/areas

where carbon dioxide is released and can collect shall be provided with an emergency alarm system in accordance with Section 5310.5.1.

5310.5.1 Emergency alarm system. An emergency alarm system shall comply with all of the following:

1. Continuous gas detection shall be provided to monitor areas where carbon dioxide (CO₂) can accumulate. Detection equipment shall be provided to indicate carbon dioxide (CO₂) levels in each grow cultivation area/room and interior carbon dioxide (CO₂) storage location.
2. Detectors shall be:
 - a. listed or approved devices
 - b. permanently mounted
 - c. installed at a height of no more than 48 inches above the floor or as approved by the fire code official
 - d. directly connected to building electrical supply and ~~or~~ fire alarm systems and protected from accidental disconnection or damage
 - e. auto calibrating and self “zeroing” devices are not permitted unless they can be zeroed and spanned
 - f. located within manufacturers specified detection range for each point of use and storage location
3. Activation of the emergency alarm system shall initiate amber strobes and audible horns provided in the vicinity of each interior storage container, cylinder or tank and at each point of release. Additional amber strobes and audible horns shall be placed at the entrances to below grade locations and confined spaces. The notification devices shall be rated a minimum of 80cd for a visible effect and 75 dBA for an audible effect and shall be mounted in accordance with NFPA 72 requirements. Provide audible visual devices at the following locations:
 - Inside an interior storage room/area and outside the room/area at each entrance.
 - Inside grow cultivation room/areas.
4. Local alarm set points shall be set at:
 - a. 5,000 PPM – Latching Alarm
 - Visual and audible notification in approved locations at room or area in alarm
 - Activation of automatic system shut off valve
 - Evacuate the room in alarm and contact a qualified service company to investigate and address the condition.
 - Reset of the emergency alarm to be conducted by qualified personnel.
5. Signage shall be required adjacent to each horn/strobe as follows.

Storage area/room: **“DO NOT ENTER WHEN LIGHT IS FLASHING - CARBON DIOXIDE LEAK DETECTED”**

Grow cultivation room/area dispensing: **“FLASHING LIGHT MEANS CARBON DIOXIDE LEAK DETECTED – EVACUATE ROOM”**

The sign shall have a minimum 1-inch block lettering with a minimum ¼ -inch stroke. The sign shall be on a contrasting surface of black on yellow and shall be of durable construction.

Signage on entrance doors to grow cultivation and storage rooms: Signage shall be provided at entrance doors to each grow cultivation room/area and at each entrance to storage rooms/areas:



NFPA 704 placards for simple asphyxiants shall also be provided at the exterior main entrance and at each entrance to storage rooms/areas.

6. A minimum of one portable carbon dioxide (CO₂) meter shall be in use during business hours.

5310.6 Transfilling. Filling and transfilling of gases between storage containers, cylinders and tanks and delivery vehicles shall be performed by qualified personnel using equipment and operating procedures in accordance with CGA P-1. Interior storage containers, cylinders and tanks shall be filled via remote fill ports on the exterior of the building at grade level. Exterior remote fill ports shall be fitted with a vent line to the outside. Delivery personnel shall have access to interior storage areas to inspect valves and piping prior to initiating filling operations.

5310.7 Inspection and testing. All piping installations shall be visually inspected, calibrated, and pressure tested to determine that the materials, design, fabrication and installation practices comply with the requirements of this code.

5310.7.1 Records. A written record of all required inspections, testing, calibration, and maintenance shall be maintained in a log book on the premises containing the three (3) most current years of records and be available for review by fire inspection personnel.

5310.7.2 Required inspections and testing. All piping installations shall be tested and inspected in accordance with Sections 5310.7.2.1 through 5310.7.2.5.

5310.7.2.1 Acceptance testing. Appliances and equipment shall not be placed in operation until after the piping system has been checked for leakage and detectors, notification devices and automatic shutoff valves have been tested by a qualified service company. All piping installations shall be visually inspected and pressure tested prior to initial operation. The test pressure downstream of the pressure regulator shall be not less than 110% of the operating pressure. Joints shall be checked with a bubble-forming solution. Acceptance testing is required to be witnessed by Fire and/or Building Code Officials. Provide an inspection report to the fire and/or building officials for the piping and joint visual inspection and pressure test.

5310.7.2.2 Daily inspections. All detectors and alarms shall be visibly inspected daily. These inspections are permitted to be conducted by trained employees.

5310.7.2.3 Monthly inspections. All storage vessels, piping, and appurtenances shall be visibly inspected monthly. These inspections are permitted to be conducted by trained employees.

5310.7.2.4 Semi-annual inspections. Systems shall be visually inspected, gas detectors calibrated in accordance with manufacturer specification, alarms tested, and tested for leaks semi-annually by a qualified service company.

5310.7.2.5 Alterations and repair. In the event alterations, repairs or additions are made, the affected piping shall be retested in accordance with Section 5310.7.2.1.

5310.7.3 Reserved.

5310.7.4 Calibration. Detectors shall be checked for accuracy, calibrated to a reference gas concentration, and span reset.

5310.7.5 Pressure testing. Pipe joints shall be exposed for examination during the test.

5310.7.5.1 Test medium. The test medium shall be air, nitrogen, carbon dioxide, or an inert gas.

5310.7.5.2 Section testing. Piping systems shall be permitted to be tested as a complete unit or in sections. A valve shall not be subjected to the test pressure unless it can be determined that the valve, including the valve-closing mechanism, is designed to safely withstand the test pressure.

5310.7.5.3 Regulators and valve assemblies. Regulator and valve assemblies fabricated independently of the piping systems in which they are to be installed shall be permitted to be tested with inert gas or air at the time of fabrication. Test records shall be maintained in accordance with Section 5310.7.1.

5310.7.5.4 Test preparation. All joints and fittings shall be exposed for examination during and after the test.

5310.7.5.4.1 Pipe clearing. Prior to testing, the interior of the pipe shall be cleared of all foreign material.

5310.7.5.4.2 Appliance and equipment isolation. Appliances and equipment that are not to be included in the test shall be isolated from the piping by closing the appliance shutoff valve.

5310.7.5.4.3 Test pressure measurement. Test pressure shall be measured with a pressure-measuring device designed and calibrated to read, record or indicate a pressure loss caused by leakage during the pressure test period. The source of pressure shall be isolated before the pressure tests are made. Mechanical gauges used to measure test pressures shall have a range such that the highest end of the scale is not greater than five times the test pressure.

5310.7.5.4.4 Test pressure. The test pressures shall be as specified in Section 5310.7.2.1. Where the test pressure exceeds 125 psig (862 kPa gauge), the test pressure shall not exceed a value that produces a hoop stress in the piping greater than 50 percent of the specified minimum yield strength of the pipe or tubing. Pressures shall be adjusted smoothly and slowly to avoid pressure spikes.

5310.7.5.5 Test duration. The test duration shall be not less than 10 minutes.

5310.7.5.6 Visual inspection and cleaning. After testing is complete and the pressure is reduced to at or below operating pressure, all joints shall be cleaned of bubble-forming solution and visually inspected.

5310.7.5.7 Detection of leaks and defects. The piping system shall withstand the test pressure specified without showing any evidence of leakage or other defects. Any reduction of test pressures as indicated by pressure gauges shall be deemed to indicate the presence of a leak.

5310.7.5.8 Corrections. Where leakage or other defects are located, the affected portion of the piping system shall be repaired or replaced and retested.

5310.8 Training. All employees shall receive annual training in hazard identification, physical properties, inspections, and emergency procedures. Training records shall be maintained on site and be available to inspectors upon request.

Section 5311 Carbon Dioxide (CO₂) Gas Enrichment Systems Using a Natural Gas Burner in Plant Growing (Husbandry) Applications is added as follows:

SECTION 5311

CARBON DIOXIDE (CO₂) GAS ENRICHMENT SYSTEMS USING A NATURAL GAS BURNER IN PLANT GROWING (HUSBANDRY) APPLICATIONS

5311.1 General. Natural gas burners that are utilized to generate carbon dioxide (CO₂) in plant growing (husbandry) applications shall comply with Sections 5311.2 through 5311.6. A mechanical exhaust system shall be provided as required by the *International Mechanical Code*.

5311.2 Permits. Permits shall be required in accordance with Section 105 and in accordance with Denver Fire Department policy.

5311.3 Equipment. Natural gas burners shall be listed, labeled and installed in accordance with the manufacturer's installation instructions. Piping systems, combustion and ventilation air and venting for natural gas appliances shall be designed and installed in accordance with approved standards, the International Fuel Gas Code and manufacturer's recommendations.

5311.4 Required protection. Where natural gas burners are located indoors for carbon dioxide (CO₂) enrichment, grow room/areas shall be provided with an emergency alarm system in accordance with Section 5311.4.1 and carbon monoxide detection in accordance with Section 5311.4.2.

5311.4.1 Emergency alarm system. An emergency alarm system shall comply with all of the following:

1. Continuous gas detection shall be provided to monitor areas where carbon dioxide (CO₂) can accumulate. Detection equipment shall be provided to indicate carbon dioxide (CO₂) levels in each grow cultivation area/room.
2. Detectors shall be:
 - a. listed or approved devices

- b. permanently mounted
 - c. installed at a height of no more than 48 inches above the floor or as approved by the fire code official
 - d. directly connected to building electrical supply and fire alarm systems and protected from accidental disconnection or damage
 - e. auto calibrating and self “zeroing” devices are not permitted unless they can be zeroed and spanned
 - f. located within manufacturer’s specified detection range for each point of release
3. Activation of the emergency alarm system shall initiate amber strobes and audible horns provided in each room/area where carbon dioxide (CO₂) can accumulate. Additional amber strobes and audible horns shall be placed at the entrances to below grade locations. The notification devices shall be rated a minimum of 80cd for a visible effect and 75 dBA for an audible effect and shall be mounted in accordance with NFPA 72 requirements. Provide notification devices at the following locations:
- Inside grow cultivation room/areas.
4. Local alarm set points shall be set at:

5,000 PPM – Latching Alarm

- Visual and audible notification in approved locations at room or area in alarm
- Activation of the automatic natural gas control valves to each burner to a closed position stopping the generation of carbon dioxide (CO₂)
- Evacuate the room in alarm and contact a qualified service company.
- Reset of emergency alarm to be conducted by qualified personnel.

5. Signage will be required adjacent to each horn/strobe as follows:

Entrance to below grade location: **“DO NOT ENTER WHEN LIGHT IS FLASHING – CARBON DIOXIDE LEAK DETECTED”**

Grow cultivation room/area dispensing: **“FLASHING LIGHT MEANS CARBON DIOXIDE LEAK DETECTED – EVACUATE ROOM”**

The sign shall have a minimum 1-inch block lettering with a minimum ¼ -inch stroke. The sign shall be on a contrasting surface of black on yellow and shall be of durable construction.

Signage at entrance doors: Signage shall be provided at entrance doors to each grow cultivation room/area:



NFPA 704 placards for simple asphyxiants shall also be provided at the exterior main entrance.

6. All carbon dioxide (CO₂) burner systems shall shut down in the event of a loss of electrical power to the carbon dioxide (CO₂) detectors.
7. A minimum of one (1) portable carbon dioxide (CO₂) meter shall be in use during business hours.

5311.4.2 Carbon monoxide (CO) detection.

1. Carbon monoxide (CO) gas detection shall be provided to monitor products of combustion continuously.
2. Detectors shall be:
 - a. listed or approved devices
 - b. permanently mounted
 - c. Installed per manufacturer's recommendations and directions
 - d. directly connected to building electrical supply and fire alarm systems and protected from accidental disconnection or damage
3. CO detection shall be set at 35 PPM and upon activation shall initiate the following:
 - Close the automatic valve to each burner
 - Activate the mechanical exhaust system
4. All carbon dioxide (CO₂) burner systems shall shut down in the event of a loss of electrical power to the carbon monoxide (CO) detectors.
5. A minimum of one (1) portable carbon monoxide (CO) meter shall be in use during business hours.

5311.5 Inspection and testing. All detectors, alarms and carbon dioxide (CO₂) burners must be visually inspected, calibrated, and tested to determine that the materials, design, fabrication and installation practices comply with the requirements of this code.

5311.5.1 Records. A written record of all required inspections, testing, calibration, and maintenance shall be maintained in a log book on the premises containing the three (3) most current years of records and be available for review by fire inspection personnel.

5311.5.2 Required inspections and testing. All detectors, alarms and carbon dioxide (CO₂) burner equipment shall be tested and inspected in accordance with Sections 5311.5.2.1 through 5311.5.2.6.

5311.5.2.1 Acceptance testing. Appliances and equipment shall not be placed in operation until after the detectors, notification devices, automatic gas control valves and mechanical exhaust system have been tested by a qualified service company. Acceptance testing is required to be witnessed by Fire and Building Code Officials.

5311.5.2.2 Daily inspections. All detectors and alarms shall be visibly inspected daily. These inspections are permitted to be conducted by trained employees.

5311.5.2.3 Monthly inspections. All carbon dioxide (CO₂) burners and appurtenances shall be visibly inspected monthly. These inspections are permitted to be conducted by trained employees.

5311.5.2.4 Semi-annual inspections. Systems shall be visually inspected and gas detectors calibrated in accordance with manufacturer specification semi-annually by a qualified service company.

5311.5.2.5 Annual testing. All detectors, alarms, gas control valves and mechanical exhaust systems shall be tested annually by a qualified service company.

5311.5.2.6 Alterations and repair. In the event alterations, repairs or additions are made, the affected equipment shall be retested in accordance with Section 5311.5.2.1.

5311.5.3 Reserved

5311.5.4 Calibration. Detectors shall be checked for accuracy, calibrated to a reference gas concentration, and span reset.

5311.6 Training. All employees shall receive annual training in hazard identification, physical properties, inspections, and emergency procedures. Training records shall be maintained on site and be available to inspectors upon request.

CHAPTER 56 EXPLOSIVES AND FIREWORKS

SECTION 5601

GENERAL

Section 5601.1 Scope is amended by deleting all Exceptions.

Section 5601.1.3 Fireworks is amended by deleting Exceptions 1, 2, and 4.

Section 5601.2.4 Financial responsibility is replaced as follows:

5601.2.4 Financial responsibility. Before a permit is issued, as required by Section 105.6, the applicant shall file with the Fire Prevention Division a surety bond in the principal sum of \$2,000,000 or a public liability insurance policy for the same amount, for the purpose of the payment of all damages to persons or property which arise from, or are caused by, the conduct of any act authorized by the permit upon which any judicial judgment results. The fire code official is authorized to specify a greater or lesser amount when, in his or her opinion, conditions at the location of use indicate a greater or lesser amount is required. Government entities shall be exempt from this bond requirement.

Section 5601.4 Qualifications is replaced as follows:

5601.4 Qualifications. Persons in charge of magazines, blasting, fireworks display, or pyrotechnic special effect operations shall obtain the appropriate State of Colorado and City and County of Denver Fire Department license. For pyrotechnic special effect operations, the license is that required for an outdoor display operator. Persons in charge of magazines, blasting, fireworks display, or pyrotechnic special effect operations shall not be under the influence of alcohol or drugs which impair sensory or motor skills, shall be at least 21 years of age, and shall demonstrate knowledge of all safety precautions related to the storage, handling, or use of explosive, explosive material, or fireworks.

Section 5601.5 Supervision is replaced as follows:

5601.5 Supervision. The fire code official is authorized to require operations permitted under the provisions of Section 105.6 to be supervised at any time by the fire code official in order to determine compliance with all safety and fire regulations. The Denver Fire Department Fire Prevention pyrotechnics personnel shall be retained for fire watch and to inspect all equipment and powder charges. The pyrotechnics firm to which the permit is issued/granted shall be responsible for the cost of this/these personnel.

CHAPTER 57 FLAMMABLE AND COMBUSTIBLE LIQUIDS

SECTION 5701

GENERAL

Section 5701.2 Nonapplicability is amended by replacing Item 10 and adding Item 12 as follows:

10. The manufacture, storage, dispensing, and handling of alcoholic beverages with 16% or less alcohol by volume and the remainder of the beverage not being flammable.

12. The manufacture, storage, dispensing, and handling of alcohol beverages with greater than 16% alcohol by volume shall be in accordance with Chapter 38.

Section 5701.5.1 Altitude correction is added as follows:

5701.5.1 Altitude correction. Altitude has a direct impact on the physical properties of flammable and combustible liquids and shall be accounted in the design considerations of life safety and property protection systems. Flash point and boiling point information for flammable and combustible liquids is referenced to sea level. In Denver, Colorado, the flash point and boiling point of flammable and combustible liquids will reduce by 8° F and may cause reclassification of flammable and combustible liquids.

SECTION 5703

GENERAL REQUIREMENTS

Section 5703.6.2.2 Bulk transfer and process transfer piping is added as follows:

5703.6.2.2 Bulk transfer and process transfer piping. Closed double-wall steel piping and leak monitoring shall be required for bulk transfer and process transfer of flammable and combustible liquids inside buildings in the following applications:

1. Piping used for the manual transfer of fuel oil
2. Piping used for the automatic transfer of fuel oil from a stationary supply tank, located inside or outside the building, to fuel-burning equipment with or without a day tank
3. Piping used to transfer Class 1A, 1B and 1C flammable liquids

Exception: Single wall metallic piping may be used where:

1. the fuel storage tank and fuel-burning equipment are located in a parking garage
2. the fuel storage tank and fuel-burning equipment are located aboveground exterior to the building
3. fuel is automatically transferred from a tank vehicle to a stationary tank, provided the piping system is exposed and continuously supervised by trained personnel during the transfer operation
4. fuel is manually transferred inside a building from a portable tank not greater than 55 gallons provided the piping system is exposed and continuously supervised by trained personnel during the transfer operation.

Section 5703.6.2.3 Piping material is added as follows:

5703.6.2.3 Piping material. Metallic piping and installation shall be in accordance with Table 5703.6.2.3 and *ASME B31, Code for Pressure Piping*.

**TABLE 5703.6.2.3
PIPING MATERIAL STANDARDS**

| MATERIAL | STANDARDS |
|-----------------------------|-----------------------|
| Copper or copper-alloy pipe | ASTM B 42; ASTM B 302 |
| Steel pipe | ASTM A 53; ASTM A 106 |

Section 5703.6.10 Pipe joints is amended by adding Exceptions 1 and 2 as follows:

Exceptions:

1. All joints in closed double wall steel piping required by Section 5703.6.2.2 shall be welded.
2. All joints in single wall pipe regulated by Section 5703.6.2.2 shall be welded or threaded. Flanged and other mechanical joints are not permitted.

**SECTION 5704
STORAGE**

Section 5704.2.13 Abandonment and status of tanks is replaced as follows:

5704.2.13 Abandonment and status of tanks. Tanks taken out of service shall be removed in accordance with IFC Section 5704.2.14, or where approved by the fire code official safeguarded in accordance with IFC Sections 5704.2.13.1 through 5704.2.13.2.3 and American Petroleum Institute *Standard API RP 1604*.

Section 5704.2.13.1.4 Tanks abandoned in place is deleted.

Section 5704.3.8.5 Warehouse hose lines is deleted.

Section 5704.4.3 Spill control and secondary containment is by replacing the Exception as follows:

Exception: Containers stored on approved containment pallets in accordance with IFC Section 5004.2.3 and containers stored in cabinets and lockers with integral spill containment. Storage of liquids classified as a Class III-B Combustible shall not be required to have secondary containment.

**SECTION 5706
SPECIAL OPERATIONS**

Section 5706.2.5 Type of tank is replaced as follows:

5706.2.5 Type of tank. Tanks shall be provided with top openings only. Dispensing by use of gravity is prohibited.

Section 5706.2.5.2 Tanks for gravity discharge is deleted.

CHAPTER 60

HIGHLY TOXIC AND TOXIC MATERIALS

SECTION 6004

HIGHLY TOXIC AND TOXIC COMPRESSED GASES

Section 6004.2.2.10.2 Alarms is replaced as follows:

6004.2.2.10.2 Alarms. The gas detection system shall initiate a local alarm and transmit a signal to a constantly attended control station when a short-term hazard condition is detected. The alarm shall be in accordance with Section 908.8. Signage required by Section 908.8 shall state: **“DO NOT ENTER WHEN LIGHT IS FLASHING – [HIGHLY] TOXIC GAS LEAK DETECTED.”**

Exception: Signal transmission to a constantly attended control station is not required where not more than one cylinder of highly toxic or toxic gas is stored.

SECTION 6005

OZONE GAS GENERATORS

Section 6005.3.2 Ozone gas generator rooms is replaced as follows:

6005.3.2 Ozone gas generator rooms. Ozone gas generator rooms shall be mechanically ventilated in accordance with the *International Mechanical Code* with a minimum of six air changes per hour. Ozone gas generator rooms shall be equipped with a continuous gas detection system which will shut off the generator and sound a local alarm when concentrations above the permissible exposure limit occur. The alarm shall be in accordance with Section 908.8. Signage required by Section 908.8 shall state: **“DO NOT ENTER WHEN LIGHT IS FLASHING – OZONE CONCENTRATION ABOVE THE PERMISSIBLE EXPOSURE LIMIT DETECTED.”**

Ozone gas-generator rooms shall not be normally occupied, and such rooms shall be kept free of combustible and hazardous material storage. Room access doors shall display an approved sign stating: **“OZONE GAS GENERATOR—HIGHLY TOXIC—OXIDIZER.”**

CHAPTER 61

LIQUEFIED PETROLEUM GASES

SECTION 6101

GENERAL

Section 6101.2 Permits is replaced as follows:

6101.2 Permits. Permits shall be required as set forth in Section 105.

Distributors shall not install or fill an LP-gas container for which a permit is required unless a permit for installation has been issued for that location by the fire code official. Installation of all tanks requires submittal of a site plan depicting proposed location on the property and all rights-of-way, structures, and proposed piping.

Section 6101.4 Prohibition is added as follows:

6101.4 Prohibition. The installation of LP-gas containers and use of LP-gas is prohibited where a source of natural gas is within 300 feet of the nearest property line.

Exception:

1. LP-gas containers used in accordance with this Section, NFPA 58, and the applicable provisions of IFC Chapters 3, 6, 31, 33 and 61, as amended.
2. Dispensing installations and operations in accordance with this Section, NFPA 58 and the applicable provisions of IFC Chapter 23, as amended.

SECTION 6103

INSTALLATION OF EQUIPMENT

Section 6103.2.1.7 Use for food preparation is amended by adding the following sentence to the end of the section:

Such containers shall not exceed a water capacity of 2.5 lbs. (1 kg).

SECTION 6104

LOCATION OF LP-GAS CONTAINERS

Section 6104.2 Maximum capacity within established limits is amended by adding Exceptions 2 and 3 as follows:

Exceptions:

2. For dwellings constructed under the IRC, a maximum of 40 pounds of propane [or two (2) 20 -lb. cylinders—one for use and one spare bottle] shall be permitted on the premises. For quantity limits inside the actual dwelling unit, see NFPA 58, 8.3.5.

Exception: Live/work units shall comply with IBCA Section 419.

3. For multi-family dwellings, one (1) 20-lb. propane cylinder is allowed to be stored in each detached garage or detached storage area.

SECTION 6107
SAFETY PRECAUTIONS AND DEVICES

Section 6107.4 Protecting containers from vehicles is amended by changing the reference from “NFPA 58” to “IFC Section 312.”

SECTION 6109
STORAGE OF PORTABLE LP-GAS CONTAINERS AWAITING USE OR RESALE

Section 6109.13 Protection of containers is amended by deleting the Exception.

Section 6109.15.1 Automated cylinder exchange stations, Item 1, is replaced as follows:

1. The vending system shall only permit access to a single cylinder not to exceed 20 lbs (9.07 kg) per individual transaction.

Section 6112 Fixed, Mobile, or Temporary Concessions Protections is added as follows:

SECTION 6112
FIXED, MOBILE, OR TEMPORARY CONCESSIONS PROTECTIONS

6112.1 Required Installations. Cooking equipment used in fixed, mobile, or temporary concessions, such as trucks, buses, trailers, and structures shall be limited to 2-40 pound cylinders (maximum). All D.O.T. cylinders shall have an overfill protection device (OPD) installed. Properly installed A.S.M.E. tanks do not require an OPD (Overfill Protection Device). Installation shall be completed by May 1, 2018 for new and existing for trucks, buses, trailers, and structures.

Exception: Where fixed structures are governed by the *International Mechanical Code*, *International Building Code* and *International Fuel Gas Code*.

6112.1.1 Cooking equipment. Listed and labeled for the intended application. The equipment shall be installed in accordance with NFPA 58 and this chapter.

6112.1.2 Cylinder. Shall be mounted to prevent jarring loose, slipping, rotating, or any damage to the tank. The brackets and fastenings shall be designed and constructed to withstand any movement of the LPG tank.

6112.1.3 Piping. All piping shall be installed, tested and inspected in accordance with NFPA 58 and this chapter.

CHAPTER 63
OXIDIZERS, OXIDIZING GASES AND
OXIDIZING CRYOGENIC FLUIDS

SECTION 6301

GENERAL

Section 6301.3 Oxygen coordinator or oxygen supply and delivery personnel is added as follows:

6301.3 Oxygen coordinator or oxygen supply and delivery personnel. All home oxygen coordinators and oxygen supply and delivery personnel must successfully pass the written test administered by the Denver Fire Department and be issued a Denver Fire Department license. The home oxygen coordinator and oxygen supply and delivery personnel for residential settings where oxygen is used shall be required to ask the recipient a series of Fire Department prepared questions to assess the fire risk potential of the dwelling. This questionnaire is available from the Denver Fire Department. The home oxygen coordinator or oxygen supply and delivery personnel shall demonstrate to the patient the proper use techniques, instructions in safe use of the equipment, and provide educational and/or warning information for patients and caregivers on the hazards of smoking while oxygen is in use. The home oxygen coordinator or oxygen supply and delivery personnel shall submit the completed questionnaire to the Denver Fire Department.

CHAPTER 80 REFERENCED STANDARDS

Chapter 80 REFERENCED STANDARDS is amended as follows:

NFPA Standards listed in Chapter 80 are replaced as follows:

| | |
|---|---|
| NFPA Codes and Standards – 2013 Edition Volumes 1 through 18 | National Fire Protection Association Battery March Park Quincy, MA 02269 |
| NFPA 13– 2016 Edition | Standard for the Installation of Sprinkler Systems |
| NFPA 13R – 2016 Edition | Standard for the Installation of Sprinkler Systems in Low-Rise Residential Occupancies |
| NFPA 13D-2016 Edition | Standard for the Installation of Sprinkler Systems in One- and Two- Family Dwellings and Manufactured Homes |
| NFPA 14-2016 Edition | Standard for the Installation of Standpipe and Hose Systems |
| NFPA 20 – 2016 Edition | Standard for the Installation of Stationary Pumps for Fire Protection |
| NFPA 72 – 2016 Edition | National Fire Alarm and Signaling Code |

Standard references are to specifically enumerated sections as described in this code.

| | |
|---------|---|
| NFPA 70 | National Electrical Code (as adopted by the State of Colorado) |
|---------|---|

Exception: The following NFPA documents are recommendations and do not serve as standards for the City and County of Denver.

| | |
|------|--|
| 1000 | Fire Service Professional Qualifications Accreditation and Certification System - 2006 |
| 1061 | Public Safety Telecommunicator Qualifications - 2007 |
| 1201 | Providing Emergency Services to the Public - 2004 |
| 1221 | Communications, Emergency Services - 2007 |
| 1250 | Emergency Service Organization Risk Management - 2004 |
| 1500 | Fire Department Occupational Safety and Health Program - 2007 |
| 1561 | Emergency Services Incident Management System - 2008 |
| 1581 | Fire Department Infection Control Program - 2005 |
| 1582 | Medical Programs for Fire Departments - 2007 |
| 1583 | Health-Related Fitness for Fire Department Members - 2008 |
| 1710 | Career Fire Departments, Organization and Deployment - 2004 |

Addition: Reference the following standards:

| | |
|--|---|
| ANSI | American National Standards Institute 25 W 43 rd Street, Fourth Floor New York, NY 13045 |
| A10-4 – 2007 | Safety Requirements for Personnel Hoists and Employee Elevators |
| ANSI/ASHRAE 15– 2004 | Safety for Refrigeration Systems |
| ASCE | American Society of Civil Engineers 101 Constitution Avenue NW Washington, D.C. 20001 |
| ASCE 21 | Automated People Mover Standards (as adopted by the State of Colorado – Parts 1 through 4, as amended by ASCE) |
| ASME | American Society of Mechanical Engineers Three Park Avenue New York, NY 10016-5990 |
| ASME A17.1/CSA B44 | Safety Code for Elevators and Escalators (as adopted by the State of Colorado) |
| ASME A17.3 | Safety Code for Existing Elevators and Escalators (as adopted by the State of Colorado) |
| ASME A18.1 | Safety Standard for Platform Lifts and Stairway Chair Lifts (as adopted by the State of Colorado) |
| ASME A90.1 - 2009 | Safety Standard for Belt Manlifts |
| ASME B20.1 - 2012 | Safety Standard for Conveyors and Related Equipment |
| ASME B31 | Standard for Pressure Piping |
| Chlorine Manual 6th printing — 2000 | National Chlorine Institute 1300 Wilson Boulevard, Suite 525 Arlington, VA 22209 |

Addition: Reference the following standard:

Institute of Makers of Explosives

Institute of Makers of Explosives
1575 I Street N.W., Suite #550
Washington, D.C. 20005

Addition: Reference the following standards:

Pamphlet 1 Construction Guide for Storage Magazines - 2006

Pamphlet 3 Suggested Code Regulations - 2003

Handbook for the Transportation and Distribution of Explosive Materials - 2007

Pamphlet 17 Safety in the Transportation, Storage, Handling and Use of Explosives - 2007

Pamphlet 20 Safety Guide for the Prevention of Radio Frequency Radiation Hazards in the Use of Electric Blasting Caps - 2001

Pamphlet 21 Destruction of Commercial Explosives

Pamphlet 22(b) IME Standard for the Safe Transportation of Class C Detonators (Blasting Caps) in a Vehicle with Certain Other Explosives (1995)

Pamphlet 23 Recommendations for the Transportation of Explosives, Division 1.5, Ammonium Nitrate, Emulsion, Division 5.1, Combustible Liquids, Class 3, and Corrosives, Class 8 in Bulk Packaging - 2007

Deletion: IEC

APPENDICES

APPENDIX ADOPTION STATUS

IFC APPENDICES
STATUS OF APPENDICES ON ADOPTION

All Chapters and Sections of this Appendix are adopted as part of this Code except for those that are deleted in this summary. Those that are amended or added shall also be adopted as part of this Code.

| APPENDIX | TITLE | STATUS |
|----------|--|--------------------|
| A | Board of Appeals | Delete |
| B | Fire-flow Requirements for Buildings | Adopt as Amended |
| C | Fire Hydrant Locations and Distribution | Adopt as Amended |
| D | Fire Apparatus Access Roads | Delete |
| E | Hazard Categories | Adopt as Reference |
| F | Hazard Ranking | Adopt as Code |
| G | Cryogenic Fluids—Weight and Volume Equivalents | Adopt as Reference |
| H | Hazardous Materials Management Plan (HMMP) | Adopt as Reference |
| I | Fire Protection Systems—Noncompliant Conditions | Adopt as Reference |
| J | Building Information Sign | Delete |
| K | Construction Requirements for Existing Ambulatory Care Facilities | Delete |
| L | Requirements for Fire Fighter air Replenishment systems | Delete |
| M | High-rise Buildings – Retroactive Automatic sprinkler Requirements | Delete |
| N | Shop Drawing and System Graphic Requirements for Permit Application | Adopt as Code |

APPENDIX B FIRE-FLOW REQUIREMENTS FOR BUILDINGS

SECTION B104 FIRE-FLOW CALCULATION AREA

Section B104.1 General is replaced as follows:

B104.1 General. The fire-flow calculation area shall be the total area of all floor levels within the exterior walls, and under the horizontal projections of the roof of a building, except as modified in IFC Section B104.3. In buildings with mixed construction types as defined in IBC, the fire-flow calculations shall follow the method described in the *2015 International Fire Code Commentary*.

Section B104.4 is added as follows:

Section B104.4 Fire Flow Data. For new building construction or addition, each set of construction drawings submitted for permit shall contain the required fire flow calculation as follows:

Fire Flow Data Block

TOTAL FIRE FLOW REQUIRED FOR THIS SITE IS _____ GPM MINIMUM @ 20 PSI RESIDUAL PRESSURE.

THIS FLOW MUST BE PROVIDED FROM A MINIMUM OF _____ FIRE HYDRANTS.

EACH FIRE HYDRANT SHALL SUPPLY A MINIMUM OF 1500 GPM @ 20 PSI RESIDUAL PRESSURE AT THE HYDRANT OUTLET TO BE ACCEPTABLE.

CODE USED FOR ANALYSIS: 2015 IFC WITH 2016 AMENDMENTS

OCCUPANCY GROUP(S):

CONSTRUCTION TYPE(S):

FIRE FLOW CALCULATION AREA:

THIS BUILDING IS/IS NOT FULLY PROTECTED WITH AN AUTOMATIC SPRINKLER SYSTEM.

SECTION B105 FIRE-FLOW REQUIREMENTS FOR BUILDINGS

Section B105.1 One- and two-family dwellings, Group R-3 and R-4 buildings and townhouses is replaced as follows:

B105.1 One-and-two-family dwellings, Group R-3 and R-4 buildings and townhouses. The minimum fire flow and flow duration for one-and-two-family dwellings, Group R-3 and R-4 buildings and townhouses shall be as specified in IFC Table B105.1(2). All hydrants, new and/or existing shall flow no less than 1,500 gpm with a minimum residual pressure of 20 psi.

Table B105.1(1) is deleted.

Section B105.2 Buildings other than one- and two-family dwellings is replaced as follows:

B105.2 Buildings other than one- and two-family dwellings. The minimum fire flow and flow duration for buildings other than one- and two-family dwellings shall be as specified in IFC Table B105.1(2).

Exception: A reduction in required fire flow of up to 50 percent, as approved, is allowed when the building is protected throughout with an automatic fire sprinkler system installed in accordance with NFPA 13 or NFPA 13R. The resulting fire flow shall not be less than 1,500 gallons per minute (5,678 L/min) for the prescribed duration as specified in Table B105.1(2). All hydrants, new and/or existing shall flow no less than 1,500 gpm with a minimum residual pressure of 20 psi.

Table B105.2 is deleted.

APPENDIX C FIRE HYDRANT LOCATIONS AND DISTRIBUTION

IFC Appendix C Table C102.1, Footnotes f and g are deleted.

Section C106 is added as follows:

SECTION C106 WATER MAINS SERVING FIRE HYDRANTS

C106.1 Water mains serving fire hydrants. Water mains supplying fire hydrants, fire protection systems, and building fire flows shall be sized to provide fire flows for required fire hydrants. Water mains supplying fire hydrants shall be installed as required by the Denver Water Department *Operating Rules and Engineering Standards* unless specifically approved by the Denver Water Department.

APPENDIX N SHOP DRAWING AND SYSTEM GRAPHIC REQUIREMENTS FOR PERMIT APPLICATION is added as follows:

**APPENDIX N
SHOP DRAWING AND SYSTEM GRAPHIC REQUIREMENTS FOR PERMIT
APPLICATION**

**SECTION N101
GENERAL**

N101.1 Scope. All documents submitted for approval of any permit application shall bear the stamp, signature and registration number of the responsible design professional in accordance with the requirements below or as permitted by Denver Fire Department policy. In all cases, acceptance of any permit application shall be subject to the discretion of the fire code official for further review as necessary. Submitted drawings shall be of a minimum drawing sheet size of 24inches by 36inches and of sufficient detail and legibility to effect an adequate review of the scope of the work for which a permit is requested.

SECTION N102 – Reserved.

**SECTION N103
TECHNICAL REQUIREMENTS**

N103.1 Sprinkler system shop drawings submittal.

1. Two (2) complete sets of working plans shop drawings shall be submitted in accordance with Section N103.2.2, Items 1 through 20, IFC Section 903, as amended, and NFPA 13, Chapter 23. Shop drawings shall identify the flow and reduced pressures required by Section 903.3.5 used in the hydraulic calculations. Hydraulic calculations and equipment cut sheets are required. Drawings shall be stamped and signed by a Colorado licensed professional engineer. Denver Water flow test certificate or hydraulic model letter shall be provided with all submittals.
2. Pre-action sprinkler and clean agent suppression systems shall include the requirements for the suppression and detection system in a single permit application. Separate permits are required for fire detection and sprinkler/clean agent installations.
3. Submittal shall include central station monitoring company name and Denver Fire Department central station license number.
4. Upon submittal of sprinkler system shop drawings, an applicant may request issuance of a "conditional sprinkler installation permit" (conditional permit). Conditional permits shall not include installation of any fire pump or pump controller components or installation of sprinklers in fittings. Conditional permits are subject to payment of all Building Department permit fees associated with the total scope of work in addition to a \$250.00 Fire Department fee. Separate payment to the Fire Department is required at the time of permit issuance at the Fire Department walk-through counter. Work under a conditional permit is subject to subsequent plan review and field inspection for proper and code compliant installation. Corrections identified in the field or by design plan review shall be the responsibility of the contractor. Conditional permits shall only be issued to contractors with the appropriate Denver contractor and Fire Department licenses.

5. Dry sprinkler system designs shall include water delivery time calculations where required by NFPA 13, 7.2.3.

N103.2 Fire Department sprinkler system "walk-through" procedures. Review of the following permit applications shall be provided for the modification of existing wet fire sprinkler systems only. The maximum number of permits reviewed or issued for any single applicant shall be limited to two (2) per day. Applicants shall sign-in at the permit center kiosks and await notification for processing. Hours for application are as posted at the permit counter (City holidays excepted). Where shop drawings are required, they shall be stamped and signed by a Colorado licensed professional engineer responsible for the design and submittals shall be in compliance with the relevant codes adopted by the City and County of Denver.

N103.2.1 Project requirements for Fire Department sprinkler walk-through permits. The walk-through project scope is limited to; relocating, adding and plugging sprinklers in accordance with the following:

1. Tenant finish work on an existing sprinkler system involving both sprinkler relocations and additions in a light hazard occupancy for up to 50 sprinklers.
2. Tenant finish work on an existing sprinkler system involving both sprinkler relocations and additions to Ordinary Group 1 and Group 2 Hazards, up to 10 sprinklers in other than Group H occupancies as defined in the Denver Fire Code.
3. Tenant finish in warehouses where tenant finish is within the office only, in accordance with Item 2 above.
4. For tenant work on all light hazard existing sprinkler systems involving sprinkler relocations and additions, the contractor shall ensure that not more than two (2) sprinklers are fed from any 1" outlet in the new construction area. A maximum of 20 added sprinklers are permitted per zone or floor level. Where the design requires more than two (2) sprinklers to be fed from a 1" outlet, hydraulic calculations shall be provided to ensure the friction loss permits adequate flow for the required design area demand. Full floor layout showing all sprinkler locations and pipe sizes shall be submitted.

N103.2.2 Plan submittal - Required information for sprinkler permit walk-through. Two (2) complete sets of shop drawings showing all floors that are affected including:

1. Name of owner and occupant
2. Location, including street address
3. Point of compass
4. Full height cross-section, or schematic diagram, if required for clarity, including ceiling construction and method of protection for nonmetallic piping
5. Location of partitions
6. Location of firewalls
7. Building construction type and occupancy classification
8. Location and size of concealed spaces, closets, attics, and bathrooms
9. Sources of water supply with pressure or elevation
10. Make, type, temperature, coverage characteristics, nominal orifice size and K-factor of sprinkler heads. Method of protection for nonmetallic piping.
11. Location of high-temperature sprinklers

12. Total area protected by each system on each floor
13. Pipe type and schedule of wall thickness
14. Nominal pipe size and cutting lengths of pipe (or center-to-center dimensions)
15. Location and size of riser nipples
16. Type of fittings and joints and location of all welds and bends. The contractor shall specify on drawings any sections to be shop welded and the type of fittings or formations to be used
17. Type and locations of hangers, sleeves, braces and methods of securing sprinklers when applicable
18. Layout identifying sizes and locations of existing piping serving the affected floor or area
19. Pipe schedule system justification where such systems are permitted by NFPA 13, Chapter 23

N103.3 Fire Department Fire alarm system shop drawings submittal. Where shop drawings are required, they shall be stamped and signed by a Colorado licensed professional engineer. Two (2) complete sets of shop drawings shall be submitted for permit application in accordance with this Section with the following information:

Upon submission of fire alarm shop drawings for review, an applicant may request issuance of a fire alarm “conduit only rough-in” installation permit without approved submitted plans. The contractor shall be responsible for all changes required by the subsequent plan review. A conduit only rough-in permit may only be issued to a contractor with a valid Denver electrical or electrical signal contractor’s license in accordance with this section. Only back boxes, conduit stubs and fire alarm raceway systems are permitted for installation with a conduit only rough-in permit. Conduit only rough-in permits are subject to payment of all Building Department permit fees associated with the total scope of rough-in work in addition to a \$250.00 Fire Department fee. Separate payment to the Fire Department is required at the time of permit issuance at the Fire Department walk-through counter. Raceway systems shall only be installed by State and City licensed electrical contractors who are also licensed by the Denver Fire Department. Work under a conduit only rough-in permit is subject to subsequent plan review and field inspection for proper and code compliant installation. Corrections identified in the field or by design plan review shall be the responsibility of the contractor. Permits shall only be issued to contractors with the appropriate Denver contractor and Fire Department licenses.

N103.3.1 Fire alarm shop drawings shall contain the following information:

1. Exact address, including building and unit numbers; location of work; name and address of responsible design agency.
2. Building occupancy classifications and occupant loads for each occupancy classification.
3. Manufacturers’ specification sheets for all equipment, equipment, appliances and devices.
4. Code reference used as a basis of design, including any administrative modifications or Board of Appeals decisions.
5. Identification of system as code-required, non-required code-compliant or user-defined.
6. Complete sequence of operation input/output matrix with initiating events (input) as the rows and response events (output) as the columns.
 - a. Initiating events shall include (per zone(s) per floor):
 - 1) Manual initiation of alarm or supervisory features

- 2) Automatic initiation by detection, e.g., smoke, heat, fire, other emergency alarms; devices activating specific mechanisms or life safety functions, such as individual smoke control components, elevator recall, opening protection, etc., shall be identified separately; devices in elevator shafts, elevator machine rooms, stair enclosures shall be identified separately.
- 3) Manual initiation of special extinguishing systems; devices shall be identified separately per system per zone.
- 4) Automatic initiation of fire suppression systems; flow switches and special suppression systems shall be identified separately.
- 5) Functions monitored by the fire alarm system, including but not limited to:
 - a) Equipment/device/appliance/system trouble
 - b) Equipment/device/appliance/system supervisory shall be listed per zone
 - c) Equipment/systems monitored for integrity; identify each system separately
 1. Elevator shunt trip power
 2. RES system power
 3. FACP and ancillary equipment power
 4. Refuge area communication power
 5. Emergency firefighter communication system(s)
- b. Response events shall include:
 - 1) System alarm and system/component supervisory and trouble.
 - 2) Alarm notification including signal transmission to central station, interior and exterior appliances, voice evacuation, special suppression pre-discharge alarms, etc.
 - 3) Required safety functions including (not limited to):
 - a) Elevator recall (list groups or banks separately)
 - b) Smoke control fan activation (list each fan separately)
 - c) Damper activation (list smoke control and opening protection separately per zone per floor)
 - d) Activation of other opening protection (list separately per zone per floor)
 - e) Activation of all electronic access control functions controlled by the fire alarm (list per zone per floor)
 - f) HVAC system shutdown
 - g) Power shunt; list each component/feature/system separately (entertainment visual and audio features and increasing general illumination levels may be listed together per fire area)
7. Identification of air-handling units with airflow exceeding 2,000 cfm (.94 cu m/s) and 15,000 cfm 7.08cu m/s).
8. Identification of air-handling units used for smoke control.
9. Voltage-drop calculations using either the component-by-component method or aggregating the entire load at the end of the circuit. The calculations shall use the listed UL max for new systems. The voltage on a circuit shall not drop below 16 volts at the last appliance. The “R” values used for conductors shall be in accordance with NFPA 70 (NEC) for uncoated copper conductors. Voltage-

drop calculations for additional devices on existing system shall be done in the same manner with the same values, as the original calculations for the system.

10. Battery calculations for control panels and power supplies. Calculation shall include 20% de-rating.
11. Scale drawings of each area where work on the fire alarm system is proposed, including north arrow, building address and local street intersections. The drawings shall show the locations of all equipment, appliances, and devices including existing components and end-of-line resistors, room identification by number and function, attic and ceiling details for areas with automatic detection.
12. Mounting heights of wall-mounted devices.
13. Symbol list with quantities of each device. Symbols shall comply with NFPA 170.
14. Power supply connection details. System single-line riser showing all devices.
15. A separate single line drawing of the power supplies, pre-amps, amplifiers, interconnecting wiring, and methods used to provide survivability of the voice evacuation system.
16. Fire alarm circuit identification, in accordance with NFPA 72, including wire color code.
17. Interconnection wiring.
18. Supervising station designation (Central, Proprietary, Remote).
19. Full-scale drawings of annunciators, zone maps and firefighter's smoke control panels.
20. Reflected ceiling plan, where full smoke detection is provided.
21. Conduit-fill calculations
22. List of control unit bypass features
23. Amplifier load calculations and audio circuit loading (not to exceed manufacturer's maximum circuit dB loss)
24. Name, address and Denver Fire Department license number of supervising station. Facilities monitoring radio communication systems shall meet connectivity requirements of Section 917.
25. Fire and smoke construction ratings of walls and barriers
26. Seal and signature of a Colorado registered professional engineer.

N103.4 Fire Department fire alarm system "walk-through" procedures. Review of the following permit applications shall be provided for the modification of existing fire alarm systems only. The maximum number of permits reviewed or issued for any single applicant shall be limited to two (2) per day. Applicants shall sign-in at the permit center kiosks and await notification for processing. Hours for application are as posted at the permit counter (City holidays excepted). Submittals shall be in compliance with the relevant codes adopted by the City and County of Denver. Fire alarm permit applications may be eligible for walk-through review in accordance with the following:

- a. Circumstances under which permit applications may be submitted:
 1. New equipment, devices and/or appliances connected to existing fire alarm systems in other than Group H and I occupancies. Installation shall be limited to a maximum of twelve (12) new or relocated notification appliances on a single floor and the addition of six (6) new or relocated initiating devices on an existing circuit. Initiating devices connected to access control systems or installed in battery rooms are not eligible for walk-through review.
 2. Transferring existing monitoring companies
 3. Removal and reinstallation of a device in the same location
 4. Installing a new replacement dialer or communicator, or reprogramming same to new central station.

5. Emergency fire alarm panel replacement for an existing system. An emergency panel replacement permit shall be acquired within one (1) normal business day of the commencement of work. The proposed panel shall be compatible with the fire alarm system. A complete application in accordance with Section 907.1.2 shall be submitted within ten (10) normal business days of the commencement of work. The emergency replacement panel is subsequently subject to the requirements for a planned replacement panel.

N103.4.1 Plan submittal - Required Information for fire alarm permit walk-through. Two (2) complete sets of plans shall be submitted that include the following (as applicable):

1. Completed permit application
2. Building code occupancy classification
3. Manufacturers' specification sheets and equipment listing sheets for new equipment and devices
4. Installation codes and standards used
5. Type of system and reason system is provided (required, non-required)
6. Sequence of operation
7. Identification of duct detectors in air-handling units exceeding 2,000 cfm (0.94cu m/s) (not required in VAV boxes less than 2000cfm (0.94cu m/s) each, but aggregate air flow exceeding 2000cfm (.94cu m/s) boxes served by central fan system)
8. Voltage drop calculations and battery calculations
9. Description of annunciation assignments (complete zone schedule)
10. Shop drawings, drawn to scale, including a drawing for each building level involved, with a north arrow for compass orientation and depicting all control and annunciation panels and peripheral devices. Shop drawings shall bear the seal and signature of a professional engineer licensed by the State of Colorado.
11. Plan for upgrading existing annunciator panel, if applicable
12. One-line diagram showing scope of work and identifying new devices
13. Site address, identification of each room's usage, and areas having automatic detection
14. Provide building details (i.e., attics, ceiling cavities, etc.)
15. Mounting heights for manual fire alarm boxes and strobes
16. Primary power supply connection details and symbol list

N103.5 Building plans for graphic map. Plans shall be of durable construction, easily readable in normal lighting, protected by a smooth, transparent, plastic surface and shall include every building level including mezzanines and roofs. Plans shall contain the following information as applicable:

1. Building name
2. Building address
3. Construction type(s)
4. Scale
5. North orientation arrow
6. **"You Are Here"** in contrasting and bold font
7. Latest date plans were drawn/revised
8. Floor plans

9. Concealed spaces below floors and above ceilings; e.g., crawl spaces and attics
10. Site plan
11. Adjacent streets
12. Local fire hydrants
13. Major uses, e.g., kitchens, restaurant, offices, Gymnasium, parking, etc.
14. Areas of emergency function, e.g., areas of refuge, fire command center
15. Utility areas, e.g., electrical/telephone rooms/closets, water entry
16. All stair enclosures with distinct designation for each, matching floor signage
17. All elevators with distinct designation for each and associated machine rooms
18. All trash/linen chutes
19. All utility shafts including HVAC and light wells
20. All interior and exterior utility (communication, electricity, gas, water, etc.) shutoff locations
21. Locations of hazardous materials such as:
 - a. Control areas
 - b. Fuel storage
 - c. Battery rooms
 - d. Medical gas rooms
 - e. Emergency and standby power equipment locations
 - f. Fuel fill location
 - g. Identify fuel type and tank size
22. Sprinkler zones
23. All control valve locations including elevators and paint booths
24. Standpipe outlet locations
25. Special suppression systems; e.g., FM-200; UL-300; pre-action
26. Specialized fire protection equipment; e.g., water tanks
27. Fire pump location
28. Fuel fill location for diesel pumps
29. Identify fuel type and tank size as applicable
30. Fire department connections
31. Pump test headers
32. Wall hydrants as applicable
33. Smoke control zones
34. Fire-resistance-rated construction, fire walls, fire barriers, fire partitions, smoke barriers, smoke partitions
35. All initiating devices including water flow
36. Fire alarm zones
37. NAC power extender locations
38. Roof plan
 - a. Access
 - b. Vents
 - c. Occupied areas

39. Stamp and signature of a professional engineer licensed by the State of Colorado
40. Control areas in accordance with IFC Section 5003.8.3
41. Other features required by the fire code official

N103.6 Shop drawing submittals (deferred submittal) for smoke control systems. Two (2) complete sets of shop drawings, stamped and signed by a Colorado licensed professional engineer, shall be submitted for permit application with the following information:

1. Code reference used as a basis of design, including any Administrative Modifications or Board of Appeals decisions.
2. Plans identifying each smoke control zone including a listing of smoke control equipment (fans) associated with each respective zone. A combination of vertical (section) and/or horizontal (plan) views may be necessary to clearly depict each zone.
3. Certification of coordination of sprinkler, smoke control and fire alarm/detection zones.
4. Plans identifying control equipment including wiring diagrams and tubing schematics as applicable
5. Manufacturers' specification sheets for all equipment and devices associated with the smoke control system including, but not limited to, the following: Fans, dampers, louvers, CT switches, end-switches, pressure sensors, control tubing, etc. Fan and damper specifications shall include operating temperature to 250° F., minimum number of fan drive belts required for load and number of belts provided. 1.5 x the minimum drive belts required shall be installed.
6. Detailed description of the required testing criteria in Section 909.10.2. Printed reports must be maintained on site in the fire command center.
7. Final acceptance testing plan indicating systems testing. Refer to Section 909.10.1.

N103.6.1 Firefighter's smoke control panel (FSCP). Firefighter's smoke control panel submission shall bear the stamp and signature of a professional engineer licensed by the State of Colorado and shall incorporate the items below as well as a complete sequence of operation for all activation modes.

N103.6.1.1 The following features shall be incorporated and color-coded as follows:

1. General building layout (black lines on white background)
2. Exhaust systems – RED
3. Pressurization systems – GREEN
4. Garage supply and exhaust systems shall be energized manually to purge smoke (ON –AUTO only). System need not be connected to emergency power. The status of smoke control equipment shall be indicated by LED lamps and appropriate legends. Fans, major ducts and dampers within the building that are components of the smoke control systems shall be clearly identified as to purpose (e.g., “**STAIR PRESSURIZATION FAN**”) on the FSCP. Lettering shall be 16 point Helvetica bold; equipment identification (e.g., “**SPF-1**”) shall be 12 point Helvetica bold.

N103.6.1.2 LED status indicators shall be provided for each component of the smoke control system as follows:

1. Fans operating, dampers open, power on – GREEN
2. Fans off, dampers closed – YELLOW
3. Fans and dampers fault status – YELLOW

4. Duct detectors as required in accordance with IFC Section 907.3.1, as amended, shall be identified – YELLOW
5. Provide lamp test with momentary contact push button(s) to illuminate all LED's simultaneously.
6. All status LED's shall be active all the time.

N103.6.1.2.1 Monitoring for fault status for pressurization and smoke removal fans shall include:

- a. Loss of power to the fan.
- b. Open electrical disconnect at pressurization and smoke removal fan, whether the fire alarm system is in alarm or not.
- c. Fan fails to move air by program or switch on FSCP.

N103.6.1.2.2 When the fire alarm system is not in alarm, moving a switch on the firefighters smoke control panel out of the "auto" position shall, in addition to the fault light, cause a supervisory signal to the FACP.

N103.6.1.3 The FSCP shall provide control capability over all smoke-control system equipment within the building. Control switches are active only during an alarm condition except through a secured and supervised bypass method approved by the Fire Department.

1. ON-AUTO-OFF control over each individual piece of operating smoke control equipment that can also be controlled from other sources within the building. This includes; stairway pressurization fans, smoke exhaust fans, supply, return and exhaust fans, elevator shaft pressurization fans and other operating equipment used or intended for smoke control purposes.
2. OPEN-AUTO-CLOSE control over individual dampers relating to smoke control and that are also controlled from other sources within the building.
3. ON-OFF or OPEN-CLOSE control over smoke control and other critical equipment associated with a fire or smoke emergency and that can only be controlled from the fire-fighter's control panel.

Exceptions:

1. Complex systems, when approved by the fire code official, where the controls and indicators are combined to control and indicate all elements of a single smoke zone as a unit.
2. Complex systems, when approved by the fire code official, where the control is accomplished by a computer interface using plain English commands.

N103.6.2 Control action and priorities. The firefighter's control panel actions shall be as follows:

1. ON-OFF and OPEN-CLOSE control actions shall have the highest priority of any control point within the building. Once issued from the firefighter's control panel, no automatic or manual control from any other control point within the building shall contradict the control action. Where automatic means are provided to interrupt normal, non-emergency equipment operation or produce a specific result to safeguard the building or equipment (i.e., duct freeze stats, duct smoke detectors, high-temperature cutouts, temperature-actuated linkage and similar devices), such means shall be capable of being overridden by the firefighter's control panel. The last control action as indicated by each firefighter's control panel switch position shall prevail. In no case shall control actions require the smoke control system to assume more than one configuration at any one time.

Exception: Power disconnects required by the NFPA 70 (NEC).

2. Only the AUTO position of each three-position fire-fighter's control panel switch shall allow automatic or manual control action from other control points within the building. The AUTO position shall be the normal, non-emergency, building control position. Where a firefighter's control panel is in the AUTO position, the actual status of the device (on, off, open, closed) shall continue to be indicated by the status indicator described above. When directed by an automatic signal to assume an emergency condition. All devices and indications shall assume the position required by the sequence of operations. In no case shall control actions require the smoke control system to assume more than one configuration at any one time.
3. Manual operation of any control switch from the "AUTO" position shall command the selected equipment to assume the position/operation required. Indicator lights shall register the appropriate change in state. When returned to the "AUTO" position while still in alarm mode, the equipment shall remain in the mode demanded by the last manual command.

N103.6.3 System response time. Smoke control system activation shall be initiated immediately after receipt of an appropriate automatic or manual activation command. Smoke control systems shall activate individual components (such as dampers and fans) in the sequence necessary to prevent physical damage to the fans, dampers, ducts and other equipment. The total response time for individual smoke control systems to achieve their desired operating mode shall not exceed the following time periods:

Fan operating at desired state – 75 seconds

Damper position travel – 60 seconds

N103.7 Emergency responder radio enhancement system (RES) shop drawings: Three (3) complete sets of shop drawings bearing the stamp and signature of a professional engineer licensed by the State of Colorado and containing the following:

1. Facility address and name where applicable
2. Name and address of system design and installation contractor with installation contractor DFD certificate number
3. Stamp and dated signature of a professional engineer licensed by the State of Colorado
4. Manufacturer cut sheets for all cables, connectors, terminations, amplifiers, UPS, batteries, and antenna
5. Manufacturer's installation instructions
6. Design calculations, (Link Budget) for signal levels at each terminal point and initial input signal strength
7. Wiring riser and distribution diagrams
8. Grounding details
9. Battery calculations
10. Location of all RES equipment
11. "North" reference arrow
12. Copies of FCC authorizations
13. Grid layout and test readings in accordance with Section 510.2.1.1

Exception: For buildings not classified as a high-rise, RES installation drawings may be processed on a walk-through basis.

N103.8 High-piled combustible storage installation drawings.

1. Two complete sets of scaled floor plans and vertical sections (as necessary) of the building showing locations and dimensions of use areas including office, battery storage, show rooms, etc. High-piled storage areas shall be depicted and identified including usable storage height for each area. Walls used to separate piles, rack systems, arrays, etc., shall be identified as well as their functions (e.g., fire wall, fire barrier, etc.) and ratings.
2. Scaled plans of all storage arrays identifying all aisles, cross-aisles, catwalks and similar access features.
3. Means of egress in sufficient detail to substantiate compliance of all components with IFC Chapter 10, as amended. Floor plans shall be of sufficient clarity and scale to determine travel distance, dead-end corridors, aisle widths, etc.
4. Location of required fire department access doors. Height above adjacent floors, landings, grade planes, etc. shall be identified.
5. Typical scaled sections of each unique rack showing rack height, storage height, number of tiers within each rack, dimensions and locations of catwalks, bridges, pass-throughs, and transverse and longitudinal flues.
6. Fire sprinkler data sheets providing existing or new fire sprinkler design criteria.
7. Clearance between top of storage and the sprinkler deflectors for each storage arrangement.
8. Maximum pile volume for each storage array.
9. Completed Hazards Material Inventory Statement (HMIS) and Hazardous Material Management Plan.
10. Location and classification of commodities in accordance with IFC Section 3203.
11. Location of commodities which are banded or encapsulated.
12. Type and description of fire suppression and detection systems.
13. Location of all valves controlling the water supply for all standpipes and sprinklers (ceiling, in-rack, etc.).
14. A roof or reflected ceiling plan showing the types, locations and specifications of curtain boards, other draft curtains, and all active and passive smoke removal/exhaust systems.
15. A structural analysis including rack and pile stability under seismic loads shall be submitted. Analysis shall also account for occupancy, wind and snow loading in storage systems exposed to such. Analysis shall be in accordance with IBC Chapters 16 and 22 noting Technical Assistance in accordance with 2016 IFCA Section 104.7.2 may be required for specialized systems falling outside the applicability of these chapters. Installation and use of manufactured and pre-engineered storage systems shall also be in accordance with the systems listings, where applicable, and manufacturer specifications.

16. Any additional information required by the fire code official regarding required design features, commodities, storage arrangement, fire protection, access, egress, etc., within the high-piled storage areas.

N103.9 Fire Department walk-through for kitchen hood extinguishing system. Provide two (2) sets of engineered plans for the suppression system that include the following information:

1. Systems shall be UL-300 listed and compliant with NFPA 96
2. Product cut sheets (panel, nozzles, cylinders, etc.)
3. All nozzle locations
4. Location of manual pull station 10 ft. from hood and next to the exit door
5. Kitchen hood shall be zoned separately and annunciated separately to the building FACP where provided
6. One duct required for every 12 ft. of hood
7. Nozzle types and flow point calculation
8. Shop drawings signed by professional engineer licensed by the State of Colorado

N103.10 Installation or alteration of conveyances submittal procedures. Provide two (2) complete sets of shop drawings for the installation or alteration of any conveyance in accordance with Section 919. All drawing submittals shall include equipment manufacturer's specification sheets for all components and a copy of the City-approved construction floor plan with the locations of all conveyances identified. Where inclined platform lifts and stairway chair lifts are specified, the City-approved construction plans shall include dimensions of the width of the associated stairway(s). All equipment is listed and labeled for the intended application. Prior to commencing work, a licensed elevator contractor is required to submit plans for approval to the Denver Fire Department, Fire Prevention Division (FPD), 745 West Colfax Avenue, Denver, CO 80204.

N103.10.1 New Conveyance Installations. The following items must be included in the plan submittal to FPD:

1. A completed Conveyance Installation or Alteration Permit Application for the proposed equipment installation.
2. **Two Complete Sets of Layout Drawing(s).** Drawings must be submitted in one (1) hard-copy format and one (1) electronically in PDF format containing the following information:
 - a. All drawings must bear the signature and seal of a Colorado registered architect and/or professional engineer responsible for the conveyance design.
 - b. Layout drawings shall be dimensional and indicate that the conveyance meets the requirements set out in the currently adopted ASME A17.1 or ASME A18.1. Any drawings not indicating the proper code edition will be returned to the contractor for correction and resubmittal.
 - c. Approved layout drawings are the property of the building owner and shall remain on site at all times.
 - d. Documentation stating that material for the car enclosure, enclosure linings and floor coverings (other than metal or glass) conform to the following:

- 1) ASTM E 84, ANSI/UL 723, for car enclosure and the enclosure lining with a flame spread rating of 0 to 75, and smoke development of 0 to 450.
- 2) ASTM E 648 with a critical radiant flux of not less than 0.45 W/cm² for floor covering and underlayment.

If, at the time of application, the interior car material is unknown, FPD may issue an initial Installation Permit to install the conveyance. An Alteration Permit must be obtained before the car interior is installed.

- e. Layout drawing shall include a page that details the following information in Table format.
 - 1) Applicable code reference (Current adopted code or standard ASME A17.1, A18.1, ASCE 21)
 - 2) Job/Contract number
 - 3) Rated capacity
 - 4) Rated speed
 - 5) Total travel
 - 6) Landings front/rear
 - 7) Suspension means type (wire ropes, coated steel belts)
 - 8) Suspension means size
 - 9) For elevators that travel 60 ft or more a communication system that conforms to ASME A17.1 currently adopted edition. If a Fire Command Center (FCC) is present, this communication system shall be located in the FCC. If an FCC is not provided, the location shall be field approved.
 - 10) Emergency/Standby power (Generator, specify quantity of elevators able to operate simultaneously)
 - 11) Identification if hoistway is pressurized
 - 12) Elevator designated as fire service access elevator
 - 13) Elevator platform sized to accommodate an ambulance stretcher in accordance with IBC Section 3002.4.
 - 14) Top of car handrail provided

N103.10.2 All Elevators (including LU/LA's, dumbwaiters/material lifts) layout drawings shall also include the following project information:

1. Building name, address and conveyance State registration number.
2. Required clearances and basic dimensions.
3. Location of the Fire Command Center where required by this code.
4. Layout of the elevator annunciator panel where required by this code.
5. Layout of the car operating panel and hall call stations.
6. Quantity and designations of elevator(s) operational simultaneously on an emergency or standby power generator, where provided. All elevators must be manually transferrable to the emergency or standby power source.

7. Primary and alternate floor locations (as determined by FPD).
8. Conformance of the flashing fire hat signal to Section 907.3.3.5.
9. Conformance of the Fire Emergency Operation to Denver Building Code for pressurized shafts in accordance with Section 907.3.3.4 Exception.
10. Maximum bracket spacing (see ANSI A17.1 Section 2.23 or 3.23).
11. Estimated maximum vertical forces on the guide rails on application of the safety or other retarding device (see ANSI A17.1 Section 2.23 and 2.19.3 or 3.23).
12. In the case of freight elevators for Class B or C loading (see ANSI A17.1 Section 2.16.2.2), the horizontal forces on the guiderail faces during loading and unloading, and the estimated maximum horizontal forces in a post-wise direction on the guiderail faces on the application of the safety device (see ANSI A17.1 Section 2.23 or 3.23).
13. Size and linear weight kg/m (lb/ft) of any rail reinforcement, where provided (see ANSI A17.1 Section 2.23 or 3.23).
14. Total static and impact loads imposed on machinery and sheave beams, supports, and floors or foundations (see ANSI A17.1 Section 2.9).
15. Impact load on buffer supports due to buffer engagement at the maximum permissible speed and load (see ANSI A17.1 Section 8.2.3).
16. Total static and dynamic loads from the governor, ropes, and tension system.
17. Horizontal forces on the building structure stipulated by ANSI A17.1 Sections 2.11.11.8 and 2.11.11.9.
18. Rated speed and operating speed in the down direction.
19. Identification of welding in conjunction with work. Hot work permit is required (other than for tack welds) or may be included in elevator permit when approved; include in elevator permit scope.
20. Identification if hoistway is pressurized.

N103.10.2.1 Electric Elevators (including LU/LA's, dumbwaiters/material lifts):

1. Where compensation tie-down is applied (see ANSI A17.1 Section 2.21.4.2), the load on the compensation tie-down supports
2. Maximum upward movement (see ANSI A17.1 Section 2.4.6)

N103.10.2.2 Hydraulic Elevators (including LU/LA's, Dumbwaiters/Material Lifts):

LU/LA Elevators:

1. Net vertical load from the elevator system, which includes the total car weight and rated load; plunger, cylinder, and oil; and any structural supports

2. Outside diameter and wall thickness of the cylinder, plunger and piping, and the working pressure
3. Minimum grade of pipe (ASTM or recognized standard) required to fulfill the installation requirements for pressure piping, or in lieu of a specific grade of pipe, the minimum tensile strength of pipe to be used for the installation (see ANSI A17.1 Section 3.19)
4. Length of the plunger and cylinder
5. Clearance between the bottom of the plunger and the bottom head of the cylinder as required by ANSI A17.1 Section 3.18.3.3

N103.10.2.3 Escalators/Moving Walks. Layout drawings shall, in addition to other data, indicate the following:

1. Building name, address and State registration number
2. Whether escalator to be installed indoors or outdoors
3. Maximum speed (escalators 100fpm; moving walks up to 180fpm depending on angle of inclination)
4. Angle of inclination (escalators not to exceed 30degrees; moving walks not to exceed 12degrees)
5. Rise and length

N103.10.2.4 Vertical Platform Lift (VPL) and Inclined Platform Lift (IPL). Layout drawings shall, in addition to other data, indicate the following:

1. Building name, address and State registration number
2. Number for landings (stops)
3. Whether the lift is to be installed indoors or outdoors
4. Type of drive
5. Total travel (not to exceed 14ft, VPL)
6. Speed (not to exceed 30ft/min)
7. Capacity (not to exceed 750lbs)
8. Clear platform width and length (not to exceed 18sf for VPL and 12sf for IPL)
9. Type of lift controls
10. Power supply

N103.10.3 Altered Conveyances (all conveyances): Layout drawings shall contain the following information:

1. A detailed list of the components that are to be altered.
2. A scope of work shall be attached to the permit application form.

3. If the scope of work includes altering of Fire Emergency Operation, the elevator contractor shall provide documentation that the current fire alarm panel is capable of fire recall or that a permit to alter/install a new fire alarm panel has been issued.
4. If the scope of work includes the interior of the car enclosure, documentation as stated above shall be provided.
5. All drawings must bear the signature and seal of a Colorado registered architect and/or professional engineer responsible for the conveyance design.

N103.11 Emergency alarm system shop drawings submittal. Two (2) complete sets of shop drawings shall be submitted for permit application in accordance with this Section.

N103.11.1 Emergency alarm shop drawings shall contain the following information:

1. Exact address, including building and unit numbers; location of work; name and address of responsible design agency.
2. Building code occupancy classification(s) for each area or room.
3. Manufacturers' specification sheets for all equipment, appliances and devices.
4. Code reference used as a basis of design, including any administrative modifications or Board of Appeals decisions. Type of system and reason system is being provided.
5. Installation codes and standards used.
6. Complete sequence of operation input/output matrix with initiating events (input) as the rows and response events (output) as the columns.
7. Voltage drop calculations for notification circuits and battery calculations for secondary power supply.
8. Scaled drawings of each area where work on the emergency alarm system is proposed, including north arrow, building address and local street intersections. The drawings shall show the locations of all equipment, initiating devices, notification appliances, signage, and room designations.
9. One-line diagram showing scope of work and identifying initiating devices, notification appliance.es, conductors, etc.
10. Symbol list with quantities of each device or equipment.
11. Primary power supply connection details and type of secondary power supply.
12. Description of connection to building fire or sprinkler alarm system.
13. Seal and signature of a Colorado registered professional engineer.

N103.12 Area of rescue assistance communication - Required Information for "walk-through." Two (2) complete sets of plans shall be submitted that include the following (as applicable):

1. Completed permit application
2. Building code occupancy classification
3. Manufacturers' specification sheets and equipment listing sheets for new equipment and devices
4. Installation codes and standards used
5. Type of system and reason system is provided (required, non-required)
6. Sequence of operation
7. Backup battery calculations

8. Shop drawings, drawn to scale, including a drawing for each building level involved, with a north arrow for compass orientation and depicting all call boxes, master stations and power supplies. Shop drawings shall bear the seal and signature of a professional engineer licensed by the State of Colorado.
9. One-line diagram.
10. Site address
11. Mounting heights for call boxes
12. Primary power supply connection details and symbol list

N103.13 Emergency and standby (required or optional) power generator shop drawings submittal. Two (2) complete sets of shop drawings shall be submitted for permit application in accordance with this Section.

N103.13.1 Emergency and standby (required or optional) power generator shop drawings shall contain the following information:

1. Exact address, including building and unit numbers; location of work; name and address of responsible design agencies.
2. Building code analysis.
3. Code reference used as a basis of design, including any administrative modifications or Board of Appeals decisions. Type of generator system and reason system is being provided. Installation codes and standards used.
4. Manufacturers' specification sheets for all equipment (i.e., generator, vent piping, fill connection and piping, overfill spill containers, overfill prevention alarms and automatic shut off valve, etc.) including fuel tank(s), where applicable.
5. Provide size of fuel tank (i.e., useable capacity) and load duration calculations for the sizing of the proposed fuel tank.
6. Scaled drawings indicating the location (inside or outside the building) and layout of the proposed generator and supply tanks where applicable. The drawings shall locate the new generator in relation to existing buildings, property lines, street/alley right of way lines and transformers for exterior generators and the room construction for interior generators.
7. Provide engineered foundation plan/details for exterior generator including vehicle impact protection. For interior generators, provide a structural engineers' report for the floor support.
8. Provide normal and emergency venting with piping diagrams and elevations.
9. Provide fill pipe connection location with piping diagrams and elevations.
10. Provide overfill prevention including spill containers, audible/visual alarms and automatic shut off of the flow of fuel to the tank.
11. Provide engine exhaust systems including the exhaust termination outside the building for inside generators.
12. Provide an identified/labeled remote manual stop station outside the room housing the generator or external to the weatherproof enclosure if located outside.
13. Provide generator remote status panel. Indicate the proposed location of the remote status panel and the safety indicator functions. A graphic map to assist the responding fire fighters shall be provided adjacent to the remote status panel indicating the location of the generator, equipment served by the generator, location of emergency disconnect and remote manual stop station.
14. Seal and signature of a Colorado registered professional engineer or architect.

**2016 AMENDMENTS TO THE 2015
EDITION OF THE INTERNATIONAL
EXISTING BUILDING CODE
AND APPENDICES AS PUBLISHED
BY INTERNATIONAL CODE
COUNCIL (ICC)**



CHAPTER 1

SCOPE AND ADMINISTRATION

PART 1 – SCOPE AND APPLICATION

SECTION 101 GENERAL

Section 101.4.2 Buildings previously occupied is replaced in its entirety with the following:

[A] 101.4.2 Buildings previously occupied. The legal occupancy of any building existing on the date of adoption of this code shall be permitted to continue without change, except as is specifically covered in this code, the *International Fire Code*, or as is deemed necessary by the *code official* for the general safety and welfare of the occupants and the public.

PART 2 – ADMINISTRATION AND ENFORCEMENT

Sections 103 through 117 are deleted in their entirety.

Refer to Administration of the 2016 Denver Building Code Chapter1 for administration and enforcement provisions.

CHAPTER 2 DEFINITIONS

SECTION 202 GENERAL DEFINITIONS

Section 202 General Definitions is amended by adding item 3 to the definition of Dangerous as follows:

3. The ratio of the code-required demand, using strength design or load and resistance factor design load combinations per Chapter 16 of the *International Building Code*, excluding earthquake forces, to the in-place design capacity (strength), including design strength reduction factors or resistance factors, as appropriate, exceeds 1.5.

Section 202 General Definitions is amended by replacing item 2 for the definition of Substantial Structural Damage as follows:

2. The capacity of any vertical gravity load-carrying component, or any group of such components, whose tributary area is greater than 30 percent of the total area of the structure's floor(s) and roof(s) has been reduced more than 20 percent from its predamage condition and the remaining capacity of such affected elements, with respect to all dead, live, and snow loads, is less than 75 percent of that required by this code for new buildings of similar structure, purpose and location.

CHAPTER 3

PROVISIONS FOR ALL COMPLIANCE METHODS

SECTION 302 GENERAL PROVISIONS

Section 302.2 Additional codes is replaced in its entirety with the following:

302.2 Additional codes. *Alterations, repair, additions and changes of occupancy to, or relocation of, existing buildings and structure shall comply with the provisions for alterations, repair, additions and changes of occupancy or relocation, respectively, in this code and the International Energy Conservation Code, International Fire Code, International Fuel Gas Code, International Mechanical Code, International Plumbing Code, International Residential Code and NFPA 70. Where provisions of the other codes conflict with provisions of this code, the provisions of this code shall take precedence.*

CHAPTER 4 PRESCRIPTIVE COMPLIANCE METHOD

SECTION 403 ALTERATIONS

Section 403.8 Roof diaphragms resisting wind loads in high-wind regions is deleted in its entirety.

SECTION 404 REPAIRS

Section 404.3 Substantial structural damage to gravity load-carrying components is replaced with the following (subordinate section to remain):

404.3 Substantial structural damage to gravity load-carrying components. Gravity load-carrying components that have sustained *substantial structural damage* shall be rehabilitated to comply with the applicable provisions of the *International Building Code* for dead, live, and snow loads. Existing gravity load-carrying structural elements shall be permitted to be designed for live loads approved prior to the damage. If the approved live load is less than that required by Section 1607 of the *International Building Code*, the area designed for the nonconforming live load shall be posted with placards of *approved* design indicating the *approved* live load. Nondamaged gravity load-carrying components that receive dead, live or snow loads from rehabilitated components shall also be rehabilitated or shown to have the capacity to carry the design loads of the *rehabilitation* design. New structural members and connections required by this *rehabilitation* design shall comply with the detailing provisions of the *International Building Code* for new buildings of similar structure, purpose and location.

CHAPTER 6 REPAIRS

SECTION 606 STRUCTURAL

Section 606.2.3 Substantial structural damage to gravity load-carrying components is replaced with the following (subordinate section to remain):

606.2.3 Substantial structural damage to gravity load-carrying components. Gravity load-carrying components that have sustained *substantial structural damage* shall be rehabilitated to comply with the applicable provisions for dead, live, and snow loads in the *International Building Code*. Undamaged gravity load-carrying components that receive dead, live or snow loads from rehabilitated components shall also be rehabilitated if required to comply with the design loads of the *rehabilitation* design.

CHAPTER 7
ALTERATIONS – LEVEL 1

SECTION 707
STRUCTURAL

Section 707.3.2 Roof diaphragms resisting wind loads in high-wind regions is deleted in its entirety.

CHAPTER 12 HISTORIC BUILDINGS

SECTION 1201 GENERAL

Section 1201.2 Report is replaced in its entirety with the following:

1201.2 Report. A historic building undergoing repair, alteration, or change of occupancy shall be investigated and evaluated. If it is intended that the building meet the requirements of this chapter, a written report shall be prepared and filed with the code official by a registered design professional when such a report is necessary in the opinion of the code official. Such report shall be in accordance with Sections 132 and 133 of the Denver Building Code where compliance with other chapters of these provisions would be damaging to the contributing historic features or character, or historic form, fabric or function of the building. For buildings assigned to Seismic Design Category D, E or F, a structural evaluation describing at a minimum, the vertical and horizontal elements of the lateral force-resisting system and any strengths or weaknesses therein shall be prepared. Additionally, the report shall describe each feature that is not in compliance with these provisions and shall demonstrate how the intent of these provisions is complied with in providing an equivalent level of safety.

Exception: For small discreet projects only, if a design professional is not required to prepare drawings and specifications for the project and no such professional is involved with the project, the code official has the authority to allow the report to be prepared by a licensed contractor who is responsible for the work.

SECTION 1202 REPAIRS

Section 1202.4 Replacement is replaced in its entirety with the following:

1202.4 Repair and Replacement. Repair and replacement of existing or missing features using original materials shall be permitted. Partial replacement for repairs that match the original in configuration, height and size shall be permitted. Such replacements shall not be required to meet the materials and methods requirements delineated elsewhere in the *International Existing Building Code*.

Replacement glazing in hazardous locations shall comply with the safety glazing requirements of Chapter 24 of the *International Building Code*.

Exception: Glass block walls, louvered windows, and jalousies repaired with like materials.

SECTION 1203 FIRE SAFETY

Section 1203.4 Transoms has been amended by adding an exception to read as follows:

1203.4 Transoms. In fully sprinklered buildings of Group R-1, R-2 or R-3 occupancy, existing transoms in corridors and other fire-resistance-rated walls may be maintained if fixed in the closed position. A sprinkler shall be installed on each side of the transom.

Exception: Transoms conforming to 1205.8 shall be accepted in un-sprinklered buildings.

Section 1203.9 Stairway railings is replaced in its entirety with the following:

1203.9 Stairway railings. Historically significant stairways as determined by the building official in consultation with the local preservation authority or the State Historic Preservation Office, shall be permitted to be accepted without complying with the handrail and guard requirements. Existing handrails and guards at all stairways shall be permitted to remain, provided they are not structurally *dangerous*, subject to approval by the building official.

Exception: This provision does not apply to exterior metal fire escapes.

Section 1203.10.2 Guard openings is replaced in its entirety with the following:

1203.10.2 Guard openings. The spacing between existing intermediate railings or openings in existing ornamental patterns shall be accepted. Missing elements or members of a guard may be replaced to match historic features of the building or structure.

CHAPTER 13 RELOCATED OR MOVED BUILDINGS

SECTION 1301 GENERAL

Section 1301.2 Conformance is replaced in its entirety with the following:

1301.2 Conformance. The building shall be safe for human occupancy as determined by the *International Fire Code*. Any *repair, alternation, or change of occupancy* undertaken within the moved structure shall comply with the requirements of this code applicable to the work being performed. Any field-fabricated elements shall comply with the requirements of the *International Building Code* or the *International Residential Code* as applicable.

CHAPTER 14 PERFORMANCE COMPLIANCE METHODS

SECTION 1401

GENERAL

Section 1401.2 Applicability is amended by replacing the first sentence in this section with the following:

1401.2 Applicability. Structures constructed prior to the adoption of the 1976 Denver Building Code, in which there is work involving *additions, alterations or changes of occupancy* shall be made to conform to the requirements of this chapter or the provisions of Chapters 5 through 13.

Section 1401.3.2 Compliance with other codes is replaced in its entirety with the following:

1401.3.2 Compliance with other codes. Buildings that are evaluated in accordance with this section shall comply with the *International Fire Code*.

SECTIONS 1402 - 1407 CONCERNING THE REHABILITATION OF EXISTING BUILDINGS BUILT PRIOR TO 1965 IS ADDED AS FOLLOWS.

SECTION 1402

REHABILITATION OF EXISTING BUILDINGS BUILT PRIOR TO 1965

1402.1 Scope. This Chapter may be applied to the rehabilitation of all existing buildings, structures, and utilities of any occupancy classification, except Group H Occupancy, which were built before January 1, 1965. This Chapter shall supersede all the requirements of this code that are in conflict with the provisions of this Chapter, except the requirements of Chapter 1 relating to unsafe buildings, structures or utilities.

1402.2 Intent. The intent of this Chapter of the Code is to allow for cost-effective and efficient renovation of existing buildings that are built before January 1, 1965 which may not meet the strict letter of present building and fire codes, but that still meet basic life-safety standards.

1402.3 Declaration. It is hereby declared, as a matter of public policy, that the rehabilitation, preservation and restoration of older buildings, located within the City and County of Denver, are a public necessity and are required in the interest of the general welfare of the people. Special consideration shall be given to buildings that are structures for preservation or contributing structures in Districts for Preservation.

1402.4 Exception for the Rehabilitation of Existing Buildings. Buildings, structures and utilities conforming with Section 1402.1 of this code may be granted an exception from the requirements of this Code, concerning the repair, rehabilitation or change of use or occupancy of such building, structure or utility. No exception shall be granted unless the following conditions exist:

1. The building, structure or utility is built prior to January 1, 1965; and,
2. The building, structure or utility is structurally sound and the proposed repair, rehabilitation or change of use or occupancy will substantially improve the use, safety and welfare of the occupants. The Committee or Building Official, in making this decision, may request an engineer's or architect's report to determine the condition of the building, structure or utility.

SECTION 1403
REHABILITATION COMMITTEE

1403.1 Creation. There is hereby created the Rehabilitation Committee composed of 9 members who shall be appointed by the Mayor for terms of 2 years. The terms shall be staggered to allow for continuity. The Board members may petition to be considered for additional terms.

1403.2 Composition. The Committee membership shall consist of at least one representative of the following fields:

1. Architect with broad based experience in the field of architecture.
2. Contractor possessing a Building Contractor Class A or Class B license for the City and County of Denver.
3. Fire Protection engineer or degreed code consultant.
4. Preservationist, a person with expertise in historic preservation of buildings and structures.
5. Person with expertise in real estate, real estate development or real estate financing.
6. Person with expertise in accessible design or construction to represent the Commission of People with Disabilities of the City and County of Denver.
7. Person with expertise in the field of Mechanical, Electrical, Plumbing (MEP).
8. A registered professional engineer with expertise in lateral stability of structures and expertise in unreinforced masonry buildings.

1403.3 City Representation. The Building Official and the Chief of the Fire Prevention and Investigation Division or their designees shall be ex-officio members of the Committee, but shall have no voting power. A liaison to the Mayor's Office shall be established.

1403.4 Removal. The Mayor may remove any member of the Committee for cause, or when recommended by the chair. Cause may include, but is not limited to, absence form more than 3 meetings in a row.

1403.5 Vacancy. The Mayor may fill any vacancy for the remaining time of the term.

SECTION 1404
COMMITTEE ACTIVITIES

1404.1 Support. The Agency shall provide the Committee with a coordinator and secretary. The coordinator may be, but need not be, the Building Official or his designee.

1404.2 Meetings. There shall be at least one meeting per month unless there is no work for the Committee to conduct. A simple majority of the Committee shall be necessary to conduct business. Guidelines shall be established to govern the activities of the Committee. The Committee may hold meetings to inspect the physical condition of subject buildings. All meetings of the Committee shall be open to the public. At the meeting, the Committee and the applicant are encouraged to discuss the application, the requested variances and possible

options and changes to the application in order to meet necessary health and safety requirements in a manner that is acceptable to all parties.

1404.3 Recommendation. The Committee shall make a recommendation as to any variances requested by the applicant and forward it to the Building Official. The Building Official shall grant the recommended variances within two (2) weeks after receipt of the Committee’s recommendation unless the Building Official determines, by clear and convincing evidence, that the variance would cause imminent peril to life or property. Such a determination must be made in writing and forwarded to the applicant and the Committee. The Chief of the Fire Prevention and Investigation Division shall provide written comments concerning the variance to the Building Official. The Building Official shall consider any such comments when making such determination and make them part of the record. Failure to comply with present codes shall not, in and of itself, constitute clear and convincing evidence of imminent peril to life or property.

Policy Recommendations: The Board may recommend policies to the Building Official for his review and approval.

1404.4 Compensation Each member of the Committee, except those that are City employees, shall be all volunteer and are not compensated.

**SECTION 1405
APPLICATION AND FEE**

1405.1 Application Form. Prior to any action by the Committee, an application for a variance shall be filed with the Agency on a form approved by the Committee.

1405.2 Application Fee. A nonrefundable fee of \$150.00 shall accompany the application. Checks shall be made payable to the Manager of Finance.

**SECTION 1406
APPLICATION REVIEW PROCEDURE**

1406.1 Submittal of Application. Application for a variance shall be submitted to the Building Official by the last Wednesday of the month. If the issues for a variance cannot be resolved by the first Wednesday of the month, the application shall be directed to the Rehabilitation Committee for its review and recommendation at their next meeting.

1406.2 Stay of Enforcement. The application for a variance shall stay enforcement of any outstanding order or denial unless the Building Official certifies that a stay of the order or denial would cause imminent peril to life or property.

**SECTION 1407
DECISION OF THE COMMITTEE**

1407.1 Acceptance. The decision on the application for variance shall be sent to the applicant and to the committee. Decisions shall be filed with the Clerk & Recorder as a matter of public record.

1407.2 Denial by Committee. A denial of a variance by the Building Official based on a Committee recommendation for denial may be appealed to the Board of Appeals under the Administrative Provisions Section 109.

1407.3 Denial by the Building Official. A denial of a variance by the Building Official contrary to the recommendation of the Committee because of clear and convincing evidence that the variance would cause imminent peril to life and property may be appealed to the Manager of Community Planning and Development. Upon an appeal, the Executive Director of Community Planning and Development shall decide whether the Building Official has clear and convincing evidence of imminent peril to life or property with which to deny the variance. If the Executive Director of Community Planning and Development determines that the Building Official has met the burden of proof, the Building Official's denial of the variance shall be upheld.

1407.4 Denial by Chief of Fire Prevention. A denial of a variance by the Chief of Fire Prevention and Investigation Division, contrary to the recommendation of the Committee, may be appealed to the Manager of Safety.

1407.5 Period of Variance. Variance approved for the rehabilitation of existing buildings, structures, and utilities pursuant to this Chapter, based on the original application, shall be valid for a period of 2 years from the date of approval, after which period the variance shall lapse and become void unless a building permit has been issued within said period and is not thereafter cancelled.

**IEBC APPENDICES
STATUS OF APPENDICES ON ADOPTION**

Appendix B, Section B101 is adopted.

2016 AMENDMENTS TO THE 2015 EDITION OF THE INTERNATIONAL RESIDENTIAL CODE AND APPENDICES AS PUBLISHED BY INTERNATIONAL CODE COUNCIL (ICC)

The content of the sections in this Code that begin with a letter or letters designations are maintained by other City or State entities.

| | |
|--------------|--|
| [B] | Denotes International Building Code |
| [P] | International Plumbing Code |
| [R] | International Residential Code |
| [EB] | Existing Building |
| [CRS] | Colorado Revised Statute |
| [PW] | Public Works/Wastewater Management |

CHAPTER 1 ADMINISTRATION

SECTION R101

TITLE, SCOPE AND PURPOSE

[R] Section R101.1 Title is replaced in its entirety with the following:

R101.1 Title. These provisions shall be known as the Residential Code for One and Two-Family Dwellings of the City and County of Denver, and shall be cited as such and will be referred to herein as “this Code”.

[R] Section R101.2 Scope is amended by replacing the Exceptions with the following:

Exceptions:

1. Live/work units complying with the requirements of the International Building Code shall be permitted to be built as one- and two-family dwellings or townhomes. Fire suppression shall be as required by IFC Section 903.3.1.2.
2. Owner-occupied lodging houses with five or fewer guestrooms shall be permitted to be constructed in accordance with the International Residential Code for One- and Two-family Dwellings where equipped with a fire sprinkler system in accordance with IFC Section 903.3.1.2.
3. The provisions of Section 3112 of the Denver Amendments to the International Building Code shall apply to the construction, alteration, movement, enlargement, replacement, repair, equipment, use, and occupancy of Manufactured Homes.

[R] Section R102.4.1 is added:

R102.4.1. Chapter 33 “Safeguards During Construction” of the IBC and the Denver Amendments thereto shall apply to all work regulated by the IRC.

Section R102.7 Existing structures is replaced in its entirety with the following:

R102.7 Existing structures. The legal occupancy of any structure existing on the date of adoption of this code shall be permitted to continue without change, except as specifically covered in this code or the *International Fire Code*, or as is deemed necessary by the *building official* for the general safety and welfare of the occupants and the public.

Sections R103 through R114 are deleted in their entirety. The “Administration of the 2016 Denver Building Code” provisions shall govern.

CHAPTER 2 DEFINITIONS

SECTION R202 DEFINITIONS

Section R202 is modified by adding the definition of sleeping room as follows.

1. **Sleeping room.** Any habitable room with a closet; however, if an adjoining room with a closet is accessed through this room, then it need not be considered a sleeping room unless otherwise approved by the *Building Official* or designee.

CHAPTER 3 BUILDING PLANNING

SECTION R301 DESIGN CRITERIA

Table R301.2(1) CLIMATIC AND GEOGRAPHIC DESIGN CRITERIA, and footnotes, is replaced with the following:

**Table R301.2(1)
CLIMATIC AND GEOGRAPHIC DESIGN CRITERIA**

| GROUND SNOW LOAD | WIND DESIGN | | | | SEISMIC DESIGN CATEGORY | SUBJECT TO DAMAGE FROM | | | WINTER DESIGN TEMP | ICE BARRIER UNDERLAYMENT REQUIRED | FLOOD HAZARDS | AIR FREEZING INDEX | MEAN ANNUAL TEMP |
|------------------|--------------|---------------------|----------------------------------|-------------------------|-------------------------|-------------------------|------------------|------------|--------------------|-----------------------------------|---------------|--------------------|------------------|
| | Speed (mph) | Topographic effects | Special wind region ^b | Wind-bourne debris zone | | Weathering ^a | Frost line depth | Termite | | | | | |
| 35 psf | 115/125 /140 | No | Yes | No | B | Severe | 36 inches | Slight/Mod | 1° C | No | 1978 | 712 | 40-45 |

a. The grade of masonry units shall be determined from ASTM C 34, C 55, C 62, C73, C 90, C129, C 145, C216 or C652.

b. See IBCA Section 1609 for additional information.

SECTION R302 FIRE-RESISTANT CONSTRUCTION

Section R302.1 Exterior walls is amended by adding Exception 6.

Exceptions:

6. Where the zoning ordinance establishes a minimum ten feet clear separation distance between the exterior walls of adjacent one and two family dwellings located on separated properties and allows one building to be closer to actual property line than the other, the imaginary line provision of IBC Section 705.3 may be used. The exterior wall shall not be located less than three feet to the actual property line.

The location of the assumed imaginary line with relation to both buildings shall be such that the exterior wall, openings, projections and penetrations meet the criteria set forth in IRC Section R302.1 and IRC Table 302.1.

SECTION R305 CEILING HEIGHT

Section R305.1 Minimum height is amended by adding Exception 4.

Exceptions:

4. The ceiling height in basements built prior to October 1990 may be a minimum of 6 feet 8 inches with a minimum clearance of 6 feet 4 inches to any ceiling projection caused by

beams, ducts or pipes. If unusual circumstances are present, ceiling heights lower than 6 feet 8 inches are subject to the approval of the Building Official.

Section R305.1.1 Basements is amended by replacing the Exception with the following:

Exception:

At beams, girders, ducts, stair headroom, and other obstructions, the ceiling height shall be not less than 6 feet 4 inches (1931 mm) from the finished floor.

SECTION R313

AUTOMATIC FIRE SPRINKLER SYSTEMS

Section R313.1 Townhouse automatic fire sprinkler systems is amended by deleting the section and exception and replacing with the following:

Section R313.1 Townhouse automatic fire sprinklers systems. An automatic residential fire sprinkler system is not required in *townhouses*; however, if an automatic residential fire sprinkler system is installed in *townhouses*, it shall comply with R313.1.1.

Section R313.2 One- and Two-family dwellings automatic fire sprinkler systems is amended by deleting the section and exception and replacing with the following:

Section R313.2 One- and Two-family dwellings automatic fire sprinkler systems. An automatic residential fire sprinkler system is not required in one- and two-family dwellings; however, if an automatic residential fire sprinkler system is installed in one- and two-family dwellings, it shall comply with R313.2.1.

SECTION R315

CARBON MONOXIDE ALARMS

Section R315 Carbon monoxide alarms is modified to add an Exception:

Exception: Dwelling units described as being regulated by the IRC in IBC Sections 308.3, 308.5 or 310, shall comply with IFCA 915.

Section R315.1.2 Definitions is added.

R315.1.2 Definitions. The following terms are defined for the purposes of this section.

CO (CARBON MONOXIDE). A colorless odorless gas that is produced as a result of incomplete burning of carbon-containing fuels.

CO ALARM. A single-station device or multiple-station group of devices listed per UL 2034 having a sensor that responds to CO. CO alarm devices may be monitored by an alarm control unit, but shall be powered independently of the alarm control unit and shall function autonomously in the event the alarm control unit is nonfunctional.

FUEL FIRED APPLIANCE. An appliance that is fueled by carbon-containing solid, liquid, and/or gaseous fuels; this definition includes a fireplace.

MULTIPLE-PURPOSE ALARM. A single device that incorporates the capability to detect more than one hazard, such as smoke, vapors, and/or gases. Multiple purpose devices shall emit audible alarms in a manner

that clearly differentiates between the detected hazards.

MULTIPLE STATION ALARM. [1] A single alarm device capable of being physically or wirelessly interconnected to one or more similarly capable devices so the actuation of any one device causes the appropriate notification signal to occur in all interconnected devices. [2] An interconnected group of single-alarm devices defined in [1].

PLUG-IN. CO alarm with battery backup, installed by plugging into a standard electrical outlet for primary power.

SINGLE STATION ALARM. A single device comprised of a sensor, alarm-initiating device, control components, and an alarm notification appliance.

Section R315.2.1 is amended by adding the following language to the end of the section, and modifying items 1 and 2.

CO alarms shall be multiple-station and hard-wired with battery backup.

1. The *dwelling unit* contains a fireplace or other fuel-fired *appliance*.
2. The *dwelling unit* has an attached garage.

Section R315.2.2 is amended by adding the following language to the end of the section and adding Exception 3.

Installation of a fuel-fired appliance in the existing *dwelling* shall also require the *dwelling unit* to be equipped with carbon monoxide alarms located as required for new *dwellings*. CO alarms may be single-or multiple-station.

Exceptions:

3. Low power radio systems installed in accordance with NFPA 72, NFPA 720 and listed per UL 864 may be battery-powered.

Section R315.3 Location is replaced in its entirety with the following:

R315.3 Location. Carbon monoxide alarms in *dwelling units* shall be installed outside of every sleeping area within 15 ft. of the sleeping area doorway and in a central location on every occupiable level. Where a fuel-burning *appliance* is located within a bedroom or its attached bathroom, a carbon monoxide alarm shall be installed within the bedroom.

Section R315.5 Power Source is amended by adding Exception 3 as follows:

Exceptions:

3. Low power radio systems installed in accordance with NFPA 72, NFPA 720 and listed per UL 864 may be battery-powered.

Section R315.7 Visual notification is added as follows:

R315.7 Visual notification. Visual notification shall be provided in dwelling units required to be accessible to persons with disabilities. Such device shall be listed in accordance with UL 1971 for *Safety and Signaling devices for Hearing Impaired*.

Section R315.8 Maintenance is added as follows:

R315.8 Maintenance. CO alarms shall be maintained in proper working order in accordance with their listings and manufacturer's specifications.

**[CRS] SECTION R320
ACCESSIBILITY**

Section R320.1 Scope is amended by adding the following sentences:

In addition to the requirements of this section, the provisions of the Colorado Revised Statute 9-5 shall be applicable. CRS 9-5 is reproduced in Appendix R of the Denver Amendments to the IBC.

**SECTION R326
SWIMMING POOLS, SPAS AND HOT TUBS**

Section R326.1 General is replaced in its entirety with the following:

R326.1 General. The design and construction of swimming pools, spas and hot tubs shall comply with the 2016 Denver Building and Fire Code Amendments to the International Residential Code, Appendix V.

**SECTION R327
ELECTRIC VEHICLE CHARGING**

Section R327 Electric vehicle charging is added.

R327.1 Electric vehicle charging. For new one- or two-family dwellings, each with a dedicated attached or detached garage, a minimum continuous load of 4800VA shall be included as part of the electrical service load calculations. This additional load shall be permitted to allow the inhabitant(s) the installation of a charging station for electric vehicles without the need of upgrading the electrical service of the dwelling. In addition to the spare power capacity, the premise's electrical panel shall have at least two spare spaces for the installation of a 2-pole breaker for the charging station and conduit shall be routed from the electrical panel to the garage, unless wiring and receptacle for such use are installed.

Exception: Additions to existing one- or two-family dwellings and townhomes constructed per the IRC are exempt from this requirement.

CHAPTER 4 FOUNDATIONS

SECTION R401 GENERAL

[PW] Section R401.1 Application is amended by adding the following sentence:

Wastewater Management Division of Public Works regulates the requirements for excavation, grading and earthwork construction, including fills and embankments.

Section R401.4 Soil tests is replaced in its entirety with the following:

R401.4 Soil tests. The classification of the soil at each building site shall be determined when required by the Building Official. The Building Official may require that this determination be made by an engineer or architect licensed by the state to practice as such.

R401.4.1 Investigation. The classification shall be based on observation and any necessary tests of the materials disclosed by borings or excavations made in appropriate locations. Additional studies may be necessary to evaluate soil strength, the effect of moisture variation on soil bearing capacity, compressibility, liquefaction, and expansiveness.

Exception: In lieu of a complete geotechnical evaluation and when accepted by the Building Official, the load-bearing values in Table R401.4.1 shall be assumed.

R401.4.2 Reports. The soil classification and design bearing capacity shall be shown on the plans, unless the foundation conforms to Table R403.1(1), R403.1(2), or R403.1(3), and Figure R403.1(1) or R403.1.3, as applicable. The Building Official may require submission of a written report of the investigation, which shall include, but need not be limited to the following information:

1. A plot showing the location of the test borings and/or excavations.
2. Description and classifications of the materials encountered.
3. Elevation of the water table, if encountered.
4. Recommendations for foundation type and design criteria, including bearing capacity, provisions to mitigate the effects of expansive soils, provisions to mitigate the effects of liquefaction and soil strength, and the effects of adjacent loads.
5. Expected total and differential settlement.

CHAPTER 9 ROOF ASSEMBLIES

SECTION R903 WEATHER PROTECTION

Section R903.2.3 Flashing for single-ply roof systems is added:

R903.2.3 Flashing for single-ply roof systems. All flashing installations for single-ply roofing systems shall be installed per manufacturer's latest recommendations and details for the system.

Section R903.2.4 Flashing for interior roof drains is added:

R903.2.4 Flashing for interior roof drains. Flashing for interior roof drains shall be one of the following:

1. A minimum of 2 x 2 feet, 4-pound lead sheet or lead-copper coated sheet, set on completed felts in flashing cement. The metal shall be turned a minimum of ½ inch into a drain sump and plied with 2 plies of Type 4 felt or modified bitumen membrane of sufficient dimension to extend a minimum of 6 inches past metal sheet.
2. A 2-component drain system. The membrane flashing shall be polyvinylchloride sheet measuring 22 inches in length and factory-attached to the underside of the strainer flange. The membrane flashing shall be applied on top of the completed felt, shall extend a minimum of 6 inches from the outside diameter of the drain throat, shall be set into hot asphalt or approved sealants and plied in with 2 plies of Type 4 felt.

Drain details for single-ply systems shall be installed per manufacturers' specifications.

Section R903.2.5 Vertical projections is added:

R903.2.5 Vertical projections. All projections through the roof surface shall be properly flashed to prevent moisture entry.

1. Pipe penetrations shall be completed with a standard roof jack or manufacturer-recommended detail.
2. Pitch pans may be used to flash multiple penetrations with prior approval. Pourable sealer or sheet metal caps shall be used to seal pitch pans.

Section R903.2.6 Stucco is added:

R903.2.6 Stucco. Exterior wall finishes such as, but not limited to, stucco and siding on walls extending above the roof shall terminate a minimum of 8 inches above the finished roofing of a flat roof and 2 inches above shingle, shake and tile roofs.

Section R903.4.2 Equipment on roof is added:

R903.4.2 Equipment on roof. Equipment placed over roofing shall be supported by 8-inch legs or curbs bearing on the decking, which shall not inhibit the flow of water from the roof.

SECTION R905 REQUIREMENTS FOR ROOF COVERINGS

Section R905.2.8.2 Valleys item 3 is replaced by the following:

3. For closed valleys (valley covered with shingles), valley lining of one ply of smooth roll roofing comply with ASTM D 6380 and not less than 36 inches wide (914 mm) or valley lining as described in

Item 2 shall be permitted. Self-adhering polymer modified bitumen underlayment complying with ASTM D 1970 shall be permitted in lieu of the lining material.

Section R905.3.9 Inspection of tile roofs is added:

R905.3.9 Inspection of tile roofs. Mid-roof inspections shall be made to inspect battens and flashings. No more than 30 percent of the roofing shall be completed when requesting the inspection.

Section R905.5.2 Deck slope is replaced in its entirety with the following:

R905.5.2 Deck slope. Mineral surfaced rolled roofing (90 lbs.) shall not be applied on roof slopes below two units vertical in twelve units horizontal.

Exception: Detached garages, patios and carports open on three sides may have a slope of one unit vertical in twelve units horizontal.

Section R905.9.4 Flashing – new built-up roof covering is added:

R905.9.4 Flashing – new built-up roof covering. Flashing shall be installed on all vertical walls and curbs in accordance with the manufacturers' specifications and:

1. All old wall flashing shall be removed prior to installation of new flashing.
2. All flashings shall extend at least 8 inches, but not more than 12 inches, up all vertical surfaces and at least 4 inches from base of cant.
3. The top edges of the flashing shall be fastened at 3-inch intervals and sealed with plastic cement.
4. End laps shall be at least 3 inches long, and covered with 4 inches of mesh embedded in plastic cement.
5. All vertical walls and projections shall be counterflashed with a 2-piece metal system installed watertight.
6. Nailer strips shall be provided on vertical walls, drips in edge and curbs which will not accept conventional nailing.

CHAPTER 11

ENERGY EFFICIENCY

PART 1 – SCOPE AND APPLICATION

SECTION N1101

SCOPE AND GENERAL REQUIREMENTS

Section N1101.3 Compliance materials is amended by adding the following sentences at the end:

The results from a code compliant software program can be utilized to show compliance. REScheck™ – Residential Energy Code Compliance Software – is one program currently being accepted. This program developed by the Department of Energy can be downloaded for free at <http://www.energycodes.gov/rescheck>.

Section N1101.6 (R202) Defined terms is modified by deleting the definition of Historic Building and replacing it with the following:

HISTORIC BUILDING. Any building or structure that is one or more of the following:

1. Listed, or certified as eligible by the State Historic Preservation Officer of the Keeper of the National Register of Historic Places, in the National Register of Historic Places.
2. Designated as historic under an applicable state or local law.
3. Certified as a contributing resource within a National Register-listed, state-designated or locally designated historic district.

SECTION N1102 (R402)

BUILDING THERMAL ENVELOPE

Section N1102.1 General is replaced in its entirety with the following:

N1102.1 (R402.1) General (Prescriptive) The building thermal envelope shall meet the requirements of Sections N1102.1.1 through N1102.1.5

Exceptions:

The following low-energy buildings, or portions thereof, separated from the remainder of the building by building thermal envelope assemblies complying with this section shall be exempt from the building thermal envelope provisions of Section N1102 (R402).

1. Those with a peak design rate of energy usage less than 3.4 Btu/h · ft² (10.7 W/m²) or 1.0 watt/ft² of floor area for space-conditioning purposes.
2. Those that do not contain conditioned space.
3. Log homes designed in accordance with ICC 400.

Section N1102.4.1.2 (R402.4.1.2) Testing is replaced in its entirety with the following:

N1102.4.1.2 (R402.4.1.2) Testing The building or dwelling unit shall be tested and verified as having an air leakage rate not exceeding five air changes per hour in Climate Zones 1 and 2, and three air changes per hour in Climate Zones 3 through 8. Testing shall be conducted in accordance with ASTM E 779 or ASTM E 1827 and

reported at a pressure of 0.2 inch w.g. (50 Pascals). Where required by the *code official*, testing shall be conducted by an *approved* third party. A written report of the results of the test shall be signed by the party conducting the test and provided to the *code official*. Testing shall be performed at any time after creation of all penetrations of the *building thermal envelope*.

Exceptions:

1. R-2 occupancies that comply with section C402.5
2. Attached or stacked dwellings sharing one or more fire rated separation walls, floors, or ceilings, shall achieve an air leakage rate not to exceed 4 air changes per hour in Climate Zones 3 through 8. Where approved by the *code official*, guarded blower door testing, using multiple blower doors, shall be permitted to ensure that air leakage is measured from/to the outdoors and not from/to adjacent attached units.

During testing:

1. Exterior windows and doors, fireplace and stove doors shall be closed, but not sealed, beyond the intended weatherstripping or other infiltration control measures.
2. Dampers including exhaust, intake, makeup air, backdraft and flue dampers shall be closed, but not sealed beyond intended infiltration control measures.
3. Interior doors, if installed at the time of the test, shall be open.
4. Exterior doors for continuous ventilation systems and heat recovery ventilators shall be closed and sealed.
5. Heating and cooling systems, if installed at the time of the test, shall be turned off.
6. Supply and return registers, if installed at the time of the test, shall be fully open.

SECTION N1107 (R501)

EXISTING BUILDINGS – GENERAL

Section N1107.4 (R501.4) Compliance is replaced in its entirety with the following:

N1107.4 (R501.4) Compliance. *Alternations, repairs, additions* and changes of occupancy to, or relocation of, existing buildings and structures shall comply with the provisions for *alternations, repairs, additions* and changes of occupancy or relocation, respectively, in this code and the *International Building Code, International Fire Code, International Fuel and Gas Code, International Mechanical Code, International Plumbing Code* and NFPA 70.

Section N1107.6 (R501.6) Historic buildings is amended as follows:

N1107.6 (R501.6) Historic buildings. No provision of this code relating to the construction, *repair, alteration, restoration* and movement of structures, and *change of occupancy* shall be mandatory for *historic buildings* provided that one of the following applies:

- a. A report has been submitted to the *code official* and signed by the owner and a *registered design professional*, demonstrating that compliance with that provision would threaten, degrade or destroy the contributing historic character or features, or the historic form, materials or function of the building.
- b. The State Historic Preservation Office having jurisdiction provides a letter to the *code official* with a finding that compliance with that provision would be in conflict with the Secretary of the Interior's Standards for Rehabilitation, outlining the specific provisions that are in conflict and how compliance

would threaten, degrade, or destroy the contributing historic character or features, or the historic form, materials or function of the building.

- c. The local historic preservation authority having jurisdiction provides documentation to the *code official* with a finding that compliance with that provision would be in conflict with locally adopted historic preservation policies, standards, and guidelines, outlining the specific provisions that are in conflict and how compliance would threaten, degrade or destroy the historic character or features, or the historic form, materials or function of the building.

CHAPTER 25

PLUMBING ADMINISTRATION

SECTION P2503

INSPECTION AND TESTS

Section P2503.5.1 Rough plumbing is replaced in its entirety with the following:

P2503.5.1 Rough Plumbing. DWV systems shall be tested on completion of the rough piping installation by water or, plastic pipe shall be tested in accordance with the State of Colorado 2015 IRC amendments, by air, without evidence of leakage. Either test shall be applied to the drainage system in its entirety or in sections after rough-in piping has been installed, as follows:

1. Water test. Each section shall be filled with water to a point not less than 5 feet (1524 mm) above the highest fitting connection in that section, or to the highest point in the completed system. Water shall be held in the section under test for a period of 15 minutes. The system shall prove leak free by visual inspection.
2. Air test. The portion under test shall be maintained at a gauge pressure of 5 pounds per square inch (psi) (34 kPa) or 10 inches of mercury column (34 kPa). This pressure shall be held without introduction of additional air for a period of 15 minutes.

CHAPTER 26

GENERAL PLUMBING REQUIREMENTS

SECTION P2602

INDIVIDUAL WATER SUPPLY AND SEWAGE DISPOSAL

Section P2602.3 Existing buildings is added:

P2602.3 Existing buildings. Plumbing in existing buildings may have their use continued if such use was legally permitted at the time of enforcement of the Plumbing Code in effect at the time of construction and such use is not detrimental to the health and safety of the occupants for the current use or occupancy.

Any change in the use or occupancy of any existing building or structure shall comply with the provisions of this Code. Deviations may be approved by the building official if they are determined to not be detrimental to the health and safety of the occupants of the use or occupancy.

Section P2603.5.1 Sewer depth is amended as follows:

P2603.5.1 Sewer depth. Building sewers that connect to a private sewage disposal system shall be installed at a depth in accordance with Denver Wastewater Management Standards.

SECTION P2604

TRENCHING AND BACKFILLING

Section P2604.5 Trench safety is added:

P2604.5 Trench safety. All excavations shall follow OSHA guidelines and/or requirements of this Code. The most restrictive rules shall apply.

CHAPTER 27

PLUMBING FIXTURES

SECTION P2716

FOOD-WASTE DISPOSER

Section P2716.1 Food-waste disposer waste outlet is replaced in its entirety with the following:

P2716.1 Food-waste disposer waste outlet. Food waste disposers with a waste outlet of 1 ½ inches (38 mm) in diameter shall be connected to a drain of not less than 2 inches (51 mm) in diameter.

CHAPTER 28 WATER HEATERS

SECTION P2801 GENERAL

Section P2801.6.1 Pan size and drain is replaced in its entirety with the following:

P2801.6.1 Pan size and drain. The pan shall not be less than 1 ½ inches (38mm) deep and shall be of sufficient size and shape to receive dripping or condensate from the tank or water heater. The pan shall be drained by an indirect waste pipe of not less than ¾ inches (19mm) diameter. Piping for safety pan drains shall be of those materials indicated in Table P2905.5.

CHAPTER 29

WATER SUPPLY AND DISTRIBUTION

SECTION P2906

MATERIALS, JOINTS AND CONNECTIONS

Section 2906.4 Water service pipe is replaced in its entirety with the following, though the subsection remains:

2906.4 Water service pipe. Water service pipe shall conform to NSF 61 and shall conform to Denver Water Engineering Standards. Water service pipe or tubing, installed underground and outside of the structure, shall have a working pressure rating of not less than 160 pounds per square inch at 73°F (1103 kPa at 23°C). Where the water pressure exceeds 160 pounds per square inch (1103 kPa), piping material shall have a rated working pressure equal to or greater than the highest available pressure. Water service piping materials not third-party certified for water distribution shall terminate at or before the full open valve located at the entrance to the structure. Ductile iron water service piping shall be cement mortar lined in accordance with AWWA C104/A21.4.

CHAPTER 30 SANITARY DRAINAGE

SECTION P3003 JOINTS AND CONNECTIONS

Section P3003.9.2 Solvent cementing is amended as follows:

Solvent cementing. Joint surfaces shall be clean and free from moisture. A purple primer that conforms to ASTM F 656 shall be applied when joining PVC and DWV pipe and fittings. Solvent cement not purple in color and conforming to ASTM D 2564, CSA B137.3 or CSA B181.2 shall be applied to all joint surfaces. The joint shall be made while the cement is wet, and shall be in accordance with ASTM D 2855. Solvent-cement joints shall be installed above or below ground.

SECTION P3005 DRAINAGE SYSTEM

Section P3005.2.3 Building drain and building sewer junction is amended as follows:

P3005.2.3 Building drain and building sewer junction. The junction of the building drain and the building sewer shall be served by a cleanout in accordance with Denver Wastewater Management Standards.

Section P3005.2.4 Changes of direction is amended as follows:

P3005.2.4 Changes of direction. Where a horizontal drainage pipe, or a building drain has a change of horizontal direction greater than 135 degrees (2.36 rad), a cleanout shall be installed at the change of direction. Where more than one change of direction occurs in a run of piping, only one cleanout shall be required for each 40 feet (12 192 mm) of developed length of piping.

CHAPTER 31 VENTS

SECTION P3103 VENT TERMINALS

Section P3103.1 Roof extension is replaced in its entirety with the following:

P3103.1 Roof extension. Open vent pipes that extend through a roof shall be terminated not less than 12 inches (305 mm) above the roof, except where a roof is to be used for any purpose other than weather protection, the vent extensions shall be run at least 7 feet (2134 mm) above the roof.

SECTION P3114 AIR ADMITTANCE VALVES

Section P3114.8 Prohibited installations is replaced in its entirety with the following:

P3114.8 Prohibited installations. Air admittance valves shall not be used to vent sumps or tanks.

CHAPTER 36 SERVICES

SECTION E3601 GENERAL SERVICES

Section E3601.2 Number of services is replaced in its entirety with the following:

E3601.2 Number of services. One- and two-family dwellings and any associated structures shall be supplied by one set of service entrance conductors, as defined in the National Electric Code, whether overhead or underground, unless otherwise approved by the Building Official. (230.2)

IRC APPENDICES STATUS OF APPENDICES ON ADOPTION

All Chapters and Sections of this Appendix are adopted as part of this Code except for those that are deleted in this summary. Those that are amended or added shall also be adopted as part of this Code.

| APPENDIX | TITLE – SUBJECT | STATUS |
|----------|--|--------------------|
| A | Sizing and Capacities of Gas Piping (IFGS) | Adopt as guideline |
| B | Sizing of Venting Systems Serving Appliances Equipped with Draft Hoods, Category I Appliances, and Appliances Listed for Use with Type B Vents (IFGS) | Adopt as guideline |
| C | Exit Terminals of Mechanical Draft and Direct-Vent Ventilating Systems (IFGS) | Adopt as guideline |
| D | Recommended Procedures for Safety Inspection of an Existing Appliance Installation (IFGS) | Adopt as guideline |
| E | Manufactured Housing Used as Dwellings (IBC) | Amended |
| F | Passive Radon Gas Controls | Adopt as guideline |
| G | Piping Standards for Various Applications | Adopt as guideline |
| H | Patio Covers | Adopted |
| I | Private Sewage Disposal | Deleted |
| J | Existing Buildings and Structures | Deleted |
| K | Sound Transmission | Adopted |
| L | Permit Fees | Deleted |
| M | Home Day Care – R-3 Occupancy | Adopted |
| N | Venting Methods | Adopt as guideline |
| O | Automatic Vehicular Gates | Adopt as guideline |
| P | Sizing of Water Piping System | Adopt as guideline |
| Q | Reserved | |
| R | Light Straw-Clay Construction | Adopted |
| S | Strawbale Construction | Adopted |
| T | Recommended Procedure for Worst-Case Testing of Atmospheric Venting Systems Under N1102.4 or N1105 Conditions $\leq 5ACH_{50}$ | Adopt as guideline |
| U | Solar-Ready Provisions – Detached One- and Two-Family Dwellings, Multiple Single-Family Dwellings (Townhouses) | Adopt as guideline |
| V | 2015 International Swimming Pool and Spa Code Section 305, remainder of the 2015 International Swimming Pool and Spa Code is adopted into this appendix as a guideline | Adopt |

APPENDIX E

MANUFACTURED HOUSING USED AS DWELLINGS

Appendix E Manufactured housing used as dwellings is replaced with the following:

The provisions of Section 3112 of the Denver Amendments to the International Building Code shall apply to the construction, alteration, movement, enlargement, replacement, repair, equipment, use, and occupancy of Manufactured Homes.

Appendix V 2015 International Swimming Pool and Spa Code Section 305 is added, the remaining sections of the 2015 International Swimming Pool and Spa Code is added as a guideline only:

APPENDIX V

2015 International Swimming Pool and Spa Code Section 305

SECTION 305

BARRIER REQUIREMENTS

305.1 General.

The provisions of this section shall apply to the design of barriers for pools and spas. These design controls are intended to provide protection against the potential drowning and near drowning by restricting access to such pools or spas. These requirements provide an integrated level of protection against potential drowning through the use of physical barriers and warning devices.

Exceptions:

1. Spas and hot tubs with a lockable *safety cover* that complies with ASTM F 1346.
2. Swimming pools with a powered *safety cover* that complies with ASTM F 1346.

305.2 Outdoor swimming pools and spas.

Outdoor pools and spas and indoor swimming pools shall be surrounded by a barrier that complies with Sections 305.2.1 through 305.7.

305.2.1 Barrier height and clearances.

Barrier heights and clearances shall be in accordance with all of the following:

1. The top of the barrier shall be not less than 48 inches (1219 mm) above grade where measured on the side of the barrier that faces away from the pool or spa. Such height shall exist around the entire perimeter of the barrier and for a distance of 3 feet (914 mm) measured horizontally from the outside of the required barrier.
2. The vertical clearance between grade and the bottom of the barrier shall not exceed 2 inches (51 mm) for grade surfaces that are not solid, such as grass or gravel, where measured on the side of the barrier that faces away from the pool or spa.
3. The vertical clearance between a surface below the barrier to a solid surface, such as concrete, and the bottom of the required barrier shall not exceed 4 inches (102 mm) where measured on the side of the required barrier that faces away from the pool or spa.

4. Where the top of the pool or spa structure is above grade, the barrier shall be installed on grade or shall be mounted on top of the pool or spa structure. Where the barrier is mounted on the top of the pool or spa, the vertical clearance between the top of the pool or spa and the bottom of the barrier shall not exceed 4 inches (102 mm).

305.2.2 Openings.

Openings in the barrier shall not allow passage of a 4-inch-diameter (102 mm) sphere.

305.2.3 Solid barrier surfaces.

Solid barriers that do not have openings shall not contain indentations or protrusions that form handholds and footholds, except for normal construction tolerances and tooled masonry joints.

305.2.4 Mesh fence as a barrier.

Mesh fences, other than chain link fences in accordance with Section 305.2.7, shall be installed in accordance with the manufacturer's instructions and shall comply with the following:

1. The bottom of the mesh fence shall be not more than 1 inch (25 mm) above the deck or installed surface or grade.
2. The maximum vertical clearance from the bottom of the mesh fence and the solid surface shall not permit the fence to be lifted more than 4 inches (102 mm) from grade or decking.
3. The fence shall be designed and constructed so that it does not allow passage of a 4-inch (102mm) sphere under any mesh panel. The maximum vertical clearance from the bottom of the mesh fence and the solid surface shall not be more than 4 inches (102 mm) from grade or decking.
4. An attachment device shall attach each barrier section at a height not lower than 45 inches (1143 mm) above grade. Common attachment devices include, but are not limited to, devices that provide the security equal to or greater than that of a hook-and-eyetype latch incorporating a spring-actuated retaining lever such as a safety gate hook.
5. Where a hinged gate is used with a mesh fence, the gate shall comply with Section 305.3.
6. Patio deck sleeves such as vertical post receptacles that are placed inside the patio surface shall be of a nonconductive material.
7. Mesh fences shall not be installed on top of onground *residential* pools.

305.2.5 Closely spaced horizontal members.

Where the barrier is composed of horizontal and vertical members and the distance between the tops of the horizontal members is less than 45 inches (1143 mm), the horizontal members shall be located on the pool or spa side of the fence. Spacing between vertical members shall not exceed 1¾ inches (44 mm) in width. Where there are decorative cutouts within vertical members, spacing within the cutouts shall not exceed 1¾ inches (44 mm) in width.

305.2.6 Widely spaced horizontal members.

Where the barrier is composed of horizontal and vertical members and the distance between the tops of the horizontal members is 45 inches (1143 mm) or more, spacing between vertical members shall not exceed 4 inches

(102 mm). Where there are decorative cutouts within vertical members, the interior width of the cutouts shall not exceed 1¾ inches (44 mm).

305.2.7 Chain link dimensions.

The maximum opening formed by a chain link fence shall be not more than 1¾ inches (44 mm). Where the fence is provided with slats fastened at the top and bottom which reduce the openings, such openings shall be not more than 1¾ inches (44 mm).

305.2.8 Diagonal members.

Where the barrier is composed of diagonal members, the maximum opening formed by the diagonal members shall be not more than 1¾ inches (44 mm). The angle of diagonal members shall be not greater than 45 degrees (0.79 rad) from vertical.

305.2.9 Clear zone.

There shall be a clear zone of not less than 36 inches (914 mm) between the exterior of the barrier and any permanent structures or equipment such as pumps, filters and heaters than can be used to climb the barrier.

305.2.10 Poolside barrier setbacks.

The pool or spa side of the required barrier shall be not less than 20 inches (508 mm) from the water's edge.

305.3 Gates.

Access gates shall comply with the requirements of Sections 305.3.1 through 305.3.3 and shall be equipped to accommodate a locking device. Pedestrian access gates shall open outward away from the pool or spa, shall be self-closing and shall have a self-latching device.

305.3.1 Utility or service gates.

Gates not intended for pedestrian use, such as utility or service gates, shall remain locked when not in use.

305.3.2 Double or multiple gates.

Double gates or multiple gates shall have at least one leaf secured in place and the adjacent leaf shall be secured with a self-latching device. The gate and barrier shall not have openings larger than ½ inch (12.7 mm) within 18 inches (457 mm) of the latch release mechanism. The self-latching device shall comply with the requirements of Section 305.3.3.

305.3.3 Latches.

Where the release mechanism of the self-latching device is located less than 54 inches (1372 mm) from grade, the release mechanism shall be located on the pool or spa side of the gate not less than 3 inches (76 mm) below the top of the gate, and the gate and barrier shall not have openings greater than ½ inch (12.7 mm) within 18 inches (457 mm) of the release mechanism.

305.4 Structure wall as a barrier.

Where a wall of a dwelling or structure serves as part of the barrier and where doors or windows provide direct access to the pool or spa through that wall, one of the following shall be required:

1. Operable windows having a sill height of less than 48 inches (1219 mm) above the indoor finished floor and doors shall have an alarm that produces an audible warning when the window, door or their screens

are opened. The alarm shall be *listed* and *labeled* as a water hazard entrance alarm in accordance with UL 2017. In dwellings or structures not required to be Accessible units, Type A units or Type B units, the operable parts of the alarm deactivation switches shall be located 54 inches (1372 mm) or more above the finished floor. In dwellings or structures required to be Accessible units, Type A units or Type B units, the operable parts of the alarm deactivation switches shall be located not greater than 54 inches (1372 mm) and not less than 48 inches (1219 mm) above the finished floor.

2. A *safety cover* that is *listed* and *labeled* in accordance with ASTM F 1346 is installed for the pools and spas.
3. An *approved* means of protection, such as self-closing doors with self-latching devices, is provided. Such means of protection shall provide a degree of protection that is not less than the protection afforded by Item 1 or 2.

305.5 Onground residential pool structure as a barrier.

An onground *residential* pool wall structure or a barrier mounted on top of an onground *residential* pool wall structure shall serve as a barrier where all of the following conditions are present:

1. Where only the pool wall serves as the barrier, the bottom of the wall is on grade, the top of the wall is not less than 48 inches (1219 mm) above grade for the entire perimeter of the pool, the wall complies with the requirements of Section 305.2 and the pool manufacturer allows the wall to serve as a barrier.
2. Where a barrier is mounted on top of the pool wall, the top of the barrier is not less than 48 inches (1219 mm) above grade for the entire perimeter of the pool, and the wall and the barrier on top of the wall comply with the requirements of Section 305.2.
3. Ladders or steps used as means of access to the pool are capable of being secured, locked or removed to prevent access except where the ladder or steps are surrounded by a barrier that meets the requirements of Section 305.
4. Openings created by the securing, locking or removal of ladders and steps do not allow the passage of a 4-inch (102 mm) diameter sphere.
5. Barriers that are mounted on top of onground *residential* pool walls are installed in accordance with the pool manufacturer's instructions.

305.6 Natural barriers.

In the case where the pool or spa area abuts the edge of a lake or other natural body of water, public access is not permitted or allowed along the shoreline, and required barriers extend to and beyond the water's edge not less than 18 inches (457 mm), a barrier is not required between the natural body of water shoreline and the pool or spa.

305.7 Natural topography.

Natural topography that prevents direct access to the pool or spa area shall include but not be limited to mountains and natural rock formations. A natural barrier approved by the governing body shall be acceptable provided that the degree of protection is not less than the protection afforded by the requirements of Sections 305.2 through 305.5.

2016 DENVER AMENDMENTS TO THE 2015 EDITION OF THE INTERNATIONAL MECHANICAL CODE AND APPENDICES AS PUBLISHED BY INTERNATIONAL CODE COUNCIL (ICC)

The content of the sections in this Code that begin with a letter or letters designations are maintained by other City or State entities.

| | |
|---------------|---|
| [F] | Denotes International Fire Code |
| [IFCA] | Denver Fire Code Amendments to the IFC |

CHAPTER 1 ADMINISTRATION

SECTION 101

GENERAL

Section 101.1 Title is amended by inserting “City and County of Denver” for the name of the jurisdiction.

Sections 103 through 106, 108 and 109 are amended by deleting those sections in their entirety. The “Administration of the 2016 Denver Building Code” provisions shall govern.

CHAPTER 4 VENTILATION

SECTION 402 NATURAL VENTILATION

Section 402.5 is added:

402.5. Excluding residential occupancies, naturally ventilated spaces shall be permanently open to and within 25 feet (8 meters) of operable openings to the exterior.

SECTION 403 MECHANICAL VENTILATION

Section 403.3 Outdoor air flow rate is amended by adding the following sentence:

The calculations required by this section shall be provided by the design professional. It is recommended to use the ASHRAE 62.1-2013 spreadsheet.

SECTION 404 ENCLOSED PARKING GARAGES

Section 404.1.1 CO detector limits is added:

404.1.1 CO detector limits. Where the system is arranged to operate automatically upon detection of a concentration of carbon monoxide, the limit shall be set at 25 parts per million (ppm).

CHAPTER 5 EXHAUST SYSTEMS

SECTION 505

DOMESTIC KITCHEN EXHAUST EQUIPMENT

Section 505.2 Makeup air required is amended by adding an exception:

Exception: Make-up air shall not be required when the design professional can demonstrate that the exhaust system will not adversely affect the operation or exhaust of combustion gases of any equipment or appliance within the dwelling unit. This exception does not alleviate the requirement for pressure equalization per Section 501.4 of IMC.

Section 505.5 Residential cooking appliances vented by exhaust hoods is added as follows:

Section 505.5 Residential cooking appliances vented by exhaust hoods. Where residential cooking appliances are gas-fired, a fan powered exhaust system shall be installed and must be vented to the outside. System shall be sized and installed in accordance with manufacturer's instructions

SECTION 506

COMMERCIAL KITCHEN HOOD VENTILATION SYSTEM DUCTS AND EXHAUST EQUIPMENT

Section 506.3.12.2 Termination through an exterior wall is amended by adding the following sentence:

Exhaust outlets shall be permitted to terminate through exterior walls when a scrubber system with removal of 95% of grease and smoke is provided.

SECTION 513

SMOKE CONTROL SYSTEMS

Section 513 Smoke control systems is amended by adding the following sentence:

All sections that begin with the letter [F] designation shall be coordinated with Section 909 of the IFC and IFCA.

CHAPTER 6 DUCT SYSTEMS

[B] SECTION 607 DUCT AND TRANSFER OPENINGS

Section 607.5.5 Shaft enclosures is amended by deleting Exception 1.3 and Exception 4.

CHAPTER 9 SPECIFIC APPLIANCES, FIREPLACES AND SOLID FUEL-BURNING EQUIPMENT

SECTION 901

GENERAL

Section 901.4 Wood-burning appliances is added:

901.4 Wood-burning appliances. Installation of new factory-built wood-burning appliances is restricted to certified wood stoves as approved by the Environment Protection Agency. Appliances shall be listed by an approved testing agency. If a wood-burning appliance is not on the EPA approved list, it cannot be installed unless it is converted to a gas log fireplace in accordance with the requirements of Chapter 6 of IFGC.

SECTION 910

FLOOR FURNACES

Section 910 Floor furnaces is deleted in its entirety.

CHAPTER 11

REFRIGERATION

SECTION 1107

REFRIGERANT PIPING

Section 1107.9 Termination of relief devices is added:

1107.9 Termination of relief devices. Pressure-relief devices and fusible plugs on any system containing a group A3 or B3 refrigerant; on any system containing more than 6.6 lbs of a group A2, B1, or B2 refrigerant; and on any system containing more than 110 lbs of a group A1 refrigerant shall discharge to the atmosphere at a location not less than 15' above adjoining ground level and not less than 20' from any window, ventilation opening, or exit in any building. The discharge shall terminate in a manner that will prevent the discharged refrigerant from being sprayed directly on personnel in the vicinity and foreign material or debris from entering the discharge piping. Discharge piping connected to the discharge side of a fusible plug or rupture member shall have provisions to prevent plugging the pipe in the event the fusible plug or rupture member functions.

IMC APPENDICES
STATUS OF ADOPTION FOR APPENDICES

Appendix A is adopted.

Appendix B is deleted.

2016 DENVER AMENDMENTS TO THE 2015 EDITION OF THE INTERNATIONAL PLUMBING CODE AND APPENDICES AS PUBLISHED BY THE INTERNATIONAL CODE COUNCIL (ICC)

The content of the sections in this Code that begin with a letter or letters designations are maintained by other City or State entities.

| | |
|---------------|--------------------------------|
| [PW] | Denotes Public Works |
| [EB] | Existing Buildings |
| [CC] | City Council |
| [EH] | Environmental Health |
| [CPB] | Colorado Plumbing Board |
| [DW] | Denver Water |
| [FCWA] | Federal Clean Water Act |

CHAPTER 1

ADMINISTRATION

SECTION 101

GENERAL

Section 101.1 Title is amended by inserting “City and County of Denver” for the name of the jurisdiction.

IPC Sections 103 through 106, 108 and 109 are amended by deleting these sections in their entirety. The “Administration of the 2016 Denver Building Code” provisions shall govern.

CHAPTER 2 DEFINITIONS

SECTION 202

GENERAL DEFINITIONS

Section 202 General definitions is amended by adding the following definition:

SERVICE SINK: A sink or receptor intended for custodial use that is capable of being used to fill and empty a janitor's bucket. Included are mop sinks, laundry sinks, utility sinks and similar fixtures but not a kitchen sink or lav.

CHAPTER 3 GENERAL REGULATIONS

SECTION 301

GENERAL

[EB] Section 301.8 Existing buildings is added:

301.8 Existing buildings. Plumbing in existing buildings may have their use continued, if such use was legal at the time of enforcement of the Plumbing Code in force at the time of construction and such use is not detrimental to the health or safety requirements of current occupancy or use.

Any change in the use or occupancy of any existing building or structure shall comply with the provisions of the IPC. Any deviations may be approved by the Building Official if they are determined to not be detrimental to health or safety requirements.

SECTION 306

TRENCHING, EXCAVATION AND BACKFILL

[PW] Section 306.2.4 Trench safety is added:

306.2.4 Trench safety. All excavations shall follow guidelines as required by OSHA.

CHAPTER 4 FIXTURE, FAUCETS AND FIXTURE FITTINGS

SECTION 401

GENERAL

[CC] Section 401.3.1 Rain sensing is added:

401.3.1 Rain sensing. An approved rain sensing system shall be installed on all new automatic lawn sprinkler systems. Said rain sensing system shall be capable of turning the lawn sprinkler system off in the event adequate rain has fallen.

[CC] Section 401.3.2 Metering is added:

401.3.2 Metering. Each individual dwelling unit shall be metered in such a way that all water used by said dwelling unit can be recorded and billed. The maintenance and repair of said meters shall be the responsibility of the owner of the metered property.

Exception:

Where individual dwelling units are served by a domestic central water heating system.

SECTION 403

MINIMUM PLUMBING FACILITIES

Section 403.2.1 Family or assisted-use toilet facilities serving as separate facilities is replaced in its entirety with the following:

403.2.1 Family or assisted-use or gender-neutral toilet facilities serving as separate facilities. Where a building or tenant space requires a separate toilet facility for each sex and each toilet facility is required to have only one water closet; two family or assisted-use, or gender-neutral toilet facilities are required to serve as the required separate facilities. Family, gender neutral or assisted-use toilet facilities shall not be required to be identified for exclusive use by either sex as required by Section 403.4.2.

Section 403.2.2 Gender-neutral toilet facilities and its subsections is added.

403.2.2 Gender-neutral toilet facilities. The following provisions may be applied in lieu of Section 403.2 for the purpose of separate toilet facilities for each sex. In no case shall the total number of fixtures provided be less than that as calculated in accordance with Section 403.1.1. Both toilet facilities shall be fully accessible in accordance with *International Building Code* Chapter 11 and ICC A117.1-2009.

403.2.2.1 Separate facilities when more than two water closets are required. Where a building or tenant space requires separate toilet facilities for each sex and either toilet facility is required to have more than one water closet, separate gender-neutral facilities shall be permitted to serve as the code required facilities when each toilet facility is provided with one water closet and one lavatory in a separate single-occupant room.

Lavatories shall be provided in each toilet room in accordance with this code. Such facilities shall not be required to be identified for exclusive use by either sex and shall provide signage in accordance with Section 403.4.2. Not less than 50% of the provided toilet facilities shall be fully accessible in accordance with *International Building Code* Section 1109.

This section may not be applied to multiple stalls within a single room and /or shared lavatories.

Exception:

For those occupancies in Table 403.1 that require more water closets or more lavatories for females than for males (A-1, A-3, A-4, and A-5), those additional water closets and lavatories shall be located in facilities specifically designated female. At least one of the additional female water closets and lavatories shall be fully accessible in accordance with *International Building Code* Chapter 11. Signage shall be provided in accordance with Section 403.4.2.

Section 403.3.6 Door locking is replaced in its entirety with the following:

403.3.6 Door locking. Where a toilet room is provided for the use of multiple occupants, the egress door for the room shall not be lockable from the inside of the room. This section does not apply to family or assisted-use toilet rooms.

Single-occupant toilet rooms where there is only one water closet, even if that water closet is enclosed with a water closet compartment or if that single-occupant toilet room includes a separate urinal, must have the egress door be lockable from the inside of the room. This single-occupant toilet room must comply with IPC Section 403.4.2.

Section 403.4 Signage is amended by adding the following Exception:

Exception:

Toilet facilities that have only one water closet shall not be identified for exclusive use by either sex and shall be deemed to meet the requirements of this section. Signage shall be provided in accordance with Section 403.4.2. Lavatories shall be provided in each toilet room in accordance with this code.

Section 403.4.2 Gender-neutral signage and its subsections is added:

403.4.2 Gender-neutral signage. Gender-neutral single-occupant toilet facilities provided in accordance with Sections 403.1.2, 403.2.2, and family or assisted-use toilet facilities shall be provided with signs that clearly indicate the facility is open to use by all genders.

403.4.2.1 Existing facilities. After April 30, 2018, all existing single-occupant toilet facilities (consisting of one water closet and one lavatory) and family or assisted-use toilet facilities shall be provided with gender-neutral signage in accordance with Section 403.4.2m and single-occupant toilet facilities must also have a door lock per Section 403.3.6 as amended.

SECTION 413

FOOD WASTE DISPOSER UNITS

[CPB] Section 413.2 Domestic food waste disposer outlets is replaced with the following:

413.2 Domestic food waste disposer outlets. Domestic food waste outlets may be 1 ½” but shall be connected to a drain of at least 2” in diameter.

[PW] Section 413.3.1 Discharge into grease interceptor is added:

413.3.1 Discharge into grease interceptor. All food waste disposals in commercial kitchens shall be connected to and discharge into the grease interceptor.

Exception:

Vegetable preparation area disposal may discharge to either sanitary or grease waste system.

CHAPTER 5 WATER HEATERS

SECTION 502 INSTALLATION

Section 502.2 Rooms used as a plenum is amended by adding an Exception:

Exception:

The water heater is a direct-vent appliance installed in accordance with the conditions of the listing and the manufacturer's instructions.

CHAPTER 6 WATER SUPPLY AND DISTRIBUTION

SECTION 603 WATER SERVICE

[DW] Section 603.1 Size of water service pipe is replaced with the following:

603.1 Size of water service pipe. The water service pipe shall be sized to supply water to the structure in the quantities and at the pressures required in this code. The minimum diameter of water service pipes shall be $\frac{3}{4}$ inch (19 mm). The service line shall remain the same size from tap through meter, then may be increased in size thereafter.

SECTION 608 PROTECTION OF POTABLE WATER SUPPLY

[DW, FCWA] Section 608.1.1 Backflow devices is added:

608.1.1 Backflow devices. Backflow devices installed in water service lines shall be inspected and maintained per Denver Water/State of Colorado Clean Water Act, and the Colorado Cross-Connection Control Manual, most recent edition, as published by the Colorado Department of Public Health and Environment Water Quality Control Division.

Section 608.7 Valves and outlets prohibited below grade is amended by adding Exception 2 and numbering the existing Exception as Exception 1:

Exceptions:

2. Combination stop and waste valves may be installed underground if an approved means of removing wastewater from the seep hole is provided, such as a gravel bedding, etc.

Section 608.14.2.1 Relief port piping is replaced with the following:

608.14.2.1 Relief port piping. The termination of the piping from the relief port or air gap fitting of a backflow preventer shall discharge to an approved indirect waste receptor or to the outdoors where it will not cause damage or create a nuisance. If this discharge is by means of a pump, the pump shall be sized to handle the maximum discharge of the device.

CHAPTER 7 SANITARY DRAINAGE

SECTION 703 BUILDING SEWER

[PW] Section 703.7 Slope of building sewer piping is added:

703.7 Slope of building sewer piping. Building sewers shall be installed at uniform grade or slope. The minimum grade of building sewers shall be in accordance with Denver Wastewater Management Standards.

SECTION 708 CLEANOUTS

[PW] Section 708.1.3 Building drain and building sewer junction is replaced in its entirety with the following:

708.1.3 Building drain and building sewer junction. There shall be a cleanout at the junction of the building sewer. An approved two-way cleanout shall be used and brought up to finished grade. Minimum size shall be 4" or as approved by Denver Waste Water Management.

[PW] Section 708.1.4 Changes of direction is replaced in its entirety with the following:

708.1.4 Changes of direction. Cleanouts shall be installed at each change of direction of the building drain or horizontal waste or soil lines greater than 135 degrees (2.36 rad.). Where more than one change of direction occurs in a run of piping, only one cleanout shall be required for each 40 feet (12 192 mm) of developed length of the drainage piping.

SECTION 712 SUMPS AND EJECTORS

Section 712.4 Sewage pumps and sewage ejectors is added:

712.4 Sewage pumps and sewage ejectors. In public use occupancies, dual (duplex) sewage ejectors shall be required and shall be arranged to function independently in case of mechanical failure. All dual ejectors shall be alarmed to provide visual and/or audible notification of failure.

Exception:

A single ejector pump may be used in commercial application when it is used for a single use kitchen sink and/or dishwasher and/or disposer.

CHAPTER 8 INDIRECT/SPECIAL WASTE

SECTION 803 SPECIAL WASTES

[DW] Section 803.3 Cooling water is added:

803.3 Cooling water. Domestic water used for cooling purposes shall be consumed or recycled and shall not be wasted to storm drain, above-ground drainage or below-ground drainage unless specifically approved by Denver Water.

Exception:

Diesel driven fire pump.

CHAPTER 9 VENTS

SECTION 903 VENT TERMINALS

Section 903.1 Roof extension is replaced in its entirety with the following:

903.1 Roof extension. All open vent pipes that extend through a roof shall be terminated at least 12 inches (305 mm) above the roof, except that where a roof is to be used for any purpose other than weather protection, the vent extensions shall be run at least 7 feet (2134 mm) above the roof.

CHAPTER 10

TRAPS, INTERCEPTORS AND SEPARATORS

SECTION 1003

INTERCEPTORS AND SEPARATORS

[PW] Section 1003.2 Approval is replaced in its entirety with the following:

1003.2 Approval. The size, type and location of each interceptor and of each separator shall be designed and installed in accordance with the manufacturers' instructions and the requirements of this section based on the anticipated conditions of use. Wastes that do not require treatment or separation shall not be discharged into any interceptor or separator. Prior to installation of any interceptor or separator and their associated piping, plans shall be submitted to Denver Wastewater Management for approval.

Section 1005 Abandoned interceptors is added:

SECTION 1005

ABANDONED INTERCEPTORS

[PW] 1005.1 Abandoned food/oil grease interceptors and sand/oil interceptors. All food/oil/grease interceptors and sand/oil interceptors that are to be abandoned or by-passed, shall have all piping removed, the structure capped or plugged and the lid broken as to make it unusable. It shall be pumped clean and filled with granular material to satisfy Denver Wastewater Management standards.

CHAPTER 11 STORM DRAINAGE

SECTION 1101

GENERAL

[PW] Section 1101.1 Scope is replaced in its entirety with the following:

1101.1 Scope. The provisions of this chapter shall govern the materials, design, construction and installation of storm drainage. That portion of the storm drainage system from the building to the public storm sewer shall be as required by Denver Wastewater Management.

SECTION 1106

SIZE OF CONDUCTORS, LEADERS AND STORM DRAINS

Section 1106.1 General is replaced in its entirety with the following:

1106.1 General. The size of the vertical conductors and leaders, building storm sewers and any horizontal branches of such drains shall be based on 3" (7.6 mm) rainfall per hour.

IPC APPENDICES
STATUS OF ADOPTION FOR APPENDICES

Appendix C Structural Safety is adopted.

Appendix E Sizing of Water Piping is adopted.

**2016 DENVER AMENDMENTS TO
THE 2015 EDITION OF THE
INTERNATIONAL FUEL & GAS CODE
AND APPENDICES AS PUBLISHED
BY INTERNATIONAL CODE
COUNCIL (ICC)**

CHAPTER 1 ADMINISTRATION

SECTION 101

GENERAL

Section 101.1 Title is amended by inserting “City and County of Denver” for the name of the jurisdiction.

Sections IFGC 103 through 106, 108 and 109 are amended by deleting those sections in their entirety. The “Administration of the 2016 Denver Building Code” provisions shall govern.

CHAPTER 4 GAS PIPING INSTALLATIONS

SECTION 403 PIPING MATERIALS

Section 403.4.3 Copper and brass is replaced in its entirety with the following:

403.4.3 Copper and brass. Copper and brass pipe shall not be used.

Section 403.5.2 Copper and brass tubing is replaced in its entirety with the following:

403.5.2 Copper and brass tubing. Copper and brass tubing shall not be used.

SECTION 404 PIPING SYSTEM INSTALLATION

Section 404.1 Prohibited locations is added:

404.1 Prohibited locations. Gas meters shall not be located in or under any building unless the meter is located in its own dedicated, adequately ventilated vault.

SECTION 406 INSPECTION, TESTING AND PURGING

Section 406.4.1 Test pressure is replaced in its entirety with the following:

406.4.1 Test pressure. The test pressure to be used shall be no less than 1½ times the proposed maximum working pressure, but not less than 10 psig (69 kPa gauge), irrespective of design pressure. For welded piping and for piping carrying gas at pressures exceeding 14 inches water column (3.5 kPa gauge) pressure, the test pressure shall be no less than 60 psig (414 kPa gauge). Where the test pressure exceeds 125 psig (862 kPa gauge), the test pressure shall not exceed a value that produces a hoop stress in the piping greater than 50 percent of the specified minimum yield strength of the pipe.

CHAPTER 5 CHIMNEYS AND VENTS

SECTION 501

GENERAL

Section 501.8 Appliances not required to be vented is amended by deleting #8 in its entirety.

CHAPTER 6 SPECIFIC APPLIANCE

SECTION 602

DECORATIVE APPLIANCES FOR INSTALLATION IN FIREPLACES

Section 602.4 Wood-burning appliances is added:

602.4 Wood-burning appliances. Installation of new factory-built wood-burning appliances is restricted to certified wood stoves as approved by the Environmental Protection Agency. Appliances must be listed by an approved testing lab. If a wood-burning appliance is not on the EPA approved list, it cannot be installed unless it is converted to a gas log fireplace in accordance with the requirements of Chapter 6.

SECTION 609

FLOOR FURNACES

Section 609 Floor furnaces is replaced in its entirety with the following:

609 Floor furnaces. Floor furnaces are prohibited.

SECTION 611

NONRECIRCULATING DIRECT-FIRED INDUSTRIAL AIR HEATERS

Section 611.2 Installation is amended by adding to following paragraph:

Non recirculating direct-fired industrial air heaters shall be installed only in Group F, H, S and U occupancies and in commercial kitchens as makeup air for range hood exhaust systems. Such equipment shall only be used in conjunction with powered exhaust systems having an airflow capacity equal to or exceeding the capacity of the direct-fired heater to prevent the accumulation of products of combustion.

Section 611.7 Relief opening is deleted in its entirety.

SECTION 612

RECIRCULATING DIRECT-FIRED INDUSTRIAL AIR HEATERS

Section 612.3 Installation is amended by adding the following paragraph:

Recirculating direct-fired industrial air heaters may be installed only in Group F, H, S and U occupancies. All areas served by recirculating direct-fired industrial heaters must be protected by the installation of CO sensors spaced per manufacturer's recommendations. Whenever automatic carbon monoxide sensing devices exceed the NAAQS of 9 ppm for an 8 hour average or 35 ppm for a one hour average, the CO sensors shall activate an increase in the exhaust air volume in order to reduce CO concentrations back below those prescribed levels.

Section 612.7 Relief opening is deleted in its entirety.

SECTION 621

UNVENTED ROOM HEATERS

Section 621 Unvented room heaters is replaced in its entirety with the following:

621 Unvented room heaters. Unvented room heaters are prohibited.

SECTION 623

COOKING APPLIANCES

Section 623.3.1 Residential cooking appliances vented by exhaust hoods is added:

623.3.1 Residential cooking appliances vented by exhaust hoods. Where residential cooking appliances are gas- fired, a fan powered exhaust system shall be installed and must be vented to the outside. The system shall be sized and installed in accordance with manufacturer's instructions.

**2016 DENVER AMENDMENTS TO THE
2015 EDITION OF THE
INTERNATIONAL ENERGY
CONSERVATION CODE
AND APPENDICES AS PUBLISHED BY
INTERNATIONAL CODE COUNCIL
(ICC)**

CHAPTER 1 [CE] SCOPE AND ADMINISTRATION

SECTION C101 SCOPE AND GENERAL REQUIREMENTS

Section C101.1 Title is replaced in its entirety with the following:

C101.1 Title. These regulations shall be known as the Energy Code of the City and County of Denver, and shall be cited as such. It is referred to herein as “this code”.

SECTION C104 INSPECTIONS

Section C104.2.6 Final inspection is replaced in its entirety with the following:

C104.2.6 Final inspection. The building shall have a final inspection and shall not be occupied until approved. The final inspection shall include verification of the installation and proper operation of all required building controls, and documentation verifying activities associated with required building commissioning have been conducted and findings of noncompliance corrected. Buildings, or portions thereof, shall not be considered for a final inspection until the *code official* has received the Preliminary Commissioning report from the building owner or owner’s authorized agent as required in Section C408.2.4.

CHAPTER 4 [CE] COMMERCIAL ENERGY EFFICIENCY

SECTION C401

GENERAL

Section C401.2 Application is amended by adding the following at the end of the paragraph:

The results from a code compliant software can be utilized to show compliance. “COMcheck™” – Commercial Energy Code Compliance Software is one program currently being accepted. This program developed by the Department of Energy can be downloaded for free at www.energycodes.gov/comcheck.

SECTION C406

ADDITIONAL EFFICIENCY PACKAGE OPTIONS

Section C406.1.1 Tenant spaces is replaced in its entirety with the following:

C406.1.1 Tenant space. Tenant spaces where the area of work is 10,000 square feet or more shall comply with Section C406.2, C406.3, C406.4, C406.6 or C406.7. Alternatively, tenant spaces shall comply with Section C406.5 where the entire building is in compliance.

SECTION C408

SYSTEM COMMISSIONING

Section C408.1 General is replaced in its entirety with the following:

C408.1 General. This section covers the commissioning of the building mechanical systems in Section C403, service water heating systems in Section C404, and electrical power and lighting systems in Section C405.

Section C408.2 Mechanical systems and service water heating systems commissioning and completion requirements is modified by adding Exception 3 as follows:

Exceptions:

3. Systems in existing buildings where the area of work is less than 10,000 square feet.

Section C408.2.4 Preliminary commissioning report is replaced in its entirety with the following:

C408.2.4 Preliminary commissioning report. A preliminary report of commissioning test procedures and results shall be completed and certified by the *registered design professional* or *approved agency* and provided to the building owner or owner’s authorized agent. The report shall be organized with mechanical, lighting controls, and service hot water findings in separate sections to allow independent review. The report shall be identified as “Preliminary Commissioning Report,” and shall identify:

1. Itemization of deficiencies found during testing required by this section that have not been corrected at the time of report preparation.
2. Deferred tests that cannot be performed at the time of report preparation because of climatic conditions.
3. Climatic conditions require for performance of the deferred tests.
4. Results of functional performance tests.

5. Functional performance test procedures used during the commissioning process including measurable criteria for test acceptance.

Section C408.2.4.1 Acceptance of report is replaced in its entirety with the following:

C408.2.4.1 Acceptance of report. Buildings, or portions thereof, shall not be considered acceptable for a final inspection pursuant to Section C104.2.6 until the *code official* has received the Preliminary Commissioning Report from the building owner or owner's authorized agent.

Section C408.2.5.4 Final commissioning report is replaced in its entirety with the following:

C408.2.5.4 Final commissioning report. A report of test procedures and results identified as "Final Commissioning Report" shall be delivered to the building owner or owner's agent. The report shall be organized with mechanical system, lighting controls, and service hot water system findings in separate sections to allow independent review. The report shall include the following:

1. Results of functional performance tests.
2. Disposition of deficiencies found during testing, including details of corrective measures used or proposed.
3. Functional performance test procedures used during the commissioning process including measurable criteria for test acceptance, provided herein for repeatability.

Exception: Deferred tests that cannot be performed at the time of report preparation due to climatic conditions.

Section C408.3 Lighting systems functional testing is amended by adding the following Exception:

Exception:

New lighting systems are exempt from the functional testing requirements in Section C408.3.1 in buildings where the new installed lighting load is less than 20 kW and the area of work is less than 10,000 square feet.

CHAPTER 5 [CE] EXISTING BUILDING

SECTION C501 GENERAL

Section C501.4 Compliance is replaced in its entirety with the following:

C501.4 Compliance. *Alternations, repairs, additions* and changes of occupancy to, or relocation of, existing buildings and structures shall comply with the provisions for *alternations, repairs, additions* and changes of occupancy or relocation, respectively, in this code and the *International Building Code, International Fire Code, International Fuel and Gas Code, International Mechanical Code, International Plumbing Code* and NFPA 70.

Section C501.6 Historic buildings is replaced in its entirety as follows:

C501.6 Historic buildings. No provision of this code relating to the construction, *repair, alteration, restoration* and movement of structures, and *change of occupancy* shall be mandatory for *historic buildings* provided that one of the following applies:

- a. A report has been submitted to the *code official* and signed by a *registered design professional*, demonstrating that compliance with that provision would threaten, degrade or destroy the contributing historic character or features, or the historic form, materials or function of the building.
- b. The State Historic Preservation Office having jurisdiction provides a letter to the *code official* with a finding that compliance would be in conflict with the Secretary of the Interior's Standards for Rehabilitation, outlining the specific provisions that are in conflict and how compliance would threaten, degrade, or destroy the contributing historic character or features, or the historic form, materials or function of the building.
- c. The local historic preservation authority having jurisdiction provides documentation to the *code official* with a finding that compliance with that provision would be in conflict with locally adopted historic preservation policies, standards, and guidelines, outlining the specific provisions that are in conflict and how compliance would threaten, degrade or destroy the historic character or features, or the historic form, materials or function of the building.

SECTION C503 ALTERATIONS

Section C503.1, Exception 7 has been deleted in its entirety.

CHAPTER 1 [RE] SCOPE AND ADMINISTRATION

PART 1 – SCOPE AND APPLICATION

SECTION R101 SCOPE AND GENERAL REQUIREMENTS

Section R101.1 Title is replaced in its entirety with the following:

R101.1 Title. These regulations shall be known as the Energy Code of the City and County of Denver, and shall be cited as such. It is referred to herein as “this code”.

CHAPTER 2 [RE] DEFINITIONS

SECTION R202 GENERAL DEFINITIONS

Section R202 General Definitions is modified by deleting Historic Building and replacing it in its entirety with the following:

HISTORIC BUILDING. Any building or structure that is one or more of the following:

1. Listed, or certified as eligible by the State Historic Preservation Officer of the Keeper of the National Register of Historic Places, in the National Register of Historic Places.
2. Designated as historic under an applicable state or local law.
3. Certified as a contributing resource within a National Register-listed, state-designated or locally designated historic district.

CHAPTER 4 [RE] RESIDENTIAL ENERGY EFFICIENCY

SECTION R401

GENERAL

Section R401.2 Compliance is amended by adding the following sentences at the end:

The results from a code compliant software program can be utilized to show compliance. REScheck™ – Residential Energy Code Compliance Software – is one program currently being accepted. This program developed by the Department of Energy can be downloaded for free at <http://www.energycodes.gov/rescheck>.

SECTION R402

BUILDING THERMAL ENVELOPE

Section R402.1 General is replaced in its entirety with the following:

R402.1 General (Prescriptive) The building thermal envelope shall meet the requirements of Sections R402.1.1 through R402.1.5

Exceptions:

1. The following low-energy buildings, or portions thereof, separated from the remainder of the building by building thermal envelope assemblies complying with this section shall be exempt from the building thermal envelope provisions of Section R402.
 - 1.1. Those with a peak design rate of energy usage less than 3.4 Btu/h · ft² (10.7 W/m²) or 1.0 watt/ft² of floor area for space-conditioning purposes.
 - 1.2. Those that do not contain conditioned space.
2. Log homes designed in accordance with ICC 400.

Section R402.4.1.2 Testing is replaced in its entirety with the following:

R402.4.1.2 Testing The building or dwelling unit shall be tested and verified as having an air leakage rate not exceeding five air changes per hour in Climate Zones 1 and 2, and three air changes per hour in Climate Zones 3 through 8. Testing shall be conducted in accordance with ASTM E 779 or ASTM E 1827 and reported at a pressure of 0.2 inch w.g. (50 Pascals). Where required by the *code official*, testing shall be conducted by an *approved* third party. A written report of the results of the test shall be signed by the party conducting the test and provided to the *code official*. Testing shall be performed at any time after creation of all penetrations of the *building thermal envelope*.

Exceptions:

1. R-2 occupancies that comply with section C402.5
2. Attached or stacked dwellings sharing one or more fire rated separation walls, floors, or ceilings, shall achieve an air leakage rate not to exceed 4 air changes per hour in Climate Zones 3 through 8. Where approved by the *code official*, guarded blower door testing, using multiple blower doors, shall be permitted to ensure that air leakage is measured from/to the outdoors and not from/to adjacent attached units.

During testing:

1. Exterior windows and doors, fireplace and stove doors shall be closed, but not sealed, beyond the intended weatherstripping or other infiltration control measures.
2. Dampers including exhaust, intake, makeup air, backdraft and flue dampers shall be closed, but not sealed beyond intended infiltration control measures.
3. Interior doors, if installed at the time of the test, shall be open.
4. Exterior doors for continuous ventilation systems and heat recovery ventilators shall be closed and sealed.
5. Heating and cooling systems, if installed at the time of the test, shall be turned off.
6. Supply and return registers, if installed at the time of the test, shall be fully open.

CHAPTER 5 [RE] EXISTING BUILDINGS

SECTION R501

GENERAL

Section R501.6 Historic buildings is replaced in its entirety with the following:

R501.6 Historic buildings. No provision of this code relating to the construction, *repair, alteration,* restoration and movement of structures, and *change of occupancy* shall be mandatory for *historic buildings* provided that one of the following applies:

- a. A report has been submitted to the *code official* and signed by the owner and a *registered design professional*, demonstrating that compliance with that provision would threaten, degrade or destroy the contributing historic character or features, or the historic form, materials or function of the building.
- b. The State Historic Preservation Office having jurisdiction provides a letter to the *code official* with a finding that compliance with that provision would be in conflict with the Secretary of the Interior's Standards for Rehabilitation, outlining the specific provisions that are in conflict and how compliance would threaten, degrade, or destroy the contributing historic character or features, or the historic form, materials or function of the building.
- c. The local historic preservation authority having jurisdiction provides documentation to the *code official* with a finding that compliance with that provision would be in conflict with locally adopted historic preservation policies, standards, and guidelines, outlining the specific provisions that are in conflict and how compliance would threaten, degrade or destroy the historic character or features, or the historic form, materials or function of the building.