


Master Purchase Order

DO NOT INVOICE TO THIS ADDRESS		Supplier Contract No.		SC-00003076		
City & County of Denver		Date:	June 22, 2018	Revision No.		
Purchasing Division		Payment Terms	Net 30	Ordinance (as applicable):		
201 West Colfax Avenue, Dept. 304		Freight Terms	DESTINATION			
Denver, CO 80202		Ship Via	Best Way			
United States		Buyer:	Andrew Miskell			
Phone: 720-913-8100 Fax: 720-913-8101		Phone:	(720) 913-8159			

Workday Supplier ID: DENVR0000000776 Phone: (303) 289-3161

Email: WSchafer@TransWest.com

Trans-West Inc.
P.O. Box 335
Brighton, CO 80601

Ship To: Various locations within the City and County of Denver

Bill To: As Specified By Agency

Attn: Will Schafer
Colorado Secretary of State ID: 19881057973
U.S. Federal SAM Registry Verification Date: 06/19/2018

1. Goods/Services:

Trans-West, Inc., a corporation located in the State of Colorado, (“Vendor”) shall provide the goods, and any services related thereto, identified and described on attached **Exhibit A**, to the City and County of Denver, a Colorado municipal corporation (the “City”), all in accordance with the terms and conditions of this Master Purchase Order.

2. Ordering:

The City shall purchase one or more of the goods/services by issuing a written purchase order(s) or similar appropriate written document (“Order”), each of which will be deemed incorporated into this Agreement for purposes of such Order only.

3. Pricing:

The pricing/rates for the goods/services is contained on **Exhibit A** and shall be held firm for the term of this Master Purchase Order.

4. Term, Extension, or Renewal:

The effective period of this agreement shall be from the date of City signature to and including **07/31/2021**. It is also a specific provision of this agreement that the City and the vendor may mutually agree to renew and continue this agreement for additional periods at the same price structure, terms and conditions. However, no extension date may surpass **07/31/2026**.

5. Non-Exclusive:

This Master Purchase Order is non-exclusive. City does not guarantee any minimum purchase other than as provided herein.

6. Inspection and Acceptance:

City may inspect all goods/services prior to acceptance. Payment does not constitute acceptance. Vendor shall bear the cost of any inspection/testing that reveal goods/services that are defective or do not meet specifications. City’s failure to accept or reject goods/services shall not relieve Vendor from its responsibility for such goods/services that are defective or do not meet specifications nor impose liability on City for such goods/services. If any part of the goods/services are not acceptable to City, City may, in addition to any other rights it may have at law or in equity: (1) make a warranty claim; (2) repair and/or replace the goods or substitute other services at Vendor’s expense; or (3) reject and return the goods at Vendor’s cost and/or reject the services at Vendor’s expense for full credit. Any rejected goods/services are not to be replaced without written authorization from City, and any such replacement shall be on the same terms and conditions contained in this Master Purchase Order. Vendor shall perform all services in accordance with the standard of care exercised by highly competent vendors who perform like or similar services.

7. Shipping, Taxes and Other Credits and Charges:

All pricing is F.O.B. destination unless otherwise specified. Shipments must be marked with Vendor’s name, the Master Purchase Order number, and contain a delivery or packing slip. Vendor shall not impose any charges for boxing, crating, parcel post, insurance, handling, freight, express or other similar charges or fees. Vendor shall notify City in writing of any price decreases immediately, and City shall receive the benefit thereof on all unshipped items. Vendor shall comply with any additional delivery terms specified herein. Vendor shall be responsible for the cleanup and reporting of any contamination (environmental or otherwise) or spillage resulting from the delivery and/or unloading of goods within twenty-four (24) hours of the contamination or spillage or sooner if required by law. Vendor shall procure all permits and licenses; pay all charges, taxes and fees; and give all notices necessary and incidental to the fulfillment of this Master Purchase Order and all cost thereof have been included in the prices contained herein. City shall not be liable for the payment of taxes, late charges or penalties of any nature, except as required by D.R.M.C. § 20-107, et seq. The price of all goods/services shall reflect all applicable tax exemptions. City’s Federal Registration No. is 84-6000580 and its State Registration No. is 98-02890. Vendor shall pay all sales and use taxes levied by City on any tangible personal property built into the goods/services. Vendor shall obtain a Certificate of Exemption from the State of Colorado Department of Revenue prior to the purchase of any materials to be built into the goods/services and provide a copy of the Certificate to City prior to final payment.

8. Risk of Loss:

Vendor shall bear the risk of loss, injury or destruction of goods prior to delivery to City. Loss, injury or destruction shall not release Vendor from any obligation hereunder.

9. Invoice:

Each invoice shall include: (i) the Purchase Order number; (ii) individual itemization of the goods/services; (iii) per unit price, extended and totaled; (iv) quantity ordered, back ordered and shipped; (v) an invoice number and date; (vi) ordering department's name and "ship to" address; and (vii) agreed upon payment terms set forth herein.

10. Payment:

Payment shall be subject to City's Prompt Payment Ordinance D.R.M.C. § 20-107, et-seq. after City accepts the goods/services. Any other provision of this Agreement notwithstanding, in no event shall the City be liable for aggregate payments under this Master Purchase Order in excess of **Fifteen Million Dollars (\$15,000,000.00)**. The Vendor acknowledges that any goods/services provided beyond those specifically described in **Exhibit A** are performed at Contractor's risk and without authorization from the City. City's payment obligations hereunder, whether direct or contingent, shall extend only to funds appropriated by the Denver City Council for the purpose of this Master Purchase Order, encumbered by the City after receipt of Vendor's invoice and paid into the Treasury of City. Vendor acknowledges that: (i) City does not by this Master Purchase Order, irrevocably pledge present cash reserves for payments in future fiscal years; and (ii) this Master Purchase Order is not intended to create a multiple-fiscal year direct or indirect debt or financial obligation of City. City may setoff against any payments due to Vendor any claims and/or credits it may have against Vendor under this Master Purchase Order.

11. Amendments/Changes:

Only the Manager of General Services or his delegate is authorized to change or amend this Master Purchase Order by a formal written change order. Any change or amendment that would cause the aggregate payable under this Master Purchase Order to exceed the amount appropriated and encumbered for this Master Purchase Order is expressly prohibited and of no effect. Vendor shall verify that the amount appropriated and encumbered is sufficient to cover any increase in cost due to changes or amendments. Goods/services provided without such verification are provided at Vendor's risk. The Vendor has no authority to bind City on any contractual matters.

12. Warranty:

Vendor warrants and guarantees to City that all goods furnished under this Purchase Order are free from defects in workmanship and materials, are merchantable, and fit for the purposes for which they are to be used and that any professional services associated with the goods, or stand alone professional services under \$10,000, shall be performed in a workmanlike and professional manner with the degree of skill and judgment normally exercised by recognized professionals performing services of the same or substantially similar nature. For any goods or services which are, or become defective within twelve (12) months (unless otherwise specified) after date of receipt by City, Vendor shall at no expense to City, at City's election and to City's satisfaction, either remedy any and all defects or replace the defective goods within seven (7) days of receipt of the defective goods or accept the defective goods for full credit and payment of any return shipping charges. Vendor shall be fully responsible for any and all warranty work, regardless of third party warranty coverage. Vendor shall furnish additional or replacement parts at the same prices, conditions and specifications delineated herein.

13. Indemnification/Limitation of Liability:

Vendor shall indemnify and hold harmless City (including but not limited to its employees, elected and appointed officials, agents and representatives) against any and all losses (including without limitation, loss of use and costs of cover), liability, damage, claims, demands, actions and/or proceedings and all costs and expenses connected therewith (including without limitation attorneys' fees) that arise out of or relate to any claim of infringement of patent, trademark, copyright, trade secret or other intellectual property right related to this Master Purchase Order or that are caused by or the result of any act or omission of Vendor, its agents, suppliers, employees, or representatives. Vendor's obligation shall not apply to any liability or damages which result solely from the negligence of City. City shall not be liable for any consequential, incidental, indirect, special, reliance, or punitive damages or for any lost profits or revenues, regardless of the legal theory under which such liability is asserted. In no event shall City's aggregate liability exceed the agreed upon cost for those goods/services that have been accepted by City under this Master Purchase Order. Notwithstanding anything contained in this Master Purchase Order to the contrary, City in no way limits or waives the rights, immunities and protections provided by C.R.S. § 24-10-101, et seq.

14. Termination:

City may terminate this Master Purchase Order, in whole or in part, at any time and for any reason immediately upon written notice to Vendor. In the event of such a termination, City's sole liability shall be limited to payment of the amount due for the goods/services accepted by City. Vendor acknowledges the risks inherent in this termination for convenience and expressly accepts them. Termination by City shall not constitute a waiver of any claims City may have against Vendor.

15. Interference:

Vendor shall notify the Director of Purchasing immediately of any condition that may interfere with the performance of Vendor's obligations under this Master Purchase Order and confirm such notification in writing within twenty-four (24) hours. City's failure to respond to any such notice shall in no way act as a waiver of any rights or remedies City may possess.

16. Venue, Choice of Law and Disputes:

Venue for all legal actions shall lie in the District Court in and for City and County of Denver, State of Colorado, and shall be governed by the laws of the State of Colorado as well as the Charter and Revised Municipal Code, rules, regulations, Executive

Strategic Long-Term Cab and Chassis Procurement with Service and Parts Consideration

Orders, and fiscal rules of City. All disputes shall be resolved by administrative hearing, pursuant to the procedure established by D.R.M.C. § 56-106. Director of Purchasing shall render the final determination.

17. Assignment/No Third Party Beneficiary:

Vendor shall not assign or subcontract any of its rights or obligations under this Master Purchase Order without the written consent of City. In the event City permits an assignment or subcontract, Vendor shall continue to be liable under this Master Purchase Order and any permitted assignee or subcontractor shall be bound by the terms and conditions contained herein. This Master Purchase Order is intended solely for the benefit of City and Vendor with no third party beneficiaries

18. Notice:

Notices shall be made by Vendor to the Director of Purchasing and by City to Vendor at the addresses provided herein, in writing sent registered, return receipt requested.

19. Compliance With Laws:

Vendor shall observe and comply with all federal, state, county, city and other laws, codes, ordinances, rules, regulations and executive orders related to its performance under this Master Purchase Order. City may immediately terminate this Master Purchase Order, in whole or in part, if Vendor or an employee is convicted, plead nolo contendere, or admits culpability to a criminal offense of bribery, kickbacks, collusive bidding, bid-rigging, antitrust, fraud, undue influence, theft, racketeering, extortion or any offense of a similar nature.

20. Insurance:

Vendor shall secure, before delivery of any goods/services, the following insurance covering all operations, goods and services provided to City. Vendor shall keep the required insurance coverage in force at all times during the term of the Master Purchase Order, or any extension thereof, during any warranty period, and for three (3) years after termination of this Master Purchase Order. The required insurance shall be underwritten by an insurer licensed to do business in Colorado and rated by A.M. Best Company as "A-"VIII or better. Each policy shall contain a valid provision or endorsement requiring notification to the City in the event any of the required policies be canceled or non-renewed before the expiration date thereof. Such written notice shall be sent to the parties identified in the Notices section of this Agreement. Such notice shall reference the City contract number listed on the signature page of this Agreement. Said notice shall be sent thirty (30) days prior to such cancellation or non-renewal unless due to non-payment of premiums for which notice shall be sent ten (10) days prior. If such written notice is unavailable from the insurer, contractor shall provide written notice of cancellation, non-renewal and any reduction in coverage to the parties identified in the Notices section by certified mail, return receipt requested within three (3) business days of such notice by its insurer(s) and referencing the City's contract number. If any policy is in excess of a deductible or self-insured retention, City must be notified by Vendor. Vendor shall be responsible for the payment of any deductible or self-insured retention. The insurance coverages specified in this Master Purchase Order are the minimum requirements, and these requirements do not lessen or limit the liability of Vendor. Risk Management reserves the right to require additional policies and/or limits based on agreement scope of work. Vendor shall provide a copy of this Master Purchase Order to its insurance agent or broker. Vendor may not commence services or work relating to the Master Purchase Order prior to placement of coverage. Contractor certifies that the attached certificate of insurance attached to the Master Purchase Order documents, preferably an ACORD certificate, complies with all insurance requirements of this Master Purchase Order. The City's acceptance of a certificate of insurance or other proof of insurance that does not comply with all insurance requirements set forth in this Master Purchase Order shall not act as a waiver of Vendor's breach of this Master Purchase Order or any of the City's rights or remedies under this Agreement. The City's Risk Management Office may require additional proof of insurance, including but not limited to policies and endorsements. Vendor's insurer shall name as Additional Insured to its Commercial General Liability and Business Auto Liability policies the City and County of Denver, its elected and appointed officials, employees and volunteers. Vendor's insurer shall waive subrogation rights against the City. All sub-contractors and sub-consultants (including independent contractors, suppliers or other entities providing goods/services required by this Master Purchase Order) shall be subject to all of the requirements herein and shall procure and maintain the same coverages required of Vendor. Vendor shall include all such entities as insureds under its policies or shall ensure that they all maintain the required coverages. Vendor shall provide proof of insurance for all such entities upon request by City. For Worker's Compensation Insurance, Vendor shall maintain the coverage as required by statute for each work location and shall maintain Employer's Liability insurance with limits of \$100,000 for each bodily injury occurrence claim, \$100,000 for each bodily injury caused by disease claim, and \$500,000 aggregate for all bodily injuries caused by disease claims. Vendor expressly represents to City, as a material representation upon which City is relying, that none of the Vendor's officers or employees who may be eligible under any statute or law to reject Workers' Compensation Insurance shall effect such rejection during any part of the term of this Master Purchase Order, and that any such rejections previously effected, have been revoked. Vendor shall maintain Commercial General Liability coverage with limits of \$1,000,000 for each occurrence, \$1,000,000 for each personal and advertising injury claim, \$2,000,000 products and completed operations aggregate, and \$2,000,000 policy aggregate. Vendor shall maintain Business Auto Liability coverage with limits of \$1,000,000 combined single limit applicable to all owned, hired and non-hired vehicles used in performing services under this Master Purchase Order. For Commercial General Liability coverage, the policy must provide the following: (i) That this Master Purchase Order is an Insured Contract under the policy; (ii) Defense costs in excess of policy limits (iii) A severability of interests, separation of insureds or cross liability provision; and (iv) A provision that coverage is non-contributory with other coverage or self-insurance provided by City. For claims-made coverage, the retroactive date must be on or before the first date when any goods

or services were provided to City. Vendor must advise the City in the event any general aggregate or other aggregate limits are reduced below the required per occurrence limits. At their own expense, and where such general aggregate or other aggregate limits have been reduced below the required per occurrence limit, the Contractor will procure such per occurrence limits and furnish a new certificate of insurance showing such coverage is in force.

21. Severability:

If any provision of this Master Purchase Order, except for the provisions requiring appropriation and encumbering of funds and limiting the total amount payable by City, is held to be invalid, illegal or unenforceable by a court of competent jurisdiction, the validity of the remaining portions or provisions shall not be affected if the intent of City and Vendor can be fulfilled.

22. Survival:

All terms and conditions of this Master Purchase Order which by their nature must survive termination/expiration shall so survive. Without limiting the foregoing, Vendor's insurance, warranty and indemnity obligations shall survive for the relevant warranty or statutes of limitation period plus the time necessary to fully resolve any claims, matters or actions begun within that period. Bonds shall survive as long as any warranty period.

23. No Construction Against Drafting Party:

No provision of this Master Purchase Order shall be construed against the drafter.

24. Status of Vendor/Ownership of Work Product:

Vendor is an independent contractor retained on a contractual basis to perform services for a limited period of time as described in Section 9.1.1E(x) of the Charter of City. Vendor and its employees are not employees or officers of City under Chapter 18 of the D.R.M.C. for any purpose whatsoever. All goods, deliverables, hardware, software, plans, drawings, reports, submittals and all other documents or things furnished to City by Vendor shall become and are the property of City, without restriction.

25. Records and Audits:

Vendor shall maintain for three (3) years after final payment hereunder, all pertinent books, documents, papers and records of Vendor involving transactions related to this Master Purchase Order, and City shall have the right to inspect and copy the same.

26. Remedies/Waiver:

No remedy specified herein shall limit any other rights and remedies of City at law or in equity. No waiver of any breach shall be construed as a waiver of any other breach.

27. No Discrimination in Employment:

Vendor shall not refuse to hire, discharge, promote or demote, or to discriminate in matters of compensation against any person otherwise qualified, solely because of race, color, religion, national origin, gender, age, military status, sexual orientation, marital status, or physical or mental disability; and Vendor shall insert the foregoing provision in any subcontracts hereunder.

28. Use, Possession or Sale of Alcohol or Drugs:

Vendor shall cooperate and comply with the provisions of Executive Order 94. Violation may result in City terminating this Master Purchase Order or barring Vendor from City facilities or from participating in City operations.

29. Conflict of Interest:

No employee of City shall have any personal or beneficial interest in the goods/services described in this Master Purchase Order; and Vendor shall not hire or contract for services any employee or officer of City which would be in violation of City's Code of Ethics, D.R.M.C. §2-51, et seq. or the Charter §§ 1.2.8, 1.2.9, and 1.2.12.

30. Advertising and Public Disclosure:

The Vendor shall not include any reference to the Master Purchase Order or to services performed or goods purchased pursuant to the Master Purchase Order in any of the Vendor's advertising or public relations materials without first obtaining the written approval of the Director of Purchasing.

31. No Employment of Illegal Aliens to Perform Work Under The Agreement:

a. This Agreement is subject to Division 5 of Article IV of Chapter 20 of the Denver Revised Municipal Code, and any amendments (the "Certification Ordinance").

b. The Contractor certifies that:

- (1) At the time of its execution of this Agreement, it does not knowingly employ or contract with an illegal alien who will perform work under this Agreement.
- (2) It will participate in the E-Verify Program, as defined in § 8-17.5-101(3.7), C.R.S., to confirm the employment eligibility of all employees who are newly hired for employment to perform work under this Agreement.

c. The Contractor also agrees and represents that:

- (1) It shall not knowingly employ or contract with an illegal alien to perform work under the Agreement.
- (2) It shall not enter into a contract with a subconsultant or subcontractor that fails to certify to the Contractor that it shall not knowingly employ or contract with an illegal alien to perform work under the Agreement.
- (3) It has confirmed the employment eligibility of all employees who are newly hired for employment to perform work under this Agreement, through participation in the E-Verify Program.

Strategic Long-Term Cab and Chassis Procurement with Service and Parts Consideration

- (4) It is prohibited from using the E-Verify Program procedures to undertake pre-employment screening of job applicants while performing its obligations under the Agreement, and that otherwise requires the Contractor to comply with any and all federal requirements related to use of the E-Verify Program including, by way of example, all program requirements related to employee notification and preservation of employee rights.
- (5) If it obtains actual knowledge that a subconsultant or subcontractor performing work under the Agreement knowingly employs or contracts with an illegal alien, it will notify such subconsultant or subcontractor and the City within three (3) days. The Contractor will also then terminate such subconsultant or subcontractor if within three (3) days after such notice the subconsultant or subcontractor does not stop employing or contracting with the illegal alien, unless during such three-day period the subconsultant or subcontractor provides information to establish that the subconsultant or subcontractor has not knowingly employed or contracted with an illegal alien.
- (6) It will comply with any reasonable request made in the course of an investigation by the Colorado Department of Labor and Employment under authority of § 8-17.5-102(5), C.R.S, or the City Auditor, under authority of D.R.M.C. 20-90.3.

d. The Contractor is liable for any violations as provided in the Certification Ordinance. If Contractor violates any provision of this section or the Certification Ordinance, the City may terminate this Agreement for a breach of the Agreement. If the Agreement is so terminated, the Contractor shall be liable for actual and consequential damages to the City. Any such termination of a contract due to a violation of this section or the Certification Ordinance may also, at the discretion of the City, constitute grounds for disqualifying Contractor from submitting bids or proposals for future contracts with the City.

32. Federal provisions:

Where the source of the funds, directly or indirectly for this Purchase Order is the Federal Government, the Vendor agrees to the applicable provisions set out below. The Vendor shall be responsible for determining which terms are applicable to its products and/or services.

EQUAL EMPLOYMENT OPPORTUNITY COMPLIANCE Contractor agrees to comply with Executive Order 11246 of September 24, 1965, entitled "Equal Employment Opportunity," as amended by Executive Order 11375 of October 13, 1967, and as supplemented in Department of Labor regulations (41 CFR Part 60). DAVIS-BACON ACT COMPLIANCE Contractor agrees to comply with the Davis-Bacon Act (40 U.S.C. 3148 to 3148) as supplemented by Department of Labor regulations (29 CFR part 5). ANTI-KICKBACK ACT COMPLIANCE Contractor agrees to comply with the Copeland "Anti-Kickback" Act (18 U.S.C. 874) as supplemented in Department of Labor regulations (29 CFR Part 3). CONTRACT WORK HOURS AND SAFETY STANDARDS Contractor agrees to comply with Sections 102 and 107 of the Contract Work Hours and Safety Standards Act (40 U.S.C. 327-333), as supplemented by Department of Labor regulations (29 CFR part 5) RIGHTS TO INVENTIONS MADE UNDER A CONTRACT OR AGREEMENT Contractor agrees to comply with 37 CFR part 401, "Rights to Inventions Made by Nonprofit Organizations and Small Business Firms Under Government Grants, Contracts and Cooperative Agreements," and any implementing regulations issued by the awarding agency. CLEAN AIR AND WATER REQUIREMENTS Contractor agrees to comply with all applicable standards, orders, or requirements issued under the Clean Air Act (42 U.S.C. 7401 et. seq.), and the Clean Water Act (33 U.S.C. 1251 et. seq.). Contractor agrees to report each violation of these requirements to the City and understands and agrees that the City will, in turn, report each violation as required to the appropriate EPA regional office. ENERGY CONSERVATION REQUIREMENTS The Contractor agrees to comply with mandatory standards and policies relating to energy efficiency which are contained in the state energy conservation plan issued in compliance with the Energy Policy and Conservation Act. (42 U.S.C. 6201) NO SUSPENSION OR DEBARMENT Contractor certifies that neither it nor its Principals or any of its subcontractors is presently debarred, suspended, proposed for debarment, declared ineligible, or voluntarily excluded from participation in this Agreement by any Federal department or agency. BYRD ANTI-LOBBYING. If the Maximum Contract Amount exceeds \$100,000, the Contractor must complete and submit to the City a required certification form provided by the City certifying that it will not and has not used Federal appropriated funds to pay any person or organization for influencing or attempting to influence an officer or employee of any agency, a member of Congress in connection with obtaining any Federal contract grant of any other award covered by 31 U.S.C. 1352. Contractor must also disclose any lobbying with non-Federal funds that takes place in connection with obtaining any Federal award.

33. City Council:

This Supplier Contract is contingent upon City Council approval, as per the Denver Revised Municipal Code (D.R.M.C) 3.26(e) and is void without such action and approval.

Strategic Long-Term Cab and Chassis Procurement with Service and Parts Consideration

This Master Purchase Order is acknowledged and agreed to by:

Vendor Name: Transwest Truck Trailer RV
(Company Name)

By: 
(Authorized Signature)

Print Name: George Eidsness

Title: President

Date: 6-22-18

City & County of Denver, Purchasing Division

By: 

Print Name: Andrew Miskell

Title: Senior Buyer

Date: 06/26/2018

Supervisor Initial: MR
6/22/18

Strategic Long-Term Cab and Chassis Procurement with Service and Parts Consideration

EXTENSION / RENEWALS:

Upon renewal, City procurements shall be made via Purchase Order (PO) under the pricing, terms and conditions of this MPO.

Invoicing must contain the individual PO number that corresponds with the order.

General inquiries, not specific to an individual order, shall reference the above MPO.

Extension No. 1 _____

The contract made and entered into by your company and the City and County of Denver pursuant to the above referenced Master Purchase Order (MPO) expires on _____.

Should you desire to extend this contract to and including _____, and revise the aggregate amount to \$ _____, please return this page with your signature.

City & County of Denver, Purchasing Division

Vendor Name: _____
(Company Name)

By: _____
(Authorized Signature)

Print Name: _____

Title: _____

Date: _____

By: _____

Print Name: _____

Title: _____

Date: _____

Note:

Extension No. 2 _____

The contract made and entered into by your company and the City and County of Denver pursuant to the above referenced Master Purchase Order (MPO) expires on _____.

Should you desire to extend this contract to and including _____, and revise the aggregate amount to \$ _____, please return this page with your signature.

City & County of Denver, Purchasing Division

Vendor Name: _____
(Company Name)

By: _____
(Authorized Signature)

Print Name: _____

Title: _____

Date: _____

By: _____

Print Name: _____

Title: _____

Date: _____

Note:

Strategic Long-Term Cab and Chassis Procurement with Service and Parts Consideration

EXTENSION / RENEWALS:

Upon renewal, City procurements shall be made via Purchase Order (PO) under the pricing, terms and conditions of this MPO.

Invoicing must contain the individual PO number that corresponds with the order.

General inquiries, not specific to an individual order, shall reference the above MPO.

Extension No. 3___

The contract made and entered into by your company and the City and County of Denver pursuant to the above referenced Master Purchase Order (MPO) expires on _____.

Should you desire to extend this contract to and including _____, and revise the aggregate amount to \$_____, please return this page with your signature.

City & County of Denver, Purchasing Division

Vendor Name: _____
(Company Name)

By: _____
(Authorized Signature)

Print Name: _____

Title: _____

Date: _____

By: _____

Print Name: _____

Title: _____

Date: _____

Note:

Extension No. 4___

The contract made and entered into by your company and the City and County of Denver pursuant to the above referenced Master Purchase Order (MPO) expires on _____.

Should you desire to extend this contract to and including _____, and revise the aggregate amount to \$_____, please return this page with your signature.

City & County of Denver, Purchasing Division

Vendor Name: _____
(Company Name)

By: _____
(Authorized Signature)

Print Name: _____

Title: _____

Date: _____

By: _____

Print Name: _____

Title: _____

Date: _____

Note:

EXHIBIT "A"

Supplier Contract No.: SC-0003076
Vendor Name: Trans-West, Inc.
Title: Strategic Long-Term Cab and Chassis Procurement with Service and Parts Consideration

It is recommended that you use your Supplier Contract No. – SC-00003076, in all future correspondence, billing, invoicing or other communications.

Description of the goods, and services related thereto, being purchased and pricing:

1) SCOPE OF WORK/DELIVERABLES

- A. The primary objective of this agreement is to initiate a long-term agreement with a vendor with regards to procuring Cab and Chassis & Truck Body Equipment.
 - a. City Vehicle Reference Numbers: TBD on a later date after award
- B. A secondary objective is to establish:
 - a. Firm long-term pricing structures/ rates with regards to:
 - i. Additional vehicle/ equipment procurements in the future
 - ii. Parts and component pricing
 - iii. Hourly Labor Rates: Shop and Field
 - b. Warranty Protocols
 - c. Customer Service Protocols

2) F.O.B. POINT:

All prices quoted must be quoted at a firm price F.O.B. destination, delivered to the following sites:

City and County of Denver Fleet Management – Roslyn location
5440 Roslyn Street
Building C – Door 26
Denver, CO 80216

AND

City and County of Denver Fleet Management – Central Platte Location
1271 West Bayaud Avenue
Building #5
Denver, CO 80223

Other City and County of Denver locations may be added or deleted during the term of this agreement. The City may also require the contracted Supplier to “drop ship” purchased units to various vehicle upfitters, at no additional charge to the City and County of Denver.

3) PAYMENT CONDITIONS:

Payment will be made upon final delivery and acceptance of the equipment, supplies, and/or service by the City.

4) PRICING:

All prices and percentages quoted shall be firm and fixed for the initial year of the contract period. Prices and percentages regarding all OEM Parts, Shop Rate, Field Rate, Parts and Components Discounts, and Percentage Discounts towards future Cab and Chassis shall remain firm and fixed for the duration of the entire contract period. Prices regarding the purchases of future Cab and Chassis Units may be adjusted annually upon request. Prices regarding future Cab and Chassis Units shall be negotiated and mutually agreed upon by the Vendor and the City and County of Denver Purchasing department, provided however, that adjusted increases in prices shall not exceed the inflation rate as defined by the Bureau of Labor Statistics (BLS.gov) PPI for Heavy Duty Truck Manufacturing, series ID PCU336120336120.

<https://beta.bls.gov/dataViewer/view/timeseries/PCU336120336120>

- Base Index shall be established as the average of the following six (6) months: June 2017 – November 2017. The Adjusted PPI will be based on the six (6) months that are most recent to the future purchase.
- Future vehicle procurements (as applicable) pricing will be calculated as indicated in the following example:
 - Cab and Chassis Unites have an original unit purchase price of \$150,000.00 in March of 2018
 - The Base Index is equal to 147.30
 - In April of 2019, the City desires to purchase an additional Cab and Chassis with specifications equivalent to originally purchased units from RFP # 0750A (2018)
 - PPI Adjustment index in April of 2019 is 150.57 and was averaged over the previous 6 data points
 - The anticipated percentage adjustment would be 3.850%
 - $[(\text{New PPI} - \text{Old PPI}) / \text{Old PPI}] \times 100\% = \text{Adjusted PPI \% increase/decrease}$
 - $[(150.57 - 147.30) / 147.3] \times 100\% = 3.270\%$
 - The anticipated price for April 2019 for an equivalent unit would be $\$150,000.00 \times 3.270\% = \$154,905.00$

All Standard and Expedited Shop/Field Rates for service call prices and shall stay firm and fixed for the initial term of this contract, which is located in item 4 on page 1 of this agreement. At the time of the first renewal period, the City and the contracted Supplier shall review labor rates for Standard and Expedited Shop/Field Rates that are current at the time of renewal. The City may allow for a price increase to the rates at that time, however, any increase shall be approved only by the General Services Purchasing Division.

All **parts** pricing shall be aligned with the current award made on the City's Master Purchase Order (MPO) number 0667A0117 for Freightliner brand. In the event that the City no longer wishes to engage with the contracted Vendor under MPO # 0667A0117 or any future yearly iteration, the General Services Purchasing Division and the contracted Vendor shall then engage in further negotiations regarding required parts for the items purchased under this Supplier Contract.

5) PATENTS:

Seller agrees to defend the City and County of Denver at seller's own expense, in all suits, actions or proceedings in which the City and County of Denver is made a defendant for actual or alleged infringement of any United States of America or foreign letters patent resulting from the City and County of Denver's use of the goods purchased as a result of this Award. Seller further agrees to pay and discharge any and all judgments or decrees which may be rendered in any such suit, action or proceeding against the City and County of Denver.

Seller agrees to indemnify and hold harmless the City and County of Denver from any and all license, royalty and proprietary fees or costs, including legal costs, which may arise out of the City and County of Denver's purchase and use of goods supplied by the seller.

It is expressly agreed by seller that these covenants are irrevocable and perpetual.

6) COOPERATIVE PURCHASING:

The City and County of Denver encourages and participates in cooperative purchasing endeavors undertaken by or on behalf of other governmental jurisdictions, pursuant to Denver Revised Municipal Code Sec. 20-64.5. To the extent other governmental jurisdictions are legally able to participate in cooperative purchasing endeavors, the City and County of Denver supports such cooperative activities. Further, it is a specific requirement of this proposal or Request for Proposal that pricing offered herein to the City and County of Denver may be offered by the vendor to any other governmental jurisdiction purchasing the same products.

The vendor(s) must deal directly with any governmental agency concerning the placement of purchase orders, freight charges for destinations outside of the Denver Metro area, contractual disputes, invoicing, and payment. The City and County of Denver shall not be liable for any costs, damages incurred by any other entity.

7) BASE REQUIREMENTS:

a) **PRODUCT RETURN PROTOCOL**

- i) Agencies shall receive full credit for any parts/ components returned within 365 days of initial delivery.
- ii) Agencies shall receive a minimum of one-half (1/2) or greater credit for any parts/ components returned within 366-720 days of initial delivery.
- iii) Vendor shall contact each using agency within thirty days of agreement initiation to collaborate in relation to return parts/ components protocol(s).

b) **PALLETS**

- i) All pallets supplied shall be non-returnable (unless City agency requires it) and no deposit shall be applied.

c) **PARTS CONSIGNMENT**

- i) The vendor shall consider consignment requests on behalf of City agencies.

(1) The Purchasing Division will arbitrate consignment arrangements when necessary.

d) **PARTS AND COMPONENT CONSIDERATIONS:**

- i) Standard City Parts and Component Delivery Protocol:

- ii) Unit prices to be inclusive of shipping and freight: F.O.B. Destination- Denver, Colorado-City and County of Denver property, delivered to multiple City locations.
- iii) The vendor will be required to maintain adequate local inventories to cover normal usage by agencies of the City.
- iv) The Vendor shall have the ability to provide a minimum of two (2) deliveries to each City maintenance facility listed above in F.O.B. Point for repair parts. Additional delivery locations may be added or removed by the City during the life of this agreement.
- v) Delivery of in-stock / on-hand Parts/ Components, as agreed upon by both parties, at accepted vendor's location are to be delivered FOB Destination-City and County of Denver property at no charge.
 - (1) Orders received Monday-Friday before 12:00 PM requires same day delivery in the afternoon by 5:00 PM or earlier.
 - (2) If the City deems there to be a need for a second daily delivery, then scheduled orders received Monday-Friday after 12:00 PM to 6:00 PM requires next business day (Monday-Friday) delivery before 12:00 PM or earlier.
- vi) The vendor shall collaborate with City agencies in regards to their specific delivery requirements including but not limited to weekend and potential swing and night shift requirements during periods of emergency.
- vii) Deliveries of items not at accepted vendor location that require shipment from outside the Denver Metro Area are anticipated within 48 hours (Monday through Friday excluding holidays) from the time the order at no charge.
- viii) In the event an order cannot be delivered within the timelines above, the accepted vendor shall contact the agency within two (2) hours of the initial City request and communicate the anticipated lead-time.
- ix) The City shall not compensate the vendor for expedited freight costs for those items specifically identified by each agency in writing that the vendor is to routinely stock for that agency.
- x) The vendor is to accommodate expedited delivery requests by City agencies as required; the City shall only compensate the vendor for balance of expedited freight costs versus standard delivery costs.
- xi) Vendor will allow the City to pick up parts within two (2) business hours after an order has been placed- when required.
- xii) Continual shortages and expedite requirements on the part of the City due to the accepted vendor's inventory shortages may result in termination of Master Purchase Order agreement.
- xiii) The City reserves the right to purchase from other sources those items which are required on an emergency basis and cannot be supplied immediately from stock by the vendor.

e) PARTS AND COMPONENT WARRANTY

i) Standard City Warranty Clause:

Vendor warrants and guarantees to City that all goods furnished under this Master Purchase Order are free from defects in workmanship and materials, are merchantable, and fit for the purposes for which they are to be used. For any goods furnished under this Master Purchase Order which become defective within twelve (12) months (unless otherwise specified) after date of receipt by City, Vendor shall either, at City's election and to City's satisfaction, remedy any and all defects or replace the defective goods at no expense to City within seven (7) days of receipt of the defective goods or accept the defective goods for full credit and payment of any return shipping charges. Vendor shall be fully responsible for any and all warranty work, regardless of third party warranty coverage. Vendor shall furnish additional or replacement parts at the same prices, conditions and specifications delineated herein.

f) GENUINE MANUFACTURER ASSURANCE

- i) Genuine Manufacturer Parts and Components that vendor sells to the City and County of Denver shall be sourced **directly** from the Genuine Manufacturer Parts and Components Distribution Center(s).
- ii) Supplied Parts and Components Nomenclature/ Identifiers are to correspond with Genuine Manufacturer part numbers.

g) PROCUREMENT METHODOLOGIES-DEFINITIONS

- i) P-CARD: City Agency may utilize a City Credit Card (Procurement Card)
- ii) Blanket PO(Purchase Order): City Agency may establish a Blanket PO, the Agency will place multiple orders using the same PO Number and the Vendor will be required to invoice indicating the same PO number for multiple purchases over time.
- iii) PO- City Agency may issue a single PO for a specific set of items for a specific instance; the Vendor will be required to invoice indicating the specific PO number.
- iv) Catalog: The City Agency will order items through the City's ERP 'Catalog File' and issue the vendor PO's. The Purchasing Division, City Agency, and Vendor will continually collaborate to identify and update specific items and their pricing in the City 'Item File'.
- v) Note: The City reserves the right to add/ delete/ change procurement methodologies for manufacture line items herein throughout the term of Master Purchase Order agreement and any renewal periods.

h) PARTS AND COMPONENT BILLING

- i) Vendor shall be able to accommodate combined periodic billing as required.
- ii) Payment methodology may include check or credit card (P-Card/ Procurement Card) for replacement parts
- iii) The vendor cannot offer a separate pricing structure or charge an additional fee(s) for procurement (credit) card purchases for parts and components.

i) PARTS AND COMPONENTS PRICE UPDATES

- i) Price list(s) changes/ updates will be allowed to go in effect only if preceded by a 15-calendar day written notice by the vendor to the City.
- ii) Vendors will be allowed to submit price list changes only once in any one 180-day time period.
- iii) Vendor updated pricing is to be submitted to Purchasing and City agencies.
- iv) Revised Published Price Lists will be accepted only in the event of an industry-wide price change, as evidenced by the issuance of revised price lists by the manufacturer and/or a justification acceptable to the Director of Purchasing.
- v) Percentage Price Adjustment Rates shall remain firm and fixed for the duration of the contract

j) ITEM FILE (PARTS/ COMPONENTS):

- i) The City has implemented a SKU (Stock Keeping Unit) inventory-tracking module into its financial system, known internally as the 'Item File';
- ii) It is a specific requirement of this solicitation that an awarded vendor(s) collaborate with the City to introduce and maintain specific SKU's/ Items within the City's 'Item File' (as required);
- iii) The protocol for the City/ Vendor/ SKU 'Item File' collaboration includes but is not limited to the following:
 - iv) Specific items will be identified by the City to be become a SKU/ Item;
 - (1) The City and vendor will collaborate to determine the SKU/ Item description;
 - (2) Specific SKU/Item pricing will be determined by applying the vendor's price percentage adjustment to the price list and price column identified by the vendor for each SKU/ Item or as determined by specific bid price for the SKU/ Item (as applicable);
 - (3) The SKU/ Item price will be fixed for finite periods as determined by the City;
 - (4) City Agencies will order the SKU/ Item via the City's Purchasing Division's Procurement Module and issue the vendor Purchase Orders;
 - (5) The vendor shall enter/ populate City SKU/ Item upload templates with required information and pricing;

k) **VENDOR PERFORMANCE MANAGEMENT:**

- i) The City will administer a vendor performance management program as part this agreement. The purpose of this program is to create a method for documenting and advising the Purchasing Department of exceptional performance or any problems related to the purchased goods and services.
- ii) Vendor will be required to furnish a performance report to the buyer on an annual basis, no later than the anniversary date of the applicable Master Purchase Order or City Contract, may provide at a minimum the following information:

iii) **FOR GOODS**

- (1) Total dollar value of purchases per City Agency
- (2) Total number of transactions per City Agency
- (3) Percentage of items shipped from local stock
- (4) Percentage of items backordered
- (5) Average delivery time for stock material
- (6) Average delivery time for backorders

CCD EXHIBIT A - SC-00003076 - Continued

Request for Proposal No. 0750A (2018)
Strategic Long-Term Cab and Chassis Procurement with Service and Parts Consideration
Configuration # 1

Reference Nos.: TBD

CITY AND COUNTY OF DENVER Technical Specifications and Bid Items For a Tandem Axle Multi-Purpose Dump Truck with Options

1.1 General Description

A new current model year, Class 8, 26,001 GVWR (plate certified) business class tandem axle truck. Vehicle to be powered by a turbo-charged diesel engine with charge air cooling, a 26,001 GVWR axle/suspension rating less tires with multi-purpose live-bottom dump body configuration and options. The truck shall be suitable for hauling materials from dirt and debris to asphalt and with options for snow plowing and salt/sand spreading or an approved equal

1.2 Standard Factory Equipment

All standard factory equipment shall be included with the vehicle/equipment; no deletions of standard factory equipment will be permitted unless specifically superseded in these specifications. Accessories not specifically mentioned herein but necessary to furnish a complete unit ready for use shall also be included.

1.3 Government Requirements (where applicable)

The vehicle/equipment shall be built to, and perform in accordance with, all the requirements of the latest edition of the following standards and specifications:

- FHWA, Federal Highway Administration
- SAE, Society of Automotive Engineers Specifications
- FMVSS, Federal Motor Vehicle Safety Standards
- DOT, Department of Transportation Regulations
- AWS, American Welding Society Standards
- PUC, Public Utilities Commission (Colorado)

1.4 Workmanship and Durability

Workmanship throughout the vehicle/equipment shall conform to the highest standards. Durability shall be sufficient to allow safe and efficient operation of the equipment/vehicle.

1.5 Completion of Bid Items and Alternates

Vendor will complete each line item in "Offered Equipment" and "Cost" columns in the following manner:

- A. Provide vehicle/equipment's technical information: in "Offered Equipment" provide technical information as requested and provide cost of item in "Cost" column.
- B. Included Standard Equipment: in "Offered Equipment" column provide technical information as requested for standard equipment in, "Cost" column write NC for "No Charge".
- C. Differences: in "RED" ink in "Offered Equipment" column adjacent to Description of Equipment provide information on the item being offered, in "Cost" column provide cost if there is a bid item cost.
- D. Vendors shall break out and list costs for each specification section. Failure to break out proposed costs may cause proposal to be non-responsive. Breakout costs will be used for comparisons clarifying cost issues and if deletions to the specifications need to be made.

CCD EXHIBIT A - SC-00003076 - Continued

Request for Proposal No. 0750A (2018)

Strategic Long-Term Cab and Chassis Procurement with Service and Parts Consideration

Configuration # 1

1.6 Major Areas of Concern

	Description of Concern
A.	Operator Cab Area to include: <ol style="list-style-type: none">1. Steering wheel belly room.2. Shoulder leg and hip room.3. Head room.4. Operator's vision.5. Floor height and step distances.6. Ergonomic layout of vehicle and all body controls.7. Ease and speed of operation of all functions.
B.	Mirror width for use in narrow and obstructed areas to include: <ol style="list-style-type: none">1. Overall extended mirror width.2. Minimum mirror width.3. Ability for mirrors to be hit by obstructions (branches etc) and absorb the hit without damage.4. Ability for mirrors to be reset or adjusted into position without operator leaving operator's station.
C.	Dual Function Ability: <ol style="list-style-type: none">1. Primary function is to efficiently and safely transport hot asphalt to City paving projects and discharge the asphalt into the City paving machines efficiently and at proper temperature for efficient mat lay down of the asphalt.2. Secondary functions are: to efficiently and safely:<ol style="list-style-type: none">a Efficiently plow City streets of snow and ice during and after snow storms.b Distribute granular de-icing agents onto the City streets in prescribed tons/mile and record dispensed amounts.3. Ability to easily and quickly switch between primary and secondary functions.
D.	Warranty: <ol style="list-style-type: none">1. Ability and cost to obtain a 5-year warranty on cab and chassis.2. Ability and cost to obtain an extended warranty on dump body, hoist, snowplow/spreader controls and hydraulic system.3. Location of warranty providers.
E.	Service Ability: <ol style="list-style-type: none">1. Ability to easily service cab and chassis items that require regular (yearly or less) servicing and maintenance.2. Ability to easily service dump body, snowplow, hydraulic system and spreader body components/items that require regular (yearly or less) adjusting, servicing and maintenance.

Transwest Truck Trailer RV

CCD EXHIBIT A - SC-00003076 - Continued

Request for Proposal No. 0750A (2018)

Strategic Long-Term Cab and Chassis Procurement with Service and Parts Consideration

Configuration # 1

2.0 **Build Status of Vehicles:**

2.1 **Contractor and all sub vendors after receipt of the City's purchase order shall:**

The primary Contractor (prime vendor) shall be responsible for providing within 15 business days to the City a "Preliminary Build Status Plan" to include but not limited to:

1. The "Build Status Plan" shall include sufficient detail to assure that the ordered units will meet specifications and be built to the highest quality standards and be delivered on time.
2. Placement date of initial order with the cab and chassis manufacture.
3. Cab and chassis manufacturer's date of order acceptance. Written order confirmation is required.
4. Placement date of initial order with the body manufacture.
5. Body manufacturer's date of order acceptance. Written order confirmation is required.
6. Build date for cab and chassis to include start date and completion date.
7. Build date for body to include start date and completion date.
8. Delivery date of the cab and chassis to the sub vendor's body manufacturer.
9. Beginning and completion dates for installation of the body on the cab and chassis.
10. Ship date for the completed vehicle (cab and chassis with body) from sub vendor's body manufacturer to Denver and which location shipped to.
11. Contractor and sub vendors local vehicle preparation time.
12. Delivery of a completed vehicle meeting specifications to the City.

2.2 **The Contractor shall contact all sub vendors:**

The Contractor shall contact all sub-contractors providing accessories and equipment for the vehicle (s) and provide the sub-contractors with the a list of all accessories and equipment, manufacturer's order confirmation, order number, vehicle specifications, build date and delivery date to dealer from the vehicle manufacturer on the ordered vehicle. It is the primary selling dealer's responsibility to assure that the sub-contractors orders the accessories and equipment and has the items in stock and is prepared to install the accessories and equipment items when the vehicle arrives at the dealership.

CCD EXHIBIT A - SC-00003076 - Continued

3.1 Basic Vehicle or Approved Equal

	Description of Equipment	Offered Equipment	Cost
A.	<ol style="list-style-type: none"> Construction type single axle straight truck with setback front axle, left-hand steering 106" BBC. Front axle shall be setback 40" from front of bumper. Wheelbase: 150" approximate. Usable Cab-to-Axle: 84" approximate. Usable After Frame: 48" Front tire cut angle 55° Wall-to-wall turning diameter: 44'-0". Maximum height: 10'. Vendor shall verify that wheelbase cab to axle and rear frame length is appropriate for application. Rear of frame shall extend to rear of body. 	Make: <u>Freightliner</u> Model: <u>M2106</u> GVWR Rating: <u>26,000</u> lbs Front Axle Setback: <u>41</u> in Wheelbase: <u>150</u> " C to T: <u>84</u> " A F: <u>48</u> " Cut Angle: <u>55</u> ° Turn Dia.: <u>43.4</u> ' Height of Dump Truck: <u>10'</u>	\$ <u>61,405</u>
B.	Frame: <ol style="list-style-type: none"> Rating 26,001-lbs. GVWR minimum, Heavy-duty 80,000-psi full channel heat-treated steel SINGLE frame NO DOUBLE FRAME. RBM and deep frame section 508,000 in-lb. minimum. <p style="text-align: center; color: blue;"><u>26,000 4x4 FFE</u></p>	Frame Rating: <u>26-66,000</u> -lbs Yield Strength: <u>80-120,000</u> psi Section Modulus/rail: <u>12.7-21.6</u> in ³ Frame RBM/rail: <u>635,000</u> lbf-in <u>RPM 2,592,000</u>	
C.	Towing Provisions: <ol style="list-style-type: none"> Tow hooks, two front frame mounted. Air brake 3/8" female quick-connect hook up system on right front of the vehicle for wrecker air brake connection. Quick-connectors shall be easily accessible and protected behind the bumper and angled rearward away from the bumper so that hose connection is not difficult. A check valve shall be provided at the vehicles air tank to prevent air loss. 	<input checked="" type="radio"/> Yes No Type of connection: <u>Quick Connect</u> <input checked="" type="radio"/> Yes No	\$ <u>175</u>
D.	Keying: <ol style="list-style-type: none"> Keys keyed alike Ignition, Door, (same) and Toolboxes (same), 7 sets per vehicle. If the City has similar make and model trucks in the fleet the trucks shall be keyed the same as existing trucks. 	<input checked="" type="radio"/> Yes No <input checked="" type="radio"/> Yes No	\$ <u>50</u>
Base Vehicle SUB TOTAL COST:		\$ _____	

CCD EXHIBIT A - SC-00003076 - Continued

3.2 Engine or Approved Equal

	Description of Equipment	Offered Equipment	Cost
A.	<p>Engine:</p> <ol style="list-style-type: none"> 1. Detroit DD8 7.7 liter, VGT turbocharged diesel engine, rated at 300 hp @ 2,200 rpm, torque 860 lb/ft @ 1,200 rpm 7.5 liter minimum: 2. Engine shall utilize DEF (diesel exhaust fluid) to meet current EPA regulations and reduce NOx: 3. Engine shall meet the EPA, 50-State Clean Idle Certification 4. Engines shall be electronically controlled with following components: 5. Engine protection system to monitor low oil pressure, high coolant temperature and low coolant level that will prevent component damage with manual over-ride on truck engine: <ol style="list-style-type: none"> a. Low oil pressure. b. High oil temperature. c. High coolant temperature. d. Low coolant level. e. High transmission oil temperature. f. Idle shutdown timer set at 10 minutes. g. Speed limiter top gear and cruise. 6. Computer controlled fast idle and PTO protection. 7. Thermos bottle stopper-type dipstick. 8. Magnetic drain plug. 9. Delco-Remy 36-SI, 160 amp alternator. brushless 10. Delco-Remy 38 MT, 12v starter. 11. Oil Sample Valve (NO Approved Equal) Titan Lab part #OD1014 	<p>Make: <u>Detroit</u> Model: <u>DD8</u> HP: <u>300</u> @ <u>2200</u> rpm Torque: <u>860</u> @ <u>1200</u> rpm</p> <p><input checked="" type="radio"/> Yes No <input checked="" type="radio"/> Yes No <input checked="" type="radio"/> Yes No <input checked="" type="radio"/> Yes No <input checked="" type="radio"/> Yes No <input checked="" type="radio"/> Yes No <input checked="" type="radio"/> Yes No <input checked="" type="radio"/> Yes No <input checked="" type="radio"/> Yes No <input checked="" type="radio"/> Yes No <input checked="" type="radio"/> Yes No <input checked="" type="radio"/> Yes No <input checked="" type="radio"/> Yes No <input checked="" type="radio"/> Yes No Make: <u>Delco Remy</u> Model: <u>36 SI</u> Make: <u>Delco Remy</u> Model: <u>38 MT</u> Make: <u>Titan Lab</u> Model: <u>OD1014</u></p>	<p>\$ <u>6,000</u></p> <p>\$ <u>STD</u></p> <p>\$ <u>STD</u></p> <p>\$ <u>STD</u></p> <p>\$ <u>STD</u></p> <p>\$ <u>STD</u></p> <p>\$ <u>STD</u></p> <p>\$ <u>STD</u></p> <p>\$ <u>STD</u></p> <p>\$ <u>STD</u></p> <p>\$ <u>STD</u></p> <p>\$ <u>75</u></p> <p>\$ <u>STD</u></p> <p>\$ <u>175</u></p>
B.	<p>Retardation:</p> <ol style="list-style-type: none"> 1. COMPRESSION BRAKE NO EXHAUST BRAKE 2. Retarded control switches dash mounted with easy access for the driver. <ol style="list-style-type: none"> a On/Off switch. 	<p><input checked="" type="radio"/> Yes No</p> <p><input checked="" type="radio"/> Yes No</p>	<p>\$ <u>375</u></p> <p>\$ <u>Incl</u></p>
C.	<p>Filtration:</p> <ol style="list-style-type: none"> 1. Oil: Fleetguard LF3000 full flow/bypass oil filter. 2. Fuel: Racor 690RP12 fuel/water separator with thermostatically controlled fuel line heater. 	<p>Make: <u>Detroit</u> Model: <u>Full Flow</u> Make: <u>Detroit</u> Model: <u>12V Heat</u></p>	<p>\$ <u>STD</u></p> <p>\$ <u>25</u></p>

CCD EXHIBIT A - SC-00003076 - Continued

Configuration # 1

D.	<p>Engine Air Intake:</p> <ol style="list-style-type: none"> The air intake shall be on the far-left side of the vehicle under the hood. The air intake shall be positioned so that the air filter can be easily serviced. Air filter dual element dry type Air inlet restriction indicator located in cab 	<p><input checked="" type="radio"/> Yes No</p> <p><input checked="" type="radio"/> Yes No</p> <p>Make: <u>Donaldson</u> Model: <u>Power Core</u></p> <p><input checked="" type="radio"/> Yes No</p>	\$ <u>STD</u>
E.	<p>Exhaust Meeting 2010 EPA/GHG17 Standards:</p> <ol style="list-style-type: none"> Exhaust discharge shall be on the right side of the vehicle. The exhaust after treatment device shall be vertically mounted behind the cab to not obstruct maintenance/repairs underneath the truck. Vertical chrome stack and stainless-steel exhaust guard curved out 60° elbow. The exhaust stack/60° elbow shall easily fit up to Denver's exhaust gas evacuation system. Exhaust discharge shall be below the dump body cab protector and exhaust gases shall not discolor the dump body. The exhaust turn out shall extend out enough to prevent exhaust noise reverberation into the cab and shall also have approximately 6" of clearance to the headache board. 	<p>Trap Make: <u>Detroit</u> Model: <u>1 Box</u></p> <p>Location: <u>RH Under Cab</u></p> <p><input checked="" type="radio"/> Yes No</p> <p><input checked="" type="radio"/> Yes No</p> <p><input checked="" type="radio"/> Yes No</p>	\$ <u>450</u>
F.	<p>Fuel Tank:</p> <ol style="list-style-type: none"> Capacity 50-gallons The fuel tank shall be frame mounted on left side of chassis. Fuel Cooler 	<p>Fuel Tank Volume: <u>50</u> gallons</p> <p>Location: <u>LH Under Cab</u></p> <p><input checked="" type="radio"/> Yes No</p>	\$ <u>STD</u> \$ <u>STD</u>
G.	<p>Diesel Enhancement Fluid Tank:</p> <ol style="list-style-type: none"> Location behind fuel tank Size 6-gallons minimum Tank fill opening shall be easily identified as "DEF Fluid Only" and shall not accept the entrance of a standard diesel fuel nozzle. 	<p>Location: <u>Behind Fuel Tank</u></p> <p>DEF Tank Volume: <u>6</u> gallons</p> <p><input checked="" type="radio"/> Yes No</p>	\$ <u>STD</u>
H.	<p>Coolant Hoses:</p> <ol style="list-style-type: none"> Gates Blue Stripe hoses Hose clamps constant torque hose clamps. 	<p>Make: <u>Gates</u> Type: <u>Blue stripe</u></p>	\$ <u>STD</u>
I.	<p>Fan Clutch:</p> <ol style="list-style-type: none"> Horton Drive Master fan clutch with automatic fan control. The fan shall operate off engine coolant and transmission coolant temperature. 	<p>Make: <u>Detroit</u> Model: <u>Air on/off</u></p> <p><input checked="" type="radio"/> Yes No</p>	\$ <u>STD</u>

Request for Proposal No. 0750A (2018)
 Strategic Long-Term Cab and Chassis Procurement with Service and Parts Consideration
 Configuration # 1

J.	Air compressor: 1. Engine mounted with no belts. 2. Bendix Westinghouse 19.0 cfm minimum.	Make: <u>WABCO</u> Model: <u>Single Cylinder</u> Size: <u>20</u> cfm	\$ <u>STD</u>
K.	Cold weather starting aids on truck engine. 1. Block heater, Phillip 1500 Watt/115 Volt 2. Engine Heater Receptacle Mounted Under LH Door	Make: <u>Phillips</u> Model: <u>Tempro</u> Type: <u>750 WATT / 115 V</u> <input checked="" type="radio"/> Yes No	\$ <u>50</u>
Engine SUB TOTAL COST:		\$ <u>7,150.00</u>	

3.3 **Transmission and Drivetrain or Approved Equal**

	Description of Equipment	Offered Equipment	Cost
A.	Transmission: 1. Allison New World 3500RDS, wide ratio, 6-speed rated for 1,000 lb/ft torque with the following components: 2. Transmission and rear differential gearing shall be optimized for "Best" fuel economy; speed shall not be more than 68 mph. 3. Deep pan transmission sump with "Gold Series" filter kit rated for severe duty of 75,000 miles or 36 months. 4. Electric push-button transmission controls dash mounted. 5. Transmission interface wiring for Allison MD/HD transmission. 6. Allison TranSynd transmission fluid. 7. Transmission water-to-oil cooler. 8. Magnetic drain plug.	Make: <u>Allison</u> Model: <u>3500RDS</u> Speeds: <u>6</u> <input checked="" type="radio"/> Yes No <input checked="" type="radio"/> Yes No <input checked="" type="radio"/> Yes No <input checked="" type="radio"/> Yes No Fluid Type: <u>Allison TranSynd</u> <input checked="" type="radio"/> Yes No <input checked="" type="radio"/> Yes No	\$ <u>3300</u> \$ <u>incl</u>
B.	Front Axle: 1. Eaton, capacity 10,000-lbs. minimum 2. Oil seals and Union 76 Triton EP 75W-90 synthetic gear lubricant.	Make: <u>Detroit</u> Model: <u>DA F 10</u> Capacity: <u>10,000 Synthetic</u>	\$ <u>STD</u>
C.	Springs: 1. Front leaf with graphite impregnated spring pin bushings. Front: capacity 10,000-lbs. minimum with shock absorbers. 2. Rear Taper Leaf suspension system shock absorbers. Rear: capacity 21,000-lbs. Minimum.	Make: <u>Freightliner</u> Model: <u>Taper leaf</u> Capacity: <u>10,000</u> - lbs Make: <u>Freightliner</u> Model: <u>multi leaf</u> Capacity: <u>21,000</u> - lbs Ride Height: <u>9.70</u>	\$ <u>incl</u> \$ <u>incl</u>

CCD EXHIBIT A - SC-00003076 - Continued

Request for Proposal No. 0750A (2018)

Strategic Long-Term Cab and Chassis Procurement with Service and Parts Consideration

Configuration # 1

D.	<p>Brakes:</p> <ol style="list-style-type: none"> 1. Bendix, 17" disc front, model ADB22X extended service brakes with non-asbestos brake pads. 2. Bendix, 17" disc rear, model ADB22X-V extended service brakes with non-asbestos brake pads. 3. Brake chambers type 2824, size 24 chamber. 4. All brake components shall provide adequate clearance for asphalt/paver operations 	<p>Front Make: <u>Bendix</u> Model: <u>ADB22X</u> Disc Size: <u>17</u> in Rear Make: <u>Bendix</u> Model: <u>ADB22X V</u> Front Chamber: <u>24</u> Rear Chamber: <u>24</u> <input checked="" type="radio"/> Yes No</p>	<p>\$ <u>800</u></p>
E.	<p>Anti-Lock Brake System / Automatic Traction Control system:</p> <ol style="list-style-type: none"> 1. Anti-Lock Brake System (ABS): Eaton 4S/4M with ATC, 4-channel with (4 sensors & 4 modulators) and 5-9 psi crack pressure relay valve. System shall control all wheels/axles for safe braking. 2. Automatic Traction Control (ATC) shall work in conjunction with the Eaton ABS brake system in low traction situations limiting torque to least loaded tire allowing most loaded tire to receive torque and pull the vehicle. The ATC system in conjunction with the Interaxle Driveline Lock shall provide traction control very similar to the Driver Controlled Differential Lock system. 3. Interaxle Driveline Lock (IADL) to lock front and rear drive axles together. The interaxle differential lock shall be automatically locked via the ATC or manually locked by the driver. The IADL switch shall activate a flashing LED warning light. 4. Air lines shall be color-coded nylon type. 	<p>Make: <u>WABCO</u> Model: <u>4S/4M</u> <input checked="" type="radio"/> Yes No <input checked="" type="radio"/> Yes No <input checked="" type="radio"/> Yes No</p>	<p>\$ <u>100</u> \$ <u>incl</u> \$ <u>incl</u> \$ <u>incl</u></p>
F.	<p>Air Dryer: (No Approved Equal)</p> <ol style="list-style-type: none"> 1. Bendix AD-9SI with heated steel reservoir, automatic moisture ejector and cable operated air tank drain valves accessible from outside of vehicle. No Approved Equals. 2. Air dryer shall be installed on the outside of the frame rail in a location that is easy access and does not exceed 15-minutes to service unit. 	<p>Make: <u>Bendix</u> Model: <u>AD9 SI</u> Location: <u>Outboard LH Rail</u></p>	<p>\$ <u>STD</u> \$ <u>STD</u></p>
G.	<p>Driveline:</p> <ol style="list-style-type: none"> 1. Heavy-Duty, 2-piece, 2. Eaton Permalube type U-joints. 	<p>Make: <u>Meritor</u> Model: <u>MYL 176T</u></p>	<p>\$ <u>incl</u></p>

CCD EXHIBIT A - SC-00003076 - Continued

Request for Proposal No. 0750A (2018)
Strategic Long-Term Cab and Chassis Procurement with Service and Parts Consideration

Configuration # 1

H.	Power Steering: 1. TRW 2. Reservoir 2-qt minimum.	Make: <u>TRW</u> Model: <u>THP 60</u> <input checked="" type="radio"/> Yes No	\$ <u>STD</u>
Transmission and Drivetrain SUB TOTAL COST:		\$ <u>4200.00</u>	

3.4

Electrical System or Approved Equal

	Description of Equipment	Offered Equipment	Cost
A.	Alternator: 1. Delco-Remy 36SI heavy duty, internally regulated, output 160-amp minimum. BRUSHLESS	Make: <u>Delco Remy</u> Model: <u>36 SI</u> Output: <u>160</u> amps	\$ <u>incl</u>
B.	Batteries: A. TWO Group 31 batteries with a total CCA of 2,250 minimum. B. Battery location frame mounted left hand side under cab. <i>Fuel & DEF tank already on the left side</i> C. Battery shut-off switch easy to see and access. D. Jump start provision easy to access. E. Battery cables (00) stranded copper minimum. F. Battery box enclosure must be steel or aluminum.	Make: <u>Alliance</u> Model: <u>1231</u> Quantity: <u>2</u> Location: <u>LA under cab</u> <input checked="" type="radio"/> Yes No <input checked="" type="radio"/> Yes No Size: <u>00</u>	\$ <u>STD</u> <u>100</u> <u>45</u>
C.	Circuit Protection: 1. Circuit breakers with manual reset, no fuses. 2. Circuit breaker panel shall be easy to access. 3. Circuit breaker panel shall be clearly labeled for easy identification.	Circuit Protection Type: <u>Solid state circuit Protection + Fuses</u> <input checked="" type="radio"/> Yes No	\$ <u>STD</u>
D.	Wiring: 1. Wiring shall be color coded with hot stamped wire numbers. 2. All wiring shall be run in sealed wiring looms to reduce corrosion from magnesium chloride products.	Color coded: <input checked="" type="radio"/> Yes No Hot Stamped: <input checked="" type="radio"/> Yes No Wiring sealed: <input checked="" type="radio"/> Yes No	\$ <u>STD</u>
E.	Body Builder Junction Box: 1. Body builder's junction box shall be provided in cab to prevent corrosion from magnesium chloride. 2. Terminal shall be marked for easy identification.	Location: <u>Behind Driver seat</u> <input checked="" type="radio"/> Yes No <u>PDM</u>	\$ <u>25</u>

CCD EXHIBIT A - SC-00003076 - Continued

Request for Proposal No. 0750A (2018)

Strategic Long-Term Cab and Chassis Procurement with Service and Parts Consideration

Configuration # 1

F.	<p>Back Up Alarm:</p> <ol style="list-style-type: none"> The backup alarm shall be 112 dB, SAE type B, fully sealed, back-up alarm system with: Wired into vehicle's backup light system using OEM plug-in adapter. The alarm shall be mounted out of the vehicle's rear wheel splash area and shall be shielded. 	<p>dBa rating: <u>112</u></p> <p><input checked="" type="radio"/> Yes No</p> <p><input checked="" type="radio"/> Yes No</p>	<p>\$ <u>40</u></p> <p>\$ <u>incl</u></p> <p>\$ <u>incl</u></p>
G.	<p>Lights: (No Approved Equals) LED'S</p> <ol style="list-style-type: none"> Halogen sealed beam headlights, 12v. Daytime running lights. Wiring shall be sealed modular plug-in type. All lights shall be Truck-Lite "Lifetime Warranty" 12vDC, LED type, flush mount, sealed lexan body, grommet insulated with Fit' N Forget multi-pin plugs where possible. Integral Stop/Turn/Tail/ lights mounted in the rear corner post of the dump body model Super 44 P/N 44302R or model 60 P/N 60250R. Back up lights Truck-Lite LED, flush mount, sealed lexan body, grommet insulated, multi-pin units model 44 P/N 44206C. Marker lights Truck-Lite LED 3 per side model 10 P/N 10250R or 10250Y or model 30 P/N 30250R or 30250Y. Rear ID bar Truck-Lite LED model 35 P/N 35741R or 35740R. License plate light, Truck-Lite model 15 P/N 15040 	<p><input checked="" type="radio"/> Yes No</p> <p><input checked="" type="radio"/> Yes No</p> <p><input checked="" type="radio"/> Yes No</p> <p>Make: <u>FTL</u> Model: <u>LED</u></p> <p>Make: <u>FTL</u> Model: <u>LED</u></p> <p>Make: <u>FTL</u> Model: <u>LED</u></p> <p>Make: <u>FTL</u> Model: <u>LED</u></p> <p>Make: <u>FTL</u> Model: <u>LED</u></p> <p>Make: <u>FTL</u> Model: <u>LED</u></p>	<p><u>STD</u></p> <p>\$ <u>10</u></p> <p>\$ <u>STD</u></p> <p>\$ <u>STD</u></p> <p>\$ <u>75</u></p> <p>\$ <u>STD</u></p> <p>\$ <u>STD</u></p> <p>\$ <u>STD</u></p> <p>\$ <u>STD</u></p> <p>\$ <u>STD</u></p>
<p>Electrical System SUB TOTAL COST:</p>		<p>\$ <u>295.00</u></p>	

CCD EXHIBIT A - SC-00003076 - Continued

Request for Proposal No. 0750A (2018)

Strategic Long-Term Cab and Chassis Procurement with Service and Parts Consideration

Configuration # 1

3.5 Cooling System or Approved Equal

Description of Equipment	Offered Equipment	Cost
A. Cooling system with coolant recovery tank capable of maintaining engine manufacturer's recommended operating temperatures at an elevation of 6,800' in 120° F low humidity ambient conditions shall be provided.	<input checked="" type="radio"/> Yes No	\$ <u>STD</u>
B. Coolant protection shall be -34° F.	Protection Temperature: <u>-34</u>	\$ <u>STD</u>
C. Fleetguard coolant filter WF2071.	Make: <u>N/A</u> Model: <u>N/A</u> <u>Cummins Engine Only</u>	\$ <u>300</u>
Cooling System SUB TOTAL COST:		\$ <u>- 0 -</u>

3.6 Tires and Wheels or Approved Equal

Description of Equipment	Offered Equipment	Cost
A. Tires: 1. Tires 315/80R22.5, tubeless, 20-ply, load range L. 2. Front: Bridgestone M860A 3. Rear dual: Bridgestone 843, Snow/Aggressive Grip	Size: <u>315 80R 22.5 20</u> Make: <u>B/stone</u> Model: <u>M860A</u> Make: <u>B/stone</u> Model: <u>M843</u> Make: _____ Model: _____	\$ <u>475</u> \$ <u>480</u> \$ _____
B. Wheels: 1. Disc, 10-hole, Hub piloted type, Single nut, Meets ISO Standard 4107. 2. White powder epoxy coated finish. 3. Front 22.5" x 9". 4. Rear 22.5" x 9"	Make: <u>Accuride</u> Model: <u>29039</u> <input checked="" type="radio"/> Yes No Size: <u>22.5</u> x <u>9</u> Size: <u>22.5</u> x <u>9</u>	\$ <u>382</u>
Tires and Wheels SUB TOTAL COST:		\$ <u>1337.00</u>

3.7 Interior or Approved Equal

Description of Equipment	Offered Equipment	Cost
A. Steering Controls Left Side: 1. All critical controls required to operate the vehicle shall be easy to reach and operate from left seat. 2. Tilt and telescoping steering wheel to accommodate operators with large variations in sizes.	Make: <u>FTL</u> Model: <u>Tilt</u> Tilt: <u>Wing Dash</u> <input checked="" type="radio"/> Yes No Telescoping: <input checked="" type="radio"/> Yes No	\$ <u>190</u> \$ <u>250</u> \$ <u>incl</u>

CCD EXHIBIT A - SC-00003076 - Continued

Request for Proposal No. 0750A (2018)
Strategic Long-Term Cab and Chassis Procurement with Service and Parts Consideration

Configuration # 1

B.	<p>Cab Interior Design:</p> <ol style="list-style-type: none"> 1. The cab shall be configured to be ergonomic, comfortable and with ample room to minimize operator fatigue and discomfort. The City has operators of varying statures and adjustable seating and controls will increase safety and minimize on-the-job related physical problems and fatigue. 2. The interior design and seat position shall provide for installation of snowplow joystick and controls in an ergonomic and functional design. 	<p><input checked="" type="radio"/> Yes No If "No" Explain:</p> <p><input checked="" type="radio"/> Yes No If "No" Explain:</p>	
C.	<p>Required Submittals with Bid:</p> <ol style="list-style-type: none"> 1. Requested information must be submitted with bid for evaluation. Failure to submit the requested information may make bid non-responsive. 2. Interior left side dimensions measured: <ol style="list-style-type: none"> a. Belly Room: seat back to steering wheel. b. Leg Room: seat front edge to brake pedal. c. Head Room: seat cushion to ceiling. d. Seat fore/aft travel: e. Seat height travel: f. Steering Wheel "Knuckle Clearance": distance to closest object g. Floor Height: measured ground to cab floor. h. Cab Step Heights: measured from ground. i. Steering Wheel Tilt and Telescoping: 3. Location of the transmission shifter: 	<p>Provide Materials: _____</p> <p>Seat full forward: <u>14.25</u> Seat full back: <u>22.25</u> Seat full forward: <u>23.</u> " Seat full back: <u>27</u>" Seat full lowered: <u>41</u> " Seat full raised: <u>35.5</u> Travel: <u>8</u> Travel: <u>5.5</u> Knuckle Clearance: <u>3</u> "</p> <p>Height: <u>46</u> " 1st Step: <u>20</u> " 2nd Step: <u>34</u> " Tilt: <u>20</u> ° Telescoping distance: <u>3</u> "</p>	
D.	<p>Seats:</p> <ol style="list-style-type: none"> 1. Driver's seats shall be air suspension, high back driver's seat, black cloth with 3 chamber air lumbar with black cloth insert with arm rests. 2. Passengers seat high back non-suspension tool box seat with black cloth. 	<p>Make: <u>FTL</u> Model: <u>Premium</u></p> <p>Make: <u>FTL</u> Model: <u>Tool box</u></p>	<p>\$ <u>250</u></p> <p>\$ <u>130</u></p>

Transwest Truck Trailer RV

CCD EXHIBIT A - SC-00003076 - Continued

Request for Proposal No. 0750A (2018)

Strategic Long-Term Cab and Chassis Procurement with Service and Parts Consideration

Configuration # 1

E.	<p>Up-fitter's Switch Panel:</p> <ol style="list-style-type: none"> 1. The vehicle manufacturer shall provide for the snowplow and salt/sander body manufacture an up-fitter's switch panel for sundries equipment control switches. 4 switches Min. 2. The panel location shall be in an ergonomic location and shall not require more than 30° head movement and be within easy reach of drivers of various sizes and physiques. 3. The switch panel shall have permanently labeled and lighted rocker switches for all optional sundries equipment and lights etc. 	<p><input checked="" type="radio"/> Yes No Number of Switches: <u>4</u></p> <p><input checked="" type="radio"/> Yes No</p> <p><input checked="" type="radio"/> Yes No</p>	<p>\$ <u>56</u></p>
F.	<p>Instrumentation:</p> <ol style="list-style-type: none"> 3. 1. Instrumentation shall include speedometer, engine hour meter, tachometer, voltmeter, coolant temperature, oil temperature, oil pressure, transmission oil temperature, fuel level, DEF level, front/rear differential temperature gauges and air pressure with low air-pressure alarms (light, audible). 	<p><input checked="" type="radio"/> Yes No</p> <p>No Explain: _____</p>	<p>\$ <u>STD</u></p>
G.	<p>Floor Covering:</p> <ol style="list-style-type: none"> 1. Floor covering shall be heavy-duty black rubber/vinyl flooring. 	<p>Flooring Type: <u>Heavy Duty Black Rubber</u></p>	<p>\$ <u>STD</u></p>
H.	<p>Air Conditioning:</p> <ol style="list-style-type: none"> 1. Factory installed cab R134A air conditioning 2. Cab shall be insulated to include floor, firewall, roof and walls. 	<p><input checked="" type="radio"/> Yes No <input checked="" type="radio"/> Yes No</p>	<p>\$ <u>STD</u></p>
I.	<p>Windshield Wipers:</p> <ol style="list-style-type: none"> 1. Wipers 2-speed self-parking. 2. Intermittent wiper mode. 	<p>Speeds: <u>2</u> Self Park: <input checked="" type="radio"/> Yes No</p> <p><input checked="" type="radio"/> Yes No</p>	<p>\$ <u>STD</u></p>
J.	<p>Radio:</p> <ol style="list-style-type: none"> 1. Radio AM/FM Bluetooth stereo with speaker balance. 2. Speakers two required. 	<p>Make: <u>FTL</u> Model: <u>World Tuner</u></p> <p><input checked="" type="radio"/> Yes No</p>	<p>\$ <u>150</u></p>
K.	<p>Fire extinguisher:</p> <ol style="list-style-type: none"> 1. Extinguisher ABC, 5-lb. dry type rechargeable 2. Installed in cab. 3. Location labeled with 1" letters on outside of the cab. 	<p><input checked="" type="radio"/> Yes No <input checked="" type="radio"/> Yes No <input checked="" type="radio"/> Yes No</p>	<p>\$ <u>50</u></p>

Transwest Truck Trailer RV

CCD EXHIBIT A - SC-00003076 - Continued

Request for Proposal No. 0750A (2018)

Strategic Long-Term Cab and Chassis Procurement with Service and Parts Consideration

Configuration # 1

L.	<p>Grab Handles:</p> <ol style="list-style-type: none"> 1. One each on exterior of cab for operator and passenger assist and one interior for passenger. 2. Grab handles shall provide adequate clearance to other objects to provide easy access and clearance to prevent pinch or other hazards. 	<p><input checked="" type="radio"/> Yes No</p> <p><input checked="" type="radio"/> Yes No</p>	<p>\$ <u>STD</u></p>
Interior SUB TOTAL COST:		\$ <u>1,076.00</u>	

3.8 Exterior or Approved Equal:

	Description of Equipment	Offered Equipment	Cost
1.	<p>Paint:</p> <p>Polyurethane paint equal to DuPont Imron 6000, "Bright White", applied following manufacture's procedures to include:</p> <ol style="list-style-type: none"> 1. Color top coat, 2 coats, applied to all non-stainless-steel components following manufactures procedures. 2. Removing all mill scale and slag. 3. Variprime 615S self-etching primer or approved equal. 4. Treating bare metal with manufacturer's conditioners and conversion coatings or approved equal. 	<p>Make: <u>Emron</u> Type: <u>6000</u></p> <p>Color: <u>White</u></p> <p><input checked="" type="radio"/> Yes No</p> <p><input checked="" type="radio"/> Yes No</p> <p><input checked="" type="radio"/> Yes No</p> <p><input checked="" type="radio"/> Yes No</p>	<p>\$ <u>STD</u></p>
2.	<p>Engine Hood:</p> <ol style="list-style-type: none"> 1. Engine fully accessible and serviceable, 2. Front hood and fenders shall easily tilt forward for access. 3. Must have stationary grill. 	<p><input checked="" type="radio"/> Yes No</p> <p><input checked="" type="radio"/> Yes No</p> <p><input checked="" type="radio"/> Yes No</p>	<p>\$ <u>STD</u></p>
3.	<p>Cab Design:</p> <ol style="list-style-type: none"> 1. Cab steel or aluminum heavy-duty body, Construction Type 2. Cab Air suspension 3. The hood shall have a 12" minimum slope for improved driver visibility. 4. Molded 1-piece fiberglass hood and fenders with painted hood and stationary mounted grill. 5. Rubber fender extensions. 6. Exterior sun visor full width. 7. Right lower door window. 8. Electric windows left and right sides. 9. Power door Locks left and right. 10. Door and ignition keyed the same. All units keyed alike 	<p>Cab Material: <u>Aluminum</u></p> <p><input checked="" type="radio"/> Yes No</p> <p>Hood Slope: <u>12</u> inches</p> <p><input checked="" type="radio"/> Yes No</p> <p><input checked="" type="radio"/> Yes No</p> <p><input checked="" type="radio"/> Yes No</p> <p><input checked="" type="radio"/> Yes No</p> <p><input checked="" type="radio"/> Yes No</p> <p><input checked="" type="radio"/> Yes No</p> <p><input checked="" type="radio"/> Yes No</p>	<p><u>150</u></p> <p>\$ <u>STD</u></p> <p>\$ <u>70</u></p> <p>\$ <u>1761</u></p> <p>\$ <u>120</u></p> <p>\$ <u>125</u></p> <p>\$ <u>120</u></p> <p>\$ <u>110</u></p> <p>\$ <u>50</u></p>

CCD EXHIBIT A - SC-00003076 - Continued

Request for Proposal No. 0750A (2018)

Strategic Long-Term Cab and Chassis Procurement with Service and Parts Consideration

Configuration # 1

4.	Mirrors: 1. Rear view mirrors Moto Mirror Model 7-5400 "Flat Back Traditional" 7" x 16" motor head, remote, heated, stainless steel left and right mounted on the cab. 2. Convex 8" stainless steel mirrors mounted under primary mirrors. 3. Right hand down mirror shall also be provided. 4. Convex mirror on right front fender to show small objects along the right side of the truck.	Make: <u>West Coast</u> Model: <u>HTD Remote</u> Make: <u>8" Convex</u> Model: <u>S/S</u> Provide Mirror Width: <u>8"</u> <input checked="" type="radio"/> Yes <input type="radio"/> No	\$ <u>150</u>
5.	Air Horns: 1. Dual Hadley 26" air horns with shields 2. Mounted on top left side of cab.	Make: <u>Hadley</u> Model: <u>26"</u> Location: <u>LH Top of Cab</u>	\$ <u>100</u>
6.	Undercoating: 1. A pliable and durable asphaltic base protective undercoat 2. Undercoating shall be applied to all exposed undercarriage parts and components, which are subject to corrosion.	Brand: <u>Krown K273</u> Type: <u>Anti Corrosion</u> <input checked="" type="radio"/> Yes <input type="radio"/> No	\$ <u>275</u>
Exterior SUB TOTAL COST:		\$ <u>1270.00</u>	

CCD EXHIBIT A - SC-00003076 - Continued

Request for Proposal No. 0750A (2018)
Strategic Long Term Cab and Chassis Procurement with Service and Parts Consideration
Configuration # 1

9.0 Complete Vehicle Cost for Configuration # 1

<p>Include:</p> <ul style="list-style-type: none">○ All of Sections 3.1 –<ul style="list-style-type: none">● 3.1: Basic Vehicle● 3.2: Engine● 3.3: Transmission and Drivetrain● 3.4: Electrical System● 3.5: Cooling System● 3.6: Tires and Wheels● 3.7: Interior● 3.8: Exterior <p>Do Not Include:</p> <ul style="list-style-type: none">○ Optional Equipment – Section 4.0○ Manual Cost (s) – Section 6.1○ Operator and Mechanics Training – Section 6.2○ Warranty Cost (s) – Section 7.4	<p style="text-align: center;">TOTAL COST FOR ALL ITEMS TO BE INCLUDED (LISTED IN THE LEFT COLUMN)</p> <p>Authorized Signature: </p>	<p style="text-align: center;">\$ <u>76,958</u></p>
---	---	---

CCD EXHIBIT A - SC-00003076 - Continued

Request for Proposal No. 0750A (2018)
Strategic Long-Term Cab and Chassis Procurement with Service and Parts Consideration
Configuration # 1

4.0 Optional Equipment

Do not include Optional Equipment in the total price of the vehicle; however an equipment price must be provided. The City will determine if the equipment is to be purchased.

A..	<p>1) Cab Options includes Rear Bench seat</p> <p>a. Extended Cab</p> <p>b. Crew Cab /with Rear Bench Seat</p> <p>c. Regular Cab /with Integral Front Frame Extension 108SD</p> <p>d. Extended Cab /with Integral Front Frame Extension Crew with integral FFE</p> <p>1.1 Engine Options:</p> <p>a) Cummins B 6.7 (Please list all Horsepower-Torque options available)</p> <p style="margin-left: 20px;">i. Option 1</p> <p style="margin-left: 20px;">ii. Option 2</p> <p style="margin-left: 20px;">iii. Option 3</p> <p style="margin-left: 20px;">iv. Option 4</p> <p style="margin-left: 20px;">v. Option 5</p> <p style="margin-left: 20px;">vi. Option 6</p> <p style="margin-left: 40px; color: blue;">Cummins CNG Near Zero L9N ISX12N / N/A * CNG Tank Options ATTACHED Methane Detection System</p>	<p>Make: <u>FTL</u> Model: <u>M2106</u></p> <p>Yes</p> <p>Yes</p> <p>Yes</p> <p>Yes</p> <p>Detroit DD5 240/660</p> <p>Make: <u>Cummins</u> Model: <u>B6.7</u></p> <p>300/660</p> <p>325/750</p> <p>340/700 EV</p> <p>360/800 EV</p> <p>325/750 EV</p> <p>200/520</p> <p>320/1000 m2112 model</p> <p>300/860</p> <p>280/900</p> <p>250/730</p>	<p>\$ 4700</p> <p>\$ 7500</p> <p>\$ 3750</p> <p>\$ 8450</p> <p>11,250</p> <p>(2,250)</p> <p>\$ (2,500)</p> <p>\$ (2,000)</p> <p>\$ (1,500)</p> <p>\$ (900)</p> <p>\$ (2,000)</p> <p>\$ (5000)</p> <p>22,950</p> <p>22,750</p> <p>22,850</p> <p>22,350</p> <p>2500</p>
-----	---	---	---

CCD EXHIBIT A - SC-00003076 - Continued

<p>b) Cummins L9 (Please list all Horsepower-Torque options available)</p> <p>i. Option 1</p> <p>ii. Option 2</p> <p>iii. Option 3</p> <p>iv. Option 4</p> <p>v. Option 5</p> <p>vi. Option 6</p>	<p>Make: <u>Cummins</u> Model: <u>L9</u></p> <p>260 / 700</p> <p>270 / 800</p> <p>300 / 860</p> <p>330 / 1000</p> <p>350 / 1000</p> <p>350 / 1150</p>	<p>\$ <u>2,000</u></p> <p>\$ <u>2,500</u></p> <p>\$ <u>3,300</u></p> <p>\$ <u>4,300</u></p> <p>\$ <u>4,700</u></p> <p>\$ <u>7,500</u></p>
<p>c) Detroit DD8 (Please list all Horsepower-Torque options available)</p> <p>i. Option 1</p> <p>ii. Option 2</p> <p>iii. Option 3</p> <p>iv. Option 4</p> <p>v. Option 5</p> <p>vi. Option 6</p>	<p>Make: <u>Detroit</u> Model: <u>DD8</u></p> <p>260 660</p> <p>260 720</p> <p>280 800</p> <p>330 1000</p> <p>350 1050</p> <p>375 1050 F/EV</p>	<p>\$ <u>(1,000)</u></p> <p>\$ <u>(500)</u></p> <p>\$ <u>(250)</u></p> <p>\$ <u>1,500</u></p> <p>\$ <u>1,950</u></p> <p>\$ <u>2,300</u></p>
<p>d) Detroit DD13 (Please list all Horsepower-Torque options available)</p> <p>vii. Option 1</p> <p>viii. Option 2</p>	<p>Make: <u>Detroit</u> Model: <u>DD13</u></p> <p>410 / 1650 m2112</p> <p>450 / 1650 model</p>	<p>\$ <u>18,000</u></p> <p>\$ <u>18,700</u></p>

includes c Brake

Requires 4000 Series Allison

CCD EXHIBIT A - SC-00003076 - Continued

<ul style="list-style-type: none"> ix. Option 3 x. Option 4 xi. Option 5 xii. Option 6 		<p style="font-size: 1.2em; margin: 0;">H70/1650</p> <p style="font-size: 1.2em; margin: 0;">S05/1850</p>	<p style="margin: 0;">\$ <u>19,500</u></p> <p style="margin: 0;">\$ <u>21,500</u></p> <p style="margin: 0;">\$ _____</p> <p style="margin: 0;">\$ _____</p>
<p>1.13 Suspension Options: Price all Axle Options with 315/80R22.5 Tires</p> <p>a) Front Axle (List all Axle options available)</p> <ul style="list-style-type: none"> i. Option 1 ii. Option 2 iii. Option 3 iv. Option 4 v. Option 5 vi. Option 6 <p>b) Front Drive Axle/Factory Installed (List all Axle options available)</p> <ul style="list-style-type: none"> i. Option 1 ii. Option 2 iii. Option 3 iv. Option 4 v. Option 5 vi. Option 6 <p>c) Rear Single Axle with Leaf Suspension (List all Axle options available)</p> <ul style="list-style-type: none"> i. Option 1 ii. Option 2 iii. Option 3 iv. Option 4 v. Option 5 <p>d) Rear Single Axle with Air Suspension (List all Axle options available)</p> <ul style="list-style-type: none"> i. Option 1 ii. Option 2 iii. Option 3 iv. Option 4 v. Option 5 	<p style="font-size: 1.2em; margin: 0;">DISC Brakes N/A</p> <p style="font-size: 1.2em; margin: 0;">Required Suspension 4x4 26,000</p> <p style="font-size: 1.2em; margin: 0;">Airliner Airliner Primaax Primaax</p>	<p style="margin: 0;">Make: <u>Detroit</u> Model: <u>DAF</u></p> <p style="margin: 0;">Capacity: <u>12,000</u> - lbs</p> <p style="margin: 0;">Capacity: <u>13,300</u> - lbs</p> <p style="margin: 0;">Capacity: <u>14,700</u> - lbs</p> <p style="margin: 0;">Capacity: <u>16,000</u> - lbs</p> <p style="margin: 0;">Capacity: <u>18,000</u> - lbs</p> <p style="margin: 0;">Capacity: <u>20,000</u> - lbs</p> <p style="margin: 0;">Make: <u>Meritor</u> Model: <u>MX 120</u></p> <p style="margin: 0;">Capacity: <u>10,000</u> - lbs</p> <p style="margin: 0;">Capacity: <u>12,000</u> - lbs</p> <p style="margin: 0;">Capacity: <u>14,000</u> - lbs</p> <p style="margin: 0;">Capacity: <u>16,000</u> - lbs</p> <p style="margin: 0;">Capacity: <u>18,000</u> - lbs</p> <p style="margin: 0;">Capacity: <u>23,000</u> - lbs <u>MT 22</u></p> <p style="margin: 0;">Make: _____ Model: _____</p> <p style="margin: 0;">Capacity: <u>19,000</u> - lbs</p> <p style="margin: 0;">Capacity: <u>23,000</u> - lbs</p> <p style="margin: 0;">Capacity: <u>26,000</u> - lbs</p> <p style="margin: 0;">Capacity: <u>30,000</u> - lbs</p> <p style="margin: 0;">Capacity: <u>16,000</u> - lbs <u>21,000 Axle</u></p> <p style="margin: 0;">Make: <u>FTL</u> Model: <u>Airliner</u></p> <p style="margin: 0;"><u>Hendrickson</u> <u>Primaax</u></p> <p style="margin: 0;">Capacity: <u>21,000</u> - lbs</p> <p style="margin: 0;">Capacity: <u>23,000</u> - lbs</p> <p style="margin: 0;">Capacity: <u>23,000</u> - lbs</p> <p style="margin: 0;">Capacity: <u>26,000</u> - lbs</p> <p style="margin: 0;">Capacity: _____ - lbs</p>	<p style="margin: 0;">\$ <u>250</u></p> <p style="margin: 0;">\$ <u>500</u></p> <p style="margin: 0;">\$ <u>1050</u></p> <p style="margin: 0;">\$ <u>1700</u></p> <p style="margin: 0;">\$ <u>2100</u></p> <p style="margin: 0;">\$ <u>3,000</u></p> <p style="margin: 0;">\$ <u>17,500</u></p> <p style="margin: 0;">\$ <u>19,000</u></p> <p style="margin: 0;">\$ <u>26,500</u></p> <p style="margin: 0;">\$ <u>22,000</u></p> <p style="margin: 0;">\$ <u>26,000</u></p> <p style="margin: 0;">\$ <u>33,000</u></p> <p style="margin: 0;">\$ <u>(100)</u></p> <p style="margin: 0;">\$ <u>800</u></p> <p style="margin: 0;">\$ <u>4800</u></p> <p style="margin: 0;">\$ <u>6500</u></p> <p style="margin: 0;">\$ <u>NIC</u></p> <p style="margin: 0;">\$ <u>1393</u></p> <p style="margin: 0;">\$ <u>1750</u></p> <p style="margin: 0;">\$ <u>3000</u></p> <p style="margin: 0;">\$ <u>4800</u></p> <p style="margin: 0;">\$ _____</p>

Reference Nos.:

Vendor/Sub Vendor:

CCD EXHIBIT A - SC-00003076 - Continued

Request for Proposal No. 0750A (2018)

Strategic Long-Term Cab and Chassis Procurement with Service and Parts Consideration

Configuration # 1

<p>e) Rear Tandem Axle with beam suspension (List all Axle options available)</p> <p>i. Option 1 <u>Hendrickson RT403</u></p> <p>ii. Option 2 <u>" Haulmax</u></p> <p>iii. Option 3 <u>" Haulmax</u></p> <p>iv. Option 4 <u>FTL TuffTrac</u></p> <p>v. Option 5 <u>FTL TuffTrac</u></p>	<p>Make: <u>Meritor</u> Model: <u>MT/RT</u></p> <p>Capacity: <u>40,000</u> - lbs \$ <u>10,900</u></p> <p>Capacity: <u>40,000</u> - lbs \$ <u>11,500</u></p> <p>Capacity: <u>46,000</u> - lbs \$ <u>18,250</u></p> <p>Capacity: <u>40,000</u> - lbs \$ <u>11,500</u></p> <p>Capacity: <u>46,000</u> - lbs \$ <u>12,250</u></p> <p>Make: <u>Meritor</u> Model: <u>RT/MT</u></p>	
<p>f) Rear Tandem Axle with Air Suspension (List all Axle options available)</p> <p>i. Option 1 <u>FTL Airliner</u></p> <p>ii. Option 2 <u>FTL Airliner</u></p> <p>iii. Option 3 <u>Hendrickson Primaax</u></p> <p>iv. Option 4</p> <p>v. Option 5</p>	<p>Capacity: <u>40,000</u> - lbs \$ <u>10,900</u></p> <p>Capacity: <u>46,000</u> - lbs \$ <u>18,250</u></p> <p>Capacity: <u>46,000</u> - lbs \$ <u>13,500</u></p> <p>Capacity: _____ - lbs \$ _____</p> <p>Capacity: _____ - lbs \$ _____</p> <p>Make: _____ Model: _____</p>	
<p>1.14 Transmission Options:</p> <p>i. Allison 2500 RDS Automatic Transmission</p> <p>ii. Allison 3000 RDS Automatic Transmission</p> <p>iii. Allison 4500 RDS Automatic Transmission <u>Cummins</u></p>	<p>Make: <u>Allison</u> Model: <u>2500RDS</u> \$ <u>(2500)</u></p> <p>Make: <u>Allison</u> Model: <u>3000RDS</u> \$ <u>NIC</u></p> <p>Make: <u>Allison</u> Model: <u>4500RDS</u> \$ <u>17,000</u></p>	
<p>1.15 Power Take Off Option</p> <p>i. FEPTO</p> <p>ii. Option 1 <u>Repto</u></p> <p>iii. Option 2</p>	<p>Make: <u>FTL</u> Model: <u>1085A Required</u></p> <p>GPH: _____ PSI at Idle: _____ \$ <u>3000</u></p> <p>GPH: _____ PSI at Idle: _____ \$ <u>500</u></p> <p>GPH: _____ PSI at Idle: _____ \$ <u>3800</u></p>	
<p>1.16 Trailer Brake Connections Options</p> <p>i. Air brake connections mounted on steel mounting plate. Swing-away glad hands with steel covers.</p> <p>ii. Electrical Trailer connector: (type "A") for electrical SAE J560 7-way primary trailer cable receptacle brake connections for both ABS and non-ABS trailers. The receptacle shall be mounted on top left side on steel mounting plate.</p>	<p>Make: <u>Phillips</u> Model: <u>Blue/Red Air</u> \$ <u>1,083</u></p> <p>Make: <u>Phillips</u> Model: <u>J560 7way</u> \$ _____</p> <p><u>Mounting to be done</u> <u>By Body Company</u></p>	
<p><u>Zonar Tablet</u> <u>includes 5yr Virtual Technician</u></p>		

CCD EXHIBIT A - SC-00003076 - Continued

Request for Proposal No. 0750A (2018)

Strategic Long-Term Cab and Chassis Procurement with Service and Parts Consideration

Configuration # 1

<p>1.17 Frame Length Options:</p> <p>i. Cab to Rear Axle (single axle) a. 84"</p> <p>b. Price Per Additional Inch Up to 270"</p> <p>ii. Cab to Trunnion (Tandem axle) a. 96"</p> <p>b. Price Per Additional Inch Up to 240"</p> <p>iii. After Frame</p> <p>c. 48"</p> <p>d. Price Per Additional Inch up to 100"</p> <p>1.18 Fuel Tank Options:</p> <p>i. Delete Standard Tank</p> <p>ii. Left Hand Tank</p> <p>a. 50 Gallon</p> <p>b. 60 Gallon</p> <p>c. 70 Gallon</p> <p>d. 90 Gallon</p> <p>e. 100 Gallon</p> <p>f. 110 Gallon</p> <p>g. 120 Gallon</p> <p>iii. Right Hand Tank</p> <p>a. 50 Gallon</p> <p>b. 60 Gallon</p> <p>c. 70 Gallon</p> <p>d. 80 Gallon</p> <p>e. 90 Gallon</p> <p>f. 100 Gallon</p> <p>g. 110 Gallon</p> <p>h. 120 Gallon</p>	<p>yes</p> <p>yes</p> <p>yes</p> <p>yes</p> <p>Location <u>LH under Cab</u></p> <p>Capacity <u>50</u> Dimensions <u>Rectangular</u></p> <p>Capacity <u>60</u> Dimensions <u>"</u></p> <p>Capacity <u>70</u> Dimensions <u>"</u></p> <p>Capacity <u>80</u> Dimensions <u>"</u></p> <p>Capacity <u>90</u> Dimensions <u>"</u></p> <p>Capacity <u>100</u> Dimensions <u>"</u></p> <p>Capacity _____ Dimensions _____</p> <p>Location <u>RH Boc of cab</u></p> <p>Capacity <u>50</u> Dimensions <u>23</u> <u>"</u></p> <p>Capacity <u>60</u> Dimensions <u>23</u> <u>"</u></p> <p>Capacity <u>70</u> Dimensions <u>23</u> <u>"</u></p> <p>Capacity <u>80</u> Dimensions <u>23</u> <u>"</u></p> <p>Capacity <u>90</u> Dimensions <u>23</u> <u>"</u></p> <p>Capacity <u>100</u> Dimensions <u>23</u> <u>"</u></p> <p>Capacity _____ Dimensions _____</p> <p>Capacity _____ Dimensions _____</p> <p>Capacity _____ Dimensions _____</p> <p style="font-size: 1.2em; margin-top: 20px;">Fuel Tanks Batteries under cab / Rectangular Aluminum</p>	<p>\$ <u>incl</u></p> <p>\$ <u>15.00</u></p> <p>\$ <u>15.00</u></p> <p>\$ <u>N/A</u></p> <p>\$ <u>N/A</u></p> <p>\$ _____</p> <p>\$ <u>incl</u></p> <p>\$ <u>50</u></p> <p>\$ <u>100</u></p> <p>\$ <u>150</u></p> <p>\$ <u>200</u></p> <p>\$ <u>300</u></p> <p>\$ _____</p> <p>\$ <u>450</u></p> <p>\$ <u>500</u></p> <p>\$ <u>600</u></p> <p>\$ <u>650</u></p> <p>\$ <u>700</u></p> <p>\$ <u>750</u></p> <p>\$ _____</p> <p>\$ _____</p> <p>\$ _____</p>
---	--	---

CCD EXHIBIT A - SC-00003076 - Continued

Request for Proposal No. 0750A (2018)

Strategic Long-Term Cab and Chassis Procurement with Service and Parts Consideration

Configuration # 1

iv. Left Hand Reduced Height Tank (for use with Under Body Scraper)	Location <u>LH under cab</u>	
a. 50 Gallon	Capacity <u>34</u> Dimensions <u>Rectangular</u>	\$ <u>N/C</u>
b. 60 Gallon	Capacity <u>60</u> Dimensions <u>Rectangular</u>	\$
c. 70 Gallon	Capacity <u>90</u> Dimensions <u>"</u>	\$ <u>50</u>
d. 80 Gallon	Capacity _____ Dimensions _____	\$ <u>200</u>
e. 90 Gallon	Capacity _____ Dimensions _____	\$
f. 100 Gallon	Capacity _____ Dimensions _____	\$
1.19 DEF Tank Options:		
ii. Left Hand Tank		
a. Option 1 <u>13 Gallon</u>	Make: <u>FTL</u> Model: <u>Det</u>	\$ <u>75</u>
b. Option 2 <u>23 Gallon</u>	Make: <u>Espar</u> Model: <u>Hydronic SE</u>	\$ <u>200</u>
c. Option 3		\$
d. Option 4		\$ <u>1,200</u>
1.20 Webasto Heater Options:		
i. Webasto Air Top 2000 ST / with Rehostat		\$
ii. Webasto Thermo Top C		\$
iii. Webasto DBW 2010		\$
1.21 Alternator Options:		
i. Option 1 <u>185 Amp</u>	Make: <u>Delco Remy</u> Model: <u>Brushless</u>	\$
ii. Option 2 <u>240</u>	Make: <u>Delco Remy</u> Model: <u>Brushless</u>	\$ <u>180</u>
iii. Option 3 <u>275</u>		\$ <u>250</u>
iv. Option 4 <u>300</u>		\$ <u>350</u>
1.22 Tire Options:		
iii. 425/65R22.5 Steer Tire	<u>B/stone m860A steer</u>	\$ <u>525</u>
c. Tag/Pusher Axle	<u>TAG/ Pusher</u>	\$ <u>880</u>
iv. 295/60R22.5 Trailer Tire	<u>295</u>	\$ <u>525</u>
b. Tag/Pusher Axle	<u>Continental HDR</u>	\$
<u>255/70R22.5 16 ply</u>	<u>26,000 4x4</u>	\$ <u>(1,000)</u>
<u>22.5x8.25 steel wheels</u>		

Transwest Truck Trailer RV



CCD EXHIBIT A - SC-00003076 - Continued

CHASSIS OPTIONS Configuration # 1

TRW 60 POWER STEERING W/ RCH45 AUX GEAR With 16,000 & 18,000 Steer Axles	1,190.00
RS-23-240 23,000# R-SERIES 2-SPEED SINGLE REAR AXLE	3,500.00
23082T 23,000# R-SERIES 2-SPEED SINGLE REAR AXLE	3,000.00
Driver Controlled Locking Differentials (per axle)	674.00
TRAC-TECH FULL TIME NO-SPIN (per axle)	1,191.00
8 INCH BOLT ON FRONT FRAME EXTENSION	615.00
THREE-PIECE 14 INCH CHROMED STEEL BUMPER	370.00
BENDIX SMARTIRE TPMS	1,077.00
LED HEADLIGHT ASSEMBLY	906.00
HEATED WINDSHIELD	558.00
RH AIR BAG FOR WING PLOW	2,500.00
CHELSEA PTO - CHL280GCFJP B5XD	1,350.00
CHELSEA PTO - CHL280GGFJP B5RK	1,450.00

3RD PARTY OPTIONS SUBJECT TO (BLS.gov) PPI

STAND UP RH DRIVE (TRASH)	22,500.00
DUAL STEER (SWEEPER)	11,875.00

CCD EXHIBIT A - SC-00003076 - Continued



Configuration's 1,2,3

BTC and SM Options from Agility

Description	Empty Weight #'s	Chassis Requirements	Pricing FOB-Salisbury, NC
30 DGE SM W/ FMM	540	75" Clear frame rail on either side	\$ 17,750.00
40 DGE SM W/ FMM	630	95" Clear frame rail on either side	18,500.00
45 DGE SM W/ FMM	727	105" Clear frame rail on either side	19,750.00
60 DGE SM W/ FMM	768	135" Clear frame rail on either side	25,775.00
60 DGE (DUAL 30) SM	1035	75" Clear frame rail on either side	30,775.00
80 DGE (DUAL 40) SM	1210	95" Clear frame rail on either side	32,250.00
90 DGE (DUAL 45) SM	1404	105" Clear frame rail on either side	34,500.00
120 DGE (DUAL 60) SM	1486	135" Clear frame rail on either side	47,350.00
60 DGE BTC	1550	25.5" Clear behind the cab	28,500.00
75 DGE BTC (5 TANK)	1650	25.5" Clear behind the cab	32,000.00
80 DGE BTC (3 TANK)	1600	28.5" Clear behind the cab	32,775.00
105 DGE BTC	2100	28.5" Clear behind the cab	40,750.00
120 DGE BTC	1750	35.5" Clear behind the cab	41,000.00
131 DGE BTC	1740	35.5" Clear behind the cab	43,750.00
160 DGE BTC	2150	35.5" Clear behind the cab	51,000.00
175 DGE BTC	2135	35.5" Clear behind the cab	55,000.00

Cummins Interbrake Compression Brake for ISX12N

\$ 2,250.00

CNG Tank option Pricing subject to (BLS.gov) PPI

CCD EXHIBIT A - SC-00003076 - Continued

Request for Proposal No. 0750A (2018)
Strategic Long-Term Cab and Chassis Procurement with Service and Parts Consideration
Configuration # 1

4.1 Dealer Provided Optional Equipment (where applicable)

4.2 Electrical Systems:

- A. All non-factory wire connections (splices, connectors, etc.) shall be soldered and shrink tube insulated with adhesive/melttable sealant, thick wall polyolefin shrink tubing (3M EPS-300 or equal). No non-factory crimp connections allowed. No cutting or splicing into the factory wiring harnesses allowed.
- B. All accessories (strobe lights, operator controls, light bar, etc.) shall be wired through a 12-vDC constant-duty solenoid and controlled by bus bar mounted and permanently labeled auto-resetting circuit-breakers. The solenoid shall be wired to the key switch.
- C. All dealer/vendor installed items, which require connecting into the vehicle's electrical system shall be done using an OEM factory modified wiring kit whenever possible.
- D. All non-factory wiring shall be encased in a totally sealed wiring harness (no plastic split loom) to prevent corrosion from magnesium chloride. The wiring harness shall be well secured to the truck with neoprene aircraft stainless steel tubing clamps. Rubber grommets shall be used at all areas where the wiring passes through areas that could damage the wiring. Unprotected wiring in any application is unacceptable.
- E. Electrical cables and wiring harnesses shall be neatly run and clamped with neoprene aircraft stainless steel tubing clamps. Clamp spacing shall not exceed 18-inches.
- F. Dielectric grease shall be applied to all electrical plug terminals and connections to reduce corrosion.

4.3 Fasteners:

- A. Grade 5 (SAE or USS) or 8.8 (metric) minimum, bolts, nuts, washers minimum. Vendor shall use Grade 8 or 10.9 for all critical areas or where good engineering practice suggests.
- B. All fasteners shall be zinc plated to prevent corrosion.
- C. Anti-Seize: all fasteners shall have Fel Pro C5A Anti-Seize compound applied before assembly to prevent corrosion, rusting, galling and aid in equipment servicing and repair.
- D. All fasteners shall be of appropriate length, diameter and strength (grade) for the application,
- E. Bolts and screws shall extend a minimum of 1-1/2 threads beyond the nut and maximum of 6 threads past the nut.
- F. Flat washers shall be used under bolt heads and nuts.
- G. Lock nuts (nylon insert, metal, slotted, castle nuts) shall be used lock-washers are not acceptable.

4.4 Hydraulic Systems:

- A. All hydraulic circuits shall be pressure relief protected.
- B. Hydraulic hoses shall be Parker 451ST SAE 100R17 (tight bend radius) 2-wire braid hose meeting SAE-100R16 specifications where the hose meets operational criteria or approved equal.
- C. Hydraulic hoses shall have swivel fittings on both ends. Hose ends shall be located to facilitate easy component replacement.
- D. High-pressure hydraulic hose shall not be used for suction lines.
- E. Close/tight radius 90° elbow fittings shall not be used if short, medium or long drop steel stem 90° elbow fittings can be used. Over use of 90° elbows shall not be permitted.

CCD EXHIBIT A - SC-00003076 - Continued

Request for Proposal No. 0750A (2018)
Strategic Long-Term Cab and Chassis Procurement with Service and Parts Consideration
Configuration # 1

- F. Hydraulic hoses and rigid lines shall be run parallel where possible; routing shall look neat and well planned.
- G. Rubber cushioned metal hydraulic clamps shall be used on all hydraulic ridged lines and hoses at proper intervals for supporting the line/hose 36" maximum distance. Clamps shall be securely mounted to the equipment.
- H. Hydraulic hoses and lines shall not be routed near exhaust, close to rotating components or over, around or through sharp edges. . Rubber grommets shall be used at all areas where the hydraulic lines through areas that could damage the lines.
- I. Galvanized fittings and thread tape shall not be used.
- J. Hydraulic hoses shall be covered with protective spiral nylon anti-chaffing wrap or sock type protective sleeves at all areas where chafing/rubbing could cause premature wear/failure.
- K. Hydraulic oil tanks shall magnetic drain plug, oil level and temperature gauge.
- L. Hydraulic hoses over 4' long shall be labeled on both ends for easy identification.
- M. Shut off valves ¼-turn on each side of filter.

4.5 All fabricated parts, brackets etc. shall have all sharp corners, edges etc. radiused or rounded for safety.

4.6 Welds:

- A. All welds shall meet AWS (American Welding Society) standards for the type weld, material joined and welding method.
- B. Weld joints shall have proper design and fit for the application.
- C. Welds joints shall have proper penetration and be smooth in appearance with no undercuts or overlaps at edge of weld.
- D. Weld joints shall be properly prepared with cut ends ground to remove all slag, create a smooth surface and beveled end.
- E. Welds shall be full length to prevent "rust bleed" from non-welded seams

"CCD Warranty File Pricing ATTACHED"

6.1 Manuals/Equipment

Item	Description of Equipment	Offered Equipment	Cost
Training DVD	DVD or CD demonstrating and explaining the safe and proper use of the vehicle/equipment. 1. Cab and chassis.	Yes <input type="radio"/> No <input checked="" type="radio"/> "Publications"	\$ _____
Operators Manual Paper / or Web Based	One book per vehicle/equipment with "safe equipment operation" section for each component. 1. Cab and Chassis. 2. Ongoing Web Subscription by the Year	Paper <input checked="" type="radio"/> Yes <input type="radio"/> No Web Based <input checked="" type="radio"/> No <input type="radio"/> Yes	\$ _____ \$ _____
Service/Maintenance Manual Paper / or Web Based	Four complete sets per Contract (not per vehicle); binder required, 1. Manuals shall be provided for:	Paper <input checked="" type="radio"/> Web Based <input checked="" type="radio"/>	

Transwest Truck Trailer RV

Reference Nos.:

25

Vendor/Sub Vendor: _____

CCD EXHIBIT A - SC-00003076 - Continued

Request for Proposal No. 0750A (2018)

Strategic Long-Term Cab and Chassis Procurement with Service and Parts Consideration
Configuration # 1

	<p>A. Cab and Chassis</p> <p>2. Manuals shall include complete and detailed information for maintenance of the equipment, including general information, specifications, troubleshooting guide, lubrication and required adjustments.</p> <p>3. Ongoing Web Subscription by the Year</p>	<p><input checked="" type="radio"/> Yes No</p> <p><input checked="" type="radio"/> Yes No</p>	<p>\$\$ _____</p> <p>\$\$ _____</p>
<p>Service/ Maintenance Manual on CD rom or DVD or Web Based</p>	<p>Four complete set; per Contract (not per vehicle)</p> <p>1. Manuals shall be provided for:</p> <p>B. Cab and Chassis</p> <p>2. Manuals shall include complete and detailed information for maintenance of the equipment, including general information, specifications, troubleshooting guide, lubrication and required adjustments.</p> <p>3. New CD roms or DVDs shall be provided when information is updated, superseded or changed.</p> <p>4. Ongoing Web Subscription by the Year</p>	<p><input checked="" type="radio"/> Disk <input checked="" type="radio"/> Web Based</p> <p><input checked="" type="radio"/> Yes No</p> <p>Yes <input checked="" type="radio"/> No</p> <p><input checked="" type="radio"/> Yes No</p>	<p>\$\$ _____</p> <p>\$\$ _____</p> <p>\$ _____</p>
<p>Service/ Maintenance Manual on Internet Access, or Other Electronic Media</p>	<p>One complete set; per Contract (not per vehicle)</p> <p>1. Vendor shall provide access to the site for the length of time that the City owns the vehicle/equipment at a one time up front cost to the City.</p> <p>2. Internet information shall include complete and detailed information for maintenance of the equipment, including general information, specifications, troubleshooting guide, lubrication and required adjustments.</p>	<p><input checked="" type="radio"/> Yes No</p> <p><input checked="" type="radio"/> Yes No</p> <p>If other Specify: _____</p> <p>_____</p> <p>_____</p>	<p>\$ _____</p>

CCD EXHIBIT A - SC-00003076 - Continued

Request for Proposal No. 0750A (2018)

Strategic Long-Term Cab and Chassis Procurement with Service and Parts Consideration

Configuration # 1

	<p>3. The hydraulic and electrical sections of the manuals shall be provided in a separate electrical/hydraulic binder. Both the hydraulic and electrical circuits shall have separate color coded schematics for each equipment function to show the flow of both electrical current and hydraulic oil.</p> <p>4. Ongoing Web Subscription by the Year</p>	<p><input checked="" type="radio"/> Yes <input type="radio"/> No - Hydraulics</p>	
<p>Parts Manual Paper or Web Based</p>	<p>Two complete sets, per Contract (not per vehicle) binders required,</p> <p>1. Manuals shall be provided for: A. Cab and Chassis B. Equipment and Body</p> <p>2. Illustrated parts book shall be furnished containing data so that part numbers can be readily found for each system.</p> <p>3. Ongoing Web Subscription by the Year</p>	<p><input checked="" type="radio"/> Paper <input checked="" type="radio"/> Web Based</p> <p><input checked="" type="radio"/> Yes <input type="radio"/> No <input checked="" type="radio"/> Yes <input type="radio"/> No <input checked="" type="radio"/> Yes <input type="radio"/> No</p>	<p>\$ \$ _____ \$ \$ _____</p>
<p>Parts Manual on CD rom or DVD or Web Based</p>	<p>One complete set, per Contract (not per vehicle) illustrated parts book shall be furnished containing data so that part numbers can be readily found for each system.</p> <p>1. Information shall be provided for: A. Cab and chassis</p> <p>2. Parts manuals shall include complete and detailed information for replacement parts for the equipment, including general information, specifications ordering guide lines and superseded parts information.</p> <p>3. New CD roms or DVDs shall be provided when information is updated, superseded or changed.</p> <p>4. Ongoing Web Subscription by the Year</p>	<p><input checked="" type="radio"/> Disk <input checked="" type="radio"/> Web Based</p> <p><input checked="" type="radio"/> Yes <input type="radio"/> No <input type="radio"/> Yes <input checked="" type="radio"/> No <input checked="" type="radio"/> Yes <input type="radio"/> No</p>	<p>\$ \$ _____ \$ \$ _____</p>
<p>Parts Manual on Internet Access, or Other Electronic Media</p>	<p>One complete subscription; per Contract (not per vehicle)</p> <p>1. Internet information shall allow the City 24 hour 7 days/week including holidays access from its main maintenance facility and all its satellite maintenance facilities.</p> <p>2. Internet information shall include complete and detailed information for parts for the:</p>	<p>Access Information: 7 days/week including holidays <input checked="" type="radio"/> Yes <input type="radio"/> No</p>	

CCD EXHIBIT A - SC-00003076 - Continued

Request for Proposal No. 0750A (2018)

Strategic Long-Term Cab and Chassis Procurement with Service and Parts Consideration

Configuration # 1

	<p>A. Cab and Chassis B. Equipment and Body</p> <p>3. Internet information shall cover vehicle/equipment, shall include general parts information, parts specifications, ordering guide lines and superseded parts information.</p> <p>4. Vendor shall provide access to the site for the length of time that the City owns the vehicle/equipment at a one time up front cost to the City.</p> <p>5. Parts manuals shall include complete and detailed information for replacement parts for the equipment, including general information, specifications ordering guide lines and superseded parts information.</p> <p>6. Ongoing Web Subscription by the Year</p>	<p><input checked="" type="radio"/> Yes <input type="radio"/> No <input checked="" type="radio"/> Yes <input type="radio"/> No <input checked="" type="radio"/> Yes <input type="radio"/> No</p> <p><input checked="" type="radio"/> Yes <input type="radio"/> No If other Specify: _____</p> <p><input checked="" type="radio"/> Yes <input type="radio"/> No</p>	<p>\$ _____</p> <p>\$ _____</p>
<p>New Equipment Check-in Form:</p>	<p>The successful vendor shall complete the City's "New Equipment Check-in Form" completely and accurately with all requested information.</p>		

6.2 Operator and Mechanics Training

Item	Description of Equipment	Offered Equipment	Cost
<p>On Site Equipment Manufacturers Training</p>	<p>On site the vendor shall insure that the equipment manufacturers training representative, after delivery of the equipment Contacts Fleet Maintenances training manager to coordinate equipment training.</p>	<p><u>ON Site Walk around</u> <u>Cab + Chassis</u></p>	<p>\$ <u>N/A</u></p>
<p>Fleet Maintenance Training Manager</p>	<p>Mr. Felix Espinosa, Telephone: 720.865.3912 Contact time: 8:00 am to 3:00 pm M-F</p>	<p>_____</p> <p>_____</p>	<p>_____</p>
<p>Training Requirements</p>	<p>Training shall consist of factory training materials, classroom and actual field training on the equipment for the equipment operators and supervisors.</p>	<p><u>Available</u> <u>Details Enclosed</u></p>	<p>\$ _____</p>

Transwest Truck Trailer RV

CCD EXHIBIT A - SC-00003076 - Continued

Request for Proposal No. 0750A (2018)
Strategic Long-Term Cab and Chassis Procurement with Service and Parts Consideration
Configuration # 1

On Site Mechanics Training	On site mechanics training shall be 2 classes, approximately 8 hours, 2 shifts total provided at City facilities. The training shall cover maintenance and service procedures, trouble shooting and use of manuals.	<u>Available</u> <u>Hourly Door Rate - Service</u> <u>Current \$55.00/HR</u>	\$ <u>2,750</u>
-----------------------------------	---	--	-----------------

7.0 Warranty

7.1 General Warranty Provisions

WARRANTY (Table 1) Class 7 & 8 Vehicles		Complies (Y or N/A)
A.	Express warranty is to be a minimum of 12 months on the vehicle/equipment. The standard factory warranty plan shall be provided as an attachment to your bid proposal	Y
B.	The Warranty is to include at no cost to the City of Denver, all parts and labor, and no charge for work performed at the vendors facility	Y
C.	Warranty shall start when the City places the vehicle into service NOT on the delivery date. Taking an exception may make bid non compliant.	Y
D.	Warranty plans shall consist of the total unit and be broken out to a separate plan for each warranty item if applicable, such as engine warranty plan, transmission warranty plan, electrical, etc.	Y
E.	Options listed shall be bid and provided as factory installed under the terms of the full factory-backed warranty. This includes, but is not limited to: air conditioning, radios, cruise control, bumpers, towing packages etc. Dealer-installed options will not be permitted unless pre-approved by the City in writing and, where applicable, indicated on bid sheet as a "dealer installed" non-factory item.	Y
F.	Bidder will be responsible for warranty repair of all installed options/auxiliary equipment included in the bid that has a standard warranty that is less than the standard warranty for the base vehicle/equipment	Y
G.	Bidder shall use a single, local factory authorized dealership that will accomplish or coordinate required warranty work. The dealership must have a minimum of 1-year experience as a factory authorized vendor for like equipment being bid. Warranty parts shall be available and supplied within 24 hours	Y
H.	If applicable, bidder shall provide a plan for the City to be reimbursed if the work can be done by the City on site. The current shop rate is \$65.00/hour, not to exceed \$85.00/hour. (Enter a response of N/A if not available)	TBD
I.	The bidder shall respond to request for warranty assistance within twenty-four (24) hours.	Y

CCD EXHIBIT A - SC-00003076 - Continued

Request for Proposal No. 0750A (2018)

Strategic Long-Term Cab and Chassis Procurement with Service and Parts Consideration

Configuration # 1

J.	Warranty work shall be accomplished within an appropriate length of time (generally less than 3 working days for everything other than major component repair such as a transmission rebuild) and shall be coordinated with an authorized City representative	y
K.	During the entire warranty period, if the unit requires transportation to a repair facility, the vendor/sub-vendors shall be responsible for all transportation at "NO COST" to the City and County of Denver. This includes transporting the unit back to the City's domicile location after repairs are complete. If an alternate is bid, charges to the City of Denver shall be listed (e.g. mileage, travel, labor, etc.). Even if an alternate is bid, in NO CIRCUMSTANCES will the City and County of Denver be responsible for transporting a unit greater than 25 miles from the center of Denver. For purposes of these warranty provisions, the center of Denver is defined as the City and County Building located on the corner of Colfax and Bannock Street.	y
L.	The item(s) procured by the City pursuant to this Bid Proposal shall, in addition to being subject to the express warranties referenced above, be subject to all implied warranties arising by operation of law under State of Colorado and Federal law, including but not limited to the implied warranty of merchantability and, to the extent applicable, the implied warranty of fitness for a particular purpose arising under the Colorado Uniform Commercial Code, Title 4, Colorado Revised Statutes. The bidder shall in no event attempt to limit or disclaim any of such implied warranties under this Bid Proposal, and any attempt to do so will render the bidder's bid non-responsive under this Bid Proposal.	y
M.	This warranty in Table 1 and Table 2, is IN ADDITION to factory warranties on the vehicle and components	y

7.3 Fleet Defects

WARRANTY - (Table 2) Fleet Defect Clause, Class 7 & 8 Vehicles	
A.	Definition: If during the warranty period, thirty percent (30%) of the total number of units delivered have the same part(s) and/or components failure requiring replacement and/or modifications, caused by defects in Design, Testing, Material, and/or Workmanship, then this "Fleet Defect Clause" goes into effect.
B.	Remedy: Following notification of a Fleet Defect, the vendor shall develop and implement a plan that either reengineers, modifies, or replaces the defective parts/ systems, such that the identified problem is cured and the operation of the vehicle/equipment is not altered. When alterations are required to cure the defect, those alterations that change or modify the original bid specifications must be approved by the City and County of Denver prior to execution. The vendor will pay for all necessary labor and materials to repair, modify, and/or "update" all vehicles/units in this group. The vendor shall also propose a work schedule that is mutually agreed upon by the City of Denver that corrects the fleet deficiency within 30 days or a mutual agreed upon schedule.
C.	Exceptions: Fleet defects will not apply to minor aftermarket accessories specified by the City of Denver and installed per instructions/specifications. Examples include: toolboxes, spotlights, bed-liners, etc.
D.	Mitigation: Should the vendor become non responsive to the City's notification of a Fleet Defect, the City may employ several options. (1) After

Reference Nos.:

30

Vendor/Sub Vendor: _____

Transwest Truck Trailer RV

CCD EXHIBIT A - SC-00003076 - Continued

	notifying the vendor in writing of The City's intent to mitigate its circumstances, the City may chose to perform its own warranty work and seek reimbursement for both parts and labor. (2) On major components, such as engine, transmission, air conditioning, etc., the City may chose to have the repairs performed by an authorized dealer and vendor shall reimburse the City for any parts or labor not covered by other warranty.
E.	Outside Metro-Denver: Vendor will pay for all transportation costs if unit(s) must be sent out of the Denver area for repairs. The City and County of Denver reserves the right to inspect unit(s) before returning back to Denver. The City and County of Denver also reserves the right to send at least one employee, without cost to the City, to inspect the repair(s) before unit is released back to the City.
F.	Expired Warranties: Units that have mutually agreed upon warranty defects during the warranty period will continue to be repaired until completed. If an on-going remedy continues past the warranty date the repairs will continue under warranty until completed or cease at a time agreed upon by the vendor and City and County of Denver.

7.4 **Warranty Options**

		WARRANTY Options (Table 3) Class 7 & 8 Vehicles		
Cost of Factory Extended Warranties	Please indicate in the columns below the additional cost of an extended warranty for all applicable components listed in the left hand column.			
		Two Years	Three Years	Five Years
	Inc = Included N/A = Not available	SEE ATTACHED "CCD Warranty"		
A.	Cab and Chassis			
B.	Engine			
C.	Transmission			
D.	Drive Train			
E.	Suspension			
F.	Air Conditioning			
G.	Electrical Components			
H.	Other			
I.	Notes:			

Transwest Truck Trailer RV

CCD EXHIBIT A - SC-00003076 - Continued

7.5 **Warranty Service Locations:** Warranty repair parts and service shall be available locally at an established factory authorized dealership meeting requirements of Table 1 Section 7.

A. Cab & Chassis: Dealership Name: Transwest TTRV Telephone #: 303-289-3161
Street Address: 20770 I-76 City: Brighton, CO

B. Dump Body System: Dealership Name: _____ Telephone #: _____
Street Address: _____ City: _____

8.1 **Heavy Duty Vehicle Delivery Documentation:**

Delivery Documentation (GVWR 26,001-Lbs and Above Heavy Duty)	
A.	Vehicles ordered under this specification shall be complete and delivered to CITY AND COUNTY OF DENVER, Fleet Management Division. All prices quoted must be quoted at a firm price F.O.B. Denver, Colorado, 5440 Roslyn St. Building C.
B.	Vendor shall supply at acceptance and delivery of vehicle. <ol style="list-style-type: none">1. Bill of Sale (aka invoice, buyers order)2. Original MSO (Manufacturers Statement of Origin)3. Application for Title and/or Registration, Colorado Dept of Revenue form DR2395 (02-22-11)4. Odometer Disclosure Statement, Colorado Dept of Revenue form DR2407 (09-07-05)5. Letter of Certification on Vendor Letterhead (Required for Incomplete Vehicles) with added bodies etc, describes the final configuration of the vehicle)6. Air Brake inspection form required for any vehicle with air brakes or truck units capable of towing trailers greater than 10,000-Lbs7. Standard Sales Tax Receipt.8. DOT inspection form.9. Temporary License Plate.10. New Equipment Check-in Form/ Vendor Supplied Information on the Vehicle. Form provided by Fleet contact Dolores @ 720.865.390311. Copy of City Purchase Order.12. All Keys ordered for the Vehicle and Sundries, i.e. toolboxes etc.13. All Manuals repair, parts, owners and/or CD's/DVD's etc14. Vehicle Warranty information and receipt for optional warranty.15. Receipts and Warranty information for vendor Installed/supplied components (lift gates, snowplows, lighting equipment etc)

CCD EXHIBIT A - SC-00003076 - Continued

Request for Proposal No. 0750A (2018)
Strategic Long-Term Cab and Chassis Procurement with Service and Parts Consideration
Configuration # 1

- | |
|---|
| <p>C. For an "Incomplete Vehicle" (cab & chassis) add the following:</p> <ol style="list-style-type: none">1. Verification of Vehicle Identification Number (VIN), Colorado Dept. of Revenue form DR2087.2. Statement of Fact for incomplete vehicles with added bodies etc, describes the final configuration of the vehicle.3. Original weight slip |
| <p>D. Delivery
Monday through Friday between 8:00am and 1:00pm. Location: CITY AND COUNTY OF DENVER
Fleet Management
5440 Roslyn St. Building C Denver, CO 80216
Contact person to coordinate delivery: TBD</p> |

Transwest Truck Trailer RV

Reference Nos.: TBD

CITY AND COUNTY OF DENVER
Technical Specifications and Bid Items For a
Tandem Axle Multi-Purpose Dump Truck with Options

1.1 General Description

A new current model year, Class 8, 66,000 GVWR (plate certified) business class tandem axle truck. Vehicle to be powered by a turbo-charged diesel engine with charge air cooling, a 66,000 GVWR axle/suspension rating less tires with multi-purpose live-bottom dump body configuration and options. The truck shall be suitable for hauling materials from dirt and debris to asphalt and with options for snow plowing and salt/sand spreading or an approved equal

1.2 Standard Factory Equipment

All standard factory equipment shall be included with the vehicle/equipment; no deletions of standard factory equipment will be permitted unless specifically superseded in these specifications. Accessories not specifically mentioned herein but necessary to furnish a complete unit ready for use shall also be included.

1.3 Government Requirements (where applicable)

The vehicle/equipment shall be built to, and perform in accordance with, all the requirements of the latest edition of the following standards and specifications:

- FHWA, Federal Highway Administration
- SAE, Society of Automotive Engineers Specifications
- FMVSS, Federal Motor Vehicle Safety Standards
- DOT, Department of Transportation Regulations
- AWS, American Welding Society Standards
- PUC, Public Utilities Commission (Colorado)

1.4 Workmanship and Durability

Workmanship throughout the vehicle/equipment shall conform to the highest standards. Durability shall be sufficient to allow safe and efficient operation of the equipment/vehicle.

1.5 Completion of Bid Items and Alternates

Vendor will complete each line item in "Offered Equipment" and "Cost" columns in the following manner:

- A. Provide vehicle/equipment's technical information: in "Offered Equipment" provide technical information as requested and provide cost of item in "Cost" column.
- B. Included Standard Equipment: in "Offered Equipment" column provide technical information as requested for standard equipment in, "Cost" column write NC for "No Charge".
- C. Differences: in "RED" ink in "Offered Equipment" column adjacent to Description of Equipment provide information on the item being offered, in "Cost" column provide cost if there is a bid item cost.

Reference Nos.:

1

Vendor/Sub Vendor

Transwest Truck Trailer RV

CCD EXHIBIT A - SC-00003076 - Continued

Request for Proposal No. 0750A (2018)

Strategic Long-Term Cab and Chassis Procurement with Service and Parts Consideration

Configuration # 2

- D. Vendors shall break out and list costs for each specification section. Failure to break out proposed costs may cause proposal to be non-responsive. Breakout costs will be used for comparisons clarifying cost issues and if deletions to the specifications need to be made.

1.6 Major Areas of Concern

	Description of Concern
A.	<p>Operator Cab Area to include:</p> <ol style="list-style-type: none"> 1. Steering wheel belly room. 2. Shoulder leg and hip room. 3. Head room. 4. Operator's vision. 5. Floor height and step distances. 6. Ergonomic layout of vehicle and all body controls. 7. Ease and speed of operation of all functions.
B.	<p>Mirror width for use in narrow and obstructed areas to include:</p> <ol style="list-style-type: none"> 1. Overall extended mirror width. 2. Minimum mirror width. 3. Ability for mirrors to be hit by obstructions (branches etc) and absorb the hit without damage. 4. Ability for mirrors to be reset or adjusted into position without operator leaving operator's station.
C.	<p>Dual Function Ability:</p> <ol style="list-style-type: none"> 1. Primary function is to efficiently and safely transport hot asphalt to City paving projects and discharge the asphalt into the City paving machines efficiently and at proper temperature for efficient mat lay down of the asphalt. 2. Secondary functions are: to efficiently and safely: <ol style="list-style-type: none"> a Efficiently plow City streets of snow and ice during and after snow storms. b Distribute granular de-icing agents onto the City streets in prescribed tons/mile and record dispensed amounts. 3. Ability to easily and quickly switch between primary and secondary functions.
D.	<p>Warranty:</p> <ol style="list-style-type: none"> 1. Ability and cost to obtain a 5-year warranty on cab and chassis. 2. Ability and cost to obtain an extended warranty on dump body, hoist, snowplow/spreader controls and hydraulic system. 3. Location of warranty providers.
E.	<p>Service Ability:</p> <ol style="list-style-type: none"> 1. Ability to easily service cab and chassis items that require regular (yearly or less) servicing and maintenance. 2. Ability to easily service dump body, snowplow, hydraulic system and spreader body components/items that require regular (yearly or less) adjusting, servicing and maintenance.

Transwest Truck Trailer RV

Reference Nos.:

2

Vendor/Sub Vendor:



CCD EXHIBIT A - SC-00003076 - Continued

Request for Proposal No. 0750A (2018)

Strategic Long-Term Cab and Chassis Procurement with Service and Parts Consideration

Configuration # 2

2.0 Build Status of Vehicles:

2.1 Contractor and all sub vendors after receipt of the City's purchase order shall:

The primary Contractor (prime vendor) shall be responsible for providing within 15 business days to the City a "Preliminary Build Status Plan" to include but not limited to:

1. The "Build Status Plan" shall include sufficient detail to assure that the ordered units will meet specifications and be built to the highest quality standards and be delivered on time.
2. Placement date of initial order with the cab and chassis manufacture.
3. Cab and chassis manufacturer's date of order acceptance. Written order confirmation is required.
4. Placement date of initial order with the body manufacture.
5. Body manufacturer's date of order acceptance. Written order confirmation is required.
6. Build date for cab and chassis to include start date and completion date.
7. Build date for body to include start date and completion date.
8. Delivery date of the cab and chassis to the sub vendor's body manufacturer.
9. Beginning and completion dates for installation of the body on the cab and chassis.
10. Ship date for the completed vehicle (cab and chassis with body) from sub vendor's body manufacturer to Denver and which location shipped to.
11. Contractor and sub vendors local vehicle preparation time.
12. Delivery of a completed vehicle meeting specifications to the City.

2.2 The Contractor shall contact all sub vendors:

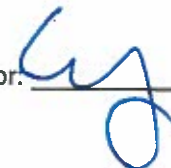
The Contractor shall contact all sub-contractors providing accessories and equipment for the vehicle (s) and provide the sub-contractors with the a list of all accessories and equipment, manufacturer's order confirmation, order number, vehicle specifications, build date and delivery date to dealer from the vehicle manufacturer on the ordered vehicle. It is the primary selling dealer's responsibility to assure that the sub-contractors orders the accessories and equipment and has the items in stock and is prepared to install the accessories and equipment items when the vehicle arrives at the dealership.

Transwest Truck Trailer RV

Reference Nos.:

3

Vendor/Sub Vendor:



CCD EXHIBIT A - SC-00003076 - Continued

Request for Proposal No. 0750A (2018)

Strategic Long-Term Cab and Chassis Procurement with Service and Parts Consideration
Configuration # 2

3.0 Basic Requirements or Approved Equal.

3.1 Basic Vehicle or Approved Equal

	Description of Equipment	Offered Equipment	Cost
A.	1. Construction type tandem axle straight truck with setback front axle, left-hand steering 114" BBC. 2. Front axle shall be setback 38" from front of bumper. 3. Wheelbase: 205" approximate. 4. Usable Cab-to-Trunnion: 126" approximate. 5. Usable After Frame: 64" 6. Front tire cut angle 45° 7. Wall-to-wall turning diameter: 67'-0". 8. Maximum height: 11'-2". 9. Vendor shall verify that wheelbase cab to axle and rear frame length is appropriate for application. Rear of frame shall extend to rear of body.	Make: <u>Freightliner</u> Model: <u>114SD</u> GVWR Rating: <u>66,000</u> lbs Front Axle Setback: <u>47</u> in Wheelbase: <u>192</u> " C to T: <u>126</u> " A F: <u>64</u> " Cut Angle: <u>45</u> ° Turn Dia.: <u>67</u> ' Height of Dump Truck: <u>11'</u>	\$ <u>96,229</u>
B.	Frame: 1. Rating 66,000-lbs. GVWR minimum, 2. Heavy-duty 120,000-psi full channel heat-treated steel SINGLE frame NO DOUBLE FRAME. 3. RBM and deep frame section 3,200,000 in-lb. minimum. 4. Integral Frame extension for snowplow installation. NO BOLT ON	Frame Rating: <u>110,000</u> -lbs Yield Strength: <u>120,000</u> psi Section Modulus/rail: <u>26.70</u> in ³ Frame RBM/rail: <u>3,204,000</u> lbf-in <input checked="" type="radio"/> Yes No	
C.	Towing Provisions: 1. Tow hooks, two front frame mounted. 2. Air brake 3/8" female quick-connect hook up system on right front of the vehicle for wrecker air brake connection. Quick-connectors shall be easily accessible and protected behind the bumper and angled rearward away from the bumper so that hose connection is not difficult. 3. A check valve shall be provided at the vehicles air tank to prevent air loss.	<input checked="" type="radio"/> Yes No Type of connection: <u>Quick Connect</u> <input checked="" type="radio"/> Yes No	\$ <u>175</u>
D.	Keying: 1. Keys keyed alike Ignition, Door, (same) and Toolboxes (same), 7 sets per vehicle. 2. If the City has similar make and model trucks in the fleet the trucks shall be keyed the same as existing trucks.	<input checked="" type="radio"/> Yes No <input checked="" type="radio"/> Yes No	\$ <u>50</u>
Base Vehicle SUB TOTAL COST:		\$ _____	

Reference Nos.:

4

Vendor/Sub Vendor:

WJ

Transwest Truck Trailer RV

CCD EXHIBIT A - SC-00003076 - Continued

Request for Proposal No. 0750A (2018)

Strategic Long-Term Cab and Chassis Procurement with Service and Parts Consideration

Configuration # 2

3.2 Engine or Approved Equal

	Description of Equipment	Offered Equipment	Cost
A.	Engine: 1. Detroit DD13 12.8 liter, VGT turbocharged diesel engine, rated at 450 hp @ 1,900 rpm, torque 1,650 lb/ft @ 975 rpm 12.5 liter minimum: 2. Engine shall utilize DEF (diesel exhaust fluid) to meet current EPA regulations and reduce NOx: 3. Engine shall meet the EPA, 50-State Clean Idle Certification 4. Engines shall be electronically controlled with following components: 5. Engine protection system to monitor low oil pressure, high coolant temperature and low coolant level that will prevent component damage with manual over-ride on truck engine: a. Low oil pressure. b. High oil temperature. c. High coolant temperature. d. Low coolant level. e. High transmission oil temperature. f. Idle shutdown timer set at 10 minutes. g. Speed limiter top gear and cruise. 6. Computer controlled fast idle and PTO protection. 7. Thermos bottle stopper-type dipstick. 8. Magnetic drain plug. 9. Delco-Remy 36-SI, 160 amp alternator. brushless 10. Delco-Remy 39 MT, 12v starter with over crank protection. 11. Oil Sample Valve (NO Approved Equal) Titan Lab part #OD1014	Make: <u>Detroit</u> Model: <u>DD13</u> HP: <u>450</u> @ <u>1900</u> rpm Torque: <u>1650</u> @ <u>975</u> rpm <input checked="" type="checkbox"/> Yes No <input checked="" type="checkbox"/> Yes No <input checked="" type="checkbox"/> Yes No <input checked="" type="checkbox"/> Yes No <input checked="" type="checkbox"/> Yes No <input checked="" type="checkbox"/> Yes No <u>10</u> minutes <input checked="" type="checkbox"/> Yes No <input checked="" type="checkbox"/> Yes No <input checked="" type="checkbox"/> Yes No <input checked="" type="checkbox"/> Yes No Make: <u>Delco Remy</u> Model: <u>36SI 160</u> Make: <u>Delco Remy</u> Model: <u>39 MT</u> Make: <u>Titan Lab</u> Model: <u>OD1014</u>	\$ <u>605</u> \$ <u>STD</u> \$ <u>STD</u> \$ <u>STD</u> \$ <u>STD</u> \$ <u>STD</u> \$ <u>STD</u> \$ <u>STD</u> \$ <u>STD</u> \$ <u>STD</u> \$ <u>STD</u> \$ <u>STD</u> \$ <u>STD</u> \$ <u>STD</u> \$ <u>STD</u> \$ <u>STD</u> \$ <u>STD</u> \$ <u>STD</u> \$ <u>175</u>
B.	Retardation: 1. JACOBS COMPRESSION BRAKE 2. Retarded control switches dash mounted with easy access for the driver. a. On/Off switch. b. High/Low retardation range.	<input checked="" type="checkbox"/> Yes No <input checked="" type="checkbox"/> Yes No <input checked="" type="checkbox"/> Yes No	\$ <u>STD</u> \$ <u>STD</u> \$ <u>STD</u>

Reference Nos.:

Vendor/Sub Vendor: Uy **Transwest Truck Trailer RV**

CCD EXHIBIT A - SC-00003076 - Continued

Request for Proposal No. 0750A (2018)

Strategic Long-Term Cab and Chassis Procurement with Service and Parts Consideration

Configuration # 2

C.	<p>Filtration:</p> <ol style="list-style-type: none"> Oil: Fleetguard LF3000 full flow/bypass oil filter. Fuel: Racor 690RP12 fuel/water separator with thermostatically controlled fuel line heater. 	<p>Make: <u>Detroit</u> Model: <u>Full Flow</u> Make: <u>Davco</u> Model: <u>487</u> <u>12V + 120V Heater</u></p>	<p>\$ <u>STD</u> \$ <u>480</u></p>
D.	<p>Engine Air Intake:</p> <ol style="list-style-type: none"> The air intake shall be on the far-left side of the vehicle under the hood with inside outside intake with snow door. The air intake shall be positioned so that the air filter can be easily serviced. Air filter dual element dry type Air inlet restriction indicator located in cab 	<p><input checked="" type="radio"/> Yes No <input checked="" type="radio"/> Yes No Make: <u>Donaldson</u> Model: <u>Power Core</u> <input checked="" type="radio"/> Yes No</p>	<p>\$ <u>290</u></p>
E.	<p>Exhaust Meeting 2010 EPA/GHG17 Standards:</p> <ol style="list-style-type: none"> Exhaust discharge shall be on the right side of the vehicle below the dump body cab protector. The exhaust after treatment device shall be vertically mounted behind the cab to not obstruct maintenance/repairs underneath the truck. Vertical chrome stack and stainless steel exhaust guard curved out 60° elbow. The exhaust stack/60° elbow shall easily fit up to Denver's exhaust gas evacuation system. Exhaust discharge shall be below the dump body cab protector and exhaust gases shall not discolor the dump body. The exhaust turn out shall extend out enough to prevent exhaust noise reverberation into the cab and shall also have approximately 6" of clearance to the headache board. 	<p>Trap Make: <u>Detroit</u> Model: <u>1 Box</u> Location: <u>RT Under Cab</u></p> <p><input checked="" type="radio"/> Yes No <input checked="" type="radio"/> Yes No <input checked="" type="radio"/> Yes No</p>	<p>\$ <u>STD</u></p>
F.	<p>Fuel Tank:</p> <ol style="list-style-type: none"> Capacity 80-gallons The fuel tank shall be frame mounted on left side of chassis. Fuel Cooler 	<p>Fuel Tank Volume: <u>80</u> gallons Location: <u>LH Under CAB</u> <input checked="" type="radio"/> Yes No</p>	<p>\$ <u>STD</u> \$ <u>STD</u> <u>70</u></p>
G.	<p>Diesel Enhancement Fluid Tank:</p> <ol style="list-style-type: none"> Location behind fuel tank Size 13-gallons minimum Tank fill opening shall be easily identified as "DEF Fluid Only" and shall not accept the entrance of a standard diesel fuel nozzle. 	<p>Location: <u>LH Under Cab</u> DEF Tank Volume: <u>13</u> gallons <input checked="" type="radio"/> Yes No</p>	<p>\$ <u>STD</u></p>
H.	<p>Coolant Hoses:</p> <ol style="list-style-type: none"> Gates Blue Stripe hoses Hose clamps constant torque hose clamps. 	<p>Make: <u>Gates</u> Type: <u>Blue Stripe</u></p>	<p>\$ <u>STD</u></p>

Reference Nos.:

6

Vendor/Sub Vendor:

Wey

Transwest Truck Trailer RV

CCD EXHIBIT A - SC-00003076 - Continued

Request for Proposal No. 0750A (2018)

Strategic Long-Term Cab and Chassis Procurement with Service and Parts Consideration

Configuration # 2

I.	Fan Clutch: 1. Horton Drive Master fan clutch with automatic fan control. 2. The fan shall operate off of engine coolant and transmission coolant temperature.	Make: <u>KYSOR</u> Model: <u>ON/off</u> <input checked="" type="radio"/> Yes No	\$ <u>STD</u>
J.	Air compressor: 1. Engine mounted with no belts. 2. Bendix Westinghouse 19.0 cfm minimum.	Make: <u>Bendix</u> Model: <u>BA921</u> Size: <u>19</u> cfm	\$ <u>STD</u>
K.	Cold weather starting aids on truck engine. 1. Block heater, Phillip 1500 Watt/115 Volt 2. Engine Heater Receptacle Mounted Under LH Door	Make: <u>Phillips</u> Model: <u>Tempo</u> Type: <u>1500 W / 115V</u> <input checked="" type="radio"/> Yes No	\$ <u>60</u>
Engine SUB TOTAL COST:		\$ <u>1,680.00</u>	

3.3 Transmission and Drivetrain or Approved Equal

Description of Equipment	Offered Equipment	Cost
A. Transmission: 1. Allison New World 4500RDS, wide ratio, 6-speed rated for 1,850 lb/ft torque with the following components: 2. Transmission and rear differential gearing shall be optimized for "Best" fuel economy; speed shall not be more than 68 mph. 3. Deep pan transmission sump with "Gold Series" filter kit rated for severe duty of 75,000 miles or 36 months. 4. Electric push-button transmission controls dash mounted. 5. Transmission interface wiring for Allison MD/HD transmission. 6. Allison TranSynd transmission fluid. 7. Transmission water-to-oil cooler. 8. Magnetic drain plug.	Make: <u>Allison</u> Model: <u>4500RDS</u> Speeds: <u>6</u> <input checked="" type="radio"/> Yes No	\$ <u>6700</u>
	<input checked="" type="radio"/> Yes No	\$ <u>STD</u>
	<input checked="" type="radio"/> Yes No	
	<input checked="" type="radio"/> Yes No	
	<input checked="" type="radio"/> Yes No	
	Fluid Type: <u>Allison Transynd</u>	
	<input checked="" type="radio"/> Yes No	
	<input checked="" type="radio"/> Yes No	
B. Front Axle: 1. Eaton, capacity 20,000-lbs. minimum 2. Oil seals and Union 76 Triton EP 75W-90 synthetic gear lubricant.	Make: <u>Detroit</u> Model: <u>DAF 20</u> Capacity:	\$ <u>1750</u>

Transwest Truck Trailer RV

Reference Nos.:

7

Vendor/Sub Vendor:

[Signature]

CCD EXHIBIT A - SC-00003076 - Continued

Request for Proposal No. 0750A (2018)

Strategic Long-Term Cab and Chassis Procurement with Service and Parts Consideration

Configuration # 2

C.	<p>Springs:</p> <ol style="list-style-type: none"> 1. Front leaf with graphite impregnated spring pin bushings. Front: capacity 20,000-lbs. minimum with shock absorbers. 2. Rear Tuf-Trac type Multi-leaf Hendrickson Haulmax suspension system with 9.5" ride height and shock absorbers. Rear: capacity 46,000-lbs. Minimum. 	<p>Make: <u>FTL</u> Model: <u>Flat leaf</u> Capacity: <u>20,000</u> - lbs Make: <u>Hendrickson</u> Model: <u>Haulmax</u> Capacity: <u>46,000</u> - lbs Ride Height: <u>9.5</u></p>	<p>\$ <u>incl</u> \$ <u>2100</u></p>
D.	<p>Brakes:</p> <ol style="list-style-type: none"> 1. Bendix, 17" disc front, model ADB22X extended service brakes with non-asbestos brake pads. 2. Bendix, 17" disc rear, model ADB22X-V extended service brakes with non-asbestos brake pads. 3. Brake chambers type 2824, size 24 chamber. 4. All brake components shall provide adequate clearance for asphalt/paver operations 	<p>Front Make: <u>Bendix</u> Model: <u>ADB22X</u> Disc Size: <u>17</u> in Rear Make: <u>Bendix</u> Model: <u>ADB22XV</u> Front Chamber: <u>24</u> Rear Chamber: <u>24</u> <input checked="" type="radio"/> Yes No</p>	<p>\$ <u>1200</u></p>
E.	<p>Anti-Lock Brake System / Automatic Traction Control system:</p> <ol style="list-style-type: none"> 1. Anti-Lock Brake System (ABS): Eaton 6S/6M with ATC, 6-channel with (6 sensors & 6 modulators) and 5-9 psi crack pressure relay valve. System shall control all wheels/axles for safe braking. 2. Automatic Traction Control (ATC) shall work in conjunction with the Eaton ABS brake system in low traction situations limiting torque to least loaded tire allowing most loaded tire to receive torque and pull the vehicle. The ATC system in conjunction with the Interaxle Driveline Lock shall provide traction control very similar to the Driver Controlled Differential Lock system. 3. Interaxle Driveline Lock (IADL) to lock front and rear drive axles together. The interaxle differential lock shall be automatically locked via the ATC or manually locked by the driver. The IADL switch shall activate a flashing LED warning light. 4. Air lines shall be color-coded nylon type. 	<p>Make <u>Wabco</u> Model: <u>6S/6M</u> <u>WITH ATC</u> <input checked="" type="radio"/> Yes No <input checked="" type="radio"/> Yes No <input checked="" type="radio"/> Yes No</p>	<p>\$ <u>500</u> \$ <u>incl</u> \$ <u>incl</u> \$ <u>incl</u></p>
F.	<p>Air Dryer: (No Approved Equal)</p> <ol style="list-style-type: none"> 1. Bendix AD-9SI with heated steel reservoir, automatic moisture ejector and cable operated air tank drain valves accessible from outside of vehicle. No Approved Equals. 2. Air dryer shall be installed on the outside of the frame rail in a location that is easy access and does not exceed 15-minutes to service unit. 	<p>Make <u>Bendix</u> Model: <u>AD9 SI</u> Location: <u>LH Rail outboard</u></p>	<p>\$ <u>N/C</u> \$ <u>N/C</u></p>



CCD EXHIBIT A - SC-00003076 - Continued

Request for Proposal No. 0750A (2018)

Strategic Long-Term Cab and Chassis Procurement with Service and Parts Consideration

Configuration # 2

G.	Driveline: 1. Heavy-Duty, 2-piece, 2. Eaton Permalube type U-joints.	Make: <u>Meritor</u> Model: <u>MYL18</u>	\$ <u>75</u>
H.	Power Steering: 1. TRW 2. Reservoir 4-qt minimum. 3. Power Steering Cooler Oil-Air	Make: <u>TRW</u> Model: <u>TAP 60</u> <u>W/ACH 45</u> <u>Aux Gear</u> Yes <input checked="" type="checkbox"/> No <input type="checkbox"/>	\$ <u>Incl</u>
Transmission and Drivetrain SUB TOTAL COST:		\$ <u>12,325.00</u>	

3.4 **Electrical System or Approved Equal**

	Description of Equipment	Offered Equipment	Cost
A.	Alternator: 1. Delco-Remy 36SI heavy duty, internally regulated, output 160-amp minimum. BRUSHLESS	Make: <u>Delco</u> Model: <u>36ST</u> Output: <u>160</u> amps	\$ <u>STD</u>
B.	Batteries: A. Three Group 31 batteries with a total CCA of 3,375 minimum. B. Battery location frame mounted left hand side under cab. Fuel & DEF tank already on the left side C. Battery shut-off switch easy to see and access. D. Jump start provision easy to access. E. Battery cables (00) stranded copper minimum. F. Battery box enclosure must be steel or aluminum.	Make: <u>Alliance</u> Model: <u>1231</u> Quantity: <u>3</u> Location: <u>LH under cab</u> Yes <input checked="" type="checkbox"/> No <input type="checkbox"/> Yes <input checked="" type="checkbox"/> No <input type="checkbox"/> Size: <u>00</u>	\$ <u>STD</u>
C.	Circuit Protection: 1. Circuit breakers with manual reset, no fuses. 2. Circuit breaker panel shall be easy to access. 3. Circuit breaker panel shall be clearly labeled for easy identification.	Circuit Protection Type: <u>Solid state circuit</u> Yes <input checked="" type="checkbox"/> No <input type="checkbox"/> <u>Protection and Fuses</u>	\$ <u>STD</u>
D.	Wiring: 1. Wiring shall be color coded with hot stamped wire numbers. 2. All wiring shall be run in sealed wiring looms to reduce corrosion from magnesium chloride products.	Color coded: <input checked="" type="checkbox"/> Yes <input type="checkbox"/> No Hot Stamped: <input checked="" type="checkbox"/> Yes <input type="checkbox"/> No Wiring sealed: <input checked="" type="checkbox"/> Yes <input type="checkbox"/> No	\$ <u>STD</u>

Reference Nos.:

9

Vendor/Sub Vendor:

Transwest Truck Trailer RV

CCD EXHIBIT A - SC-00003076 - Continued

Request for Proposal No. 0750A (2018)

Strategic Long-Term Cab and Chassis Procurement with Service and Parts Consideration

Configuration # 2

E.	Body Builder Junction Box: 1. Body builder's junction box shall be provided in cab to prevent corrosion from magnesium chloride. 2. Terminal shall be marked for easy identification.	Location: <u>Firewall/PDM in cab</u> <input checked="" type="radio"/> Yes <input type="radio"/> No <u>Power Distribution Module</u>	\$ <u>25</u>
F.	Back Up Alarm: 1. The backup alarm shall be 112 dB, SAE type B, fully sealed, back-up alarm system with: 2. Wired into vehicle's backup light system using OEM plug-in adapter. 3. The alarm shall be mounted out of the vehicle's rear wheel splash area and shall be shielded.	dBa rating: <u>112</u> <input checked="" type="radio"/> Yes <input type="radio"/> No <input checked="" type="radio"/> Yes <input type="radio"/> No	\$ <u>35</u> \$ <u>incl</u> \$ <u>incl</u>
G.	Lights: (No Approved Equals) LED'S 1. Halogen sealed beam headlights, 12v. 2. Daytime running lights. 3. Wiring shall be sealed modular plug-in type. 4. All lights shall be Truck-Lite "Lifetime Warranty" 12vDC, LED type, flush mount, sealed lexan body, grommet insulated with Fit' N Forget multi-pin plugs where possible. 5. Integral Stop/Turn/Tail/ lights mounted in the rear corner post of the dump body model Super 44 P/N 44302R or model 60 P/N 60250R. 6. Back up lights Truck-Lite LED, flush mount, sealed lexan body, grommet insulated, multi-pin units model 44 P/N 44206C. 7. Marker lights Truck-Lite LED 3 per side model 10 P/N 10250R or 10250Y or model 30 P/N 30250R or 30250Y. 8. Rear ID bar Truck-Lite LED model 35 P/N 35741R or 35740R. 9. License plate light, Truck-Lite model 15 P/N 15040	<input checked="" type="radio"/> Yes <input type="radio"/> No <input checked="" type="radio"/> Yes <input type="radio"/> No <input checked="" type="radio"/> Yes <input type="radio"/> No Make: <u>FTL</u> Model: <u>LED</u> Make: <u>FTL</u> Model: <u>LED</u> Make: <u>FTL</u> Model: <u>LED</u> Make: <u>FTL</u> Model: <u>LED</u> Make: <u>FTL</u> Model: <u>LED</u> Make: <u>FTL</u> Model: <u>LED</u>	\$ <u>STD</u> \$ <u>10</u> \$ <u>STD</u> \$ <u>.75</u> \$ <u>STD</u> \$ <u>STD</u> \$ <u>STD</u> \$ <u>STD</u>
Electrical System SUB TOTAL COST:		\$ <u>145.00</u>	

3.5 Cooling System or Approved Equal

	Description of Equipment	Offered Equipment	Cost
A.	Cooling system with coolant recovery tank capable of maintaining engine manufacturer's recommended operating temperatures at an elevation of 6,800' in 120° F low humidity ambient conditions shall be provided.	<input checked="" type="radio"/> Yes <input type="radio"/> No	\$ <u>STD</u>

Reference Nos.:

10

Vendor/Sub Vendor:

ly

Transwest Truck Trailer RV

CCD EXHIBIT A - SC-00003076 - Continued

Request for Proposal No. 0750A (2018)

Strategic Long-Term Cab and Chassis Procurement with Service and Parts Consideration

Configuration # 2

B.	Coolant protection shall be -34° F.	Protection Temperature: <u>-34</u>	\$ <u>STD</u>
C.	Fleetguard coolant filter WF2071.	Make: <u>N/A</u> Model: _____	\$ <u>STD</u>
Cooling System SUB TOTAL COST:		\$ <u>- 0 -</u>	

3.6 Tires and Wheels or Approved Equal

	Description of Equipment	Offered Equipment	Cost
A.	Tires: 1. Tires 315/80R22.5, tubeless, 20-ply, load range L. 2. Steer: Bridgestone M860A Rear: Bridgestone 843, Snow/Aggressive Grip	Size: <u>315 80R 22.5 20</u> Make: <u>B/Stone</u> Model: <u>M860A</u> Make: <u>B/Stone</u> Model: <u>M843</u>	\$ <u>350</u> \$ <u>650</u>
B.	Wheels: 1. Disc, 10-hole, Hub piloted type, Single nut, Meets ISO Standard 4107. 2. White powder epoxy coated finish. 3. Front 22.5" x 9". 4. Rear 22.5" x 9"	Make: <u>Accuride</u> Model: <u>29039</u> <input checked="" type="radio"/> Yes <input type="radio"/> No Size: <u>22.5</u> x <u>9</u> Size: <u>22.5</u> x <u>9</u>	\$ <u>89</u>
Tires and Wheels SUB TOTAL COST:		\$ <u>1,089.00</u>	

3.7 Interior or Approved Equal

	Description of Equipment	Offered Equipment	Cost
A.	Steering Controls Left Side: 1. All critical controls required to operate the vehicle shall be easy to reach and operate from left seat. 2. Tilt and telescoping steering wheel to accommodate operators with large variations in sizes.	Make: <u>FTZ</u> Model: <u>N</u> Tilt: <u>Wing Dash</u> <input checked="" type="radio"/> Yes <input type="radio"/> No Telescoping: <input checked="" type="radio"/> Yes <input type="radio"/> No	\$ <u>STD</u> \$ <u>215</u> \$ <u>1961</u>
B.	Cab Interior Design: 1. The cab shall be configured to be ergonomic, comfortable and with ample room to minimize operator fatigue and discomfort. The City has operators of varying statures and adjustable seating and controls will increase safety and minimize on-the-job related physical problems and fatigue. 2. The interior design and seat position shall provide for installation of snowplow joystick and controls in an ergonomic and functional design.	<input checked="" type="radio"/> Yes <input type="radio"/> No If "No" Explain: <input checked="" type="radio"/> Yes <input type="radio"/> No If "No" Explain:	

Reference Nos.:

11

Vendor/Sub Vendor

Ly

Transwest Truck Trailer RV

CCD EXHIBIT A - SC-00003076 - Continued

Request for Proposal No. 0750A (2018)
Strategic Long-Term Cab and Chassis Procurement with Service and Parts Consideration
Configuration # 2

C.	<p>Required Submittals with Bid:</p> <ol style="list-style-type: none"> 1. Requested information must be submitted with bid for evaluation. Failure to submit the requested information may make bid non-responsive. 2. Interior left side dimensions measured: <ol style="list-style-type: none"> a. Belly Room: seat back to steering wheel. b. Leg Room: seat front edge to brake pedal. c. Head Room: seat cushion to ceiling. d. Seat fore/aft travel: e. Seat height travel: f. Steering Wheel "Knuckle Clearance": distance to closest object g. Floor Height: measured ground to cab floor. h. Cab Step Heights: measured from ground. i. Steering Wheel Tilt and Telescoping: 3. Location of the transmission shifter: 	<p>Provide Materials: _____</p> <p>_____</p> <p>Seat full forward: <u>11.5</u> Seat full back: <u>19.75</u> Seat full forward: <u>21.4</u>" Seat full back: <u>28.2</u>" Seat full lowered: <u>41</u>" Seat full raised: <u>35.5</u>" Travel: <u>9</u>" Travel: <u>4.25</u>" Knuckle Clearance: <u>3</u>"</p> <p>Height: <u>51</u>" 1st Step: <u>17</u>" 2nd Step: <u>35</u>" Tilt: <u>20</u>° Telescoping distance: <u>3</u>"</p>
D.	<p>Seats:</p> <ol style="list-style-type: none"> 1. Driver's seats shall be air suspension, high back driver's seat, black cloth with 3 chamber air lumbar with black cloth insert with arm rests. 2. Passengers seat high back non-suspension tool box seat with black cloth. 	<p>Make: <u>FTL</u> Model: <u>Premium</u> \$ <u>175</u> Make: <u>FTL</u> Model: <u>Toolbox</u> \$ <u>105</u></p>
E.	<p>Upfitter's Switch Panel:</p> <ol style="list-style-type: none"> 1. The vehicle manufacturer shall provide for the snowplow and salt/sander body manufacture an upfitter's switch panel for sundries equipment control switches. 4 switches Min. 2. The panel location shall be in an ergonomic location and shall not require more than 30° head movement and be within easy reach of driver's of various sizes and physiques. 3. The switch panel shall have permanently labeled and lighted rocker switches for all optional sundries equipment and lights etc. 	<p><input checked="" type="radio"/> Yes No Number of Switches: <u>4</u></p> <p><input checked="" type="radio"/> Yes No</p> <p><input checked="" type="radio"/> Yes No</p>
F.	<p>Instrumentation:</p> <ol style="list-style-type: none"> 3. 1. Instrumentation shall include speedometer, engine hourmeter, tachometer, voltmeter, coolant temperature, oil temperature, oil pressure, transmission oil temperature, fuel level, DEF level, front/rear differential temperature gauges and air pressure with low air-pressure alarms (light, audible). 	<p><input checked="" type="radio"/> Yes No</p> <p>No Explain: _____</p> <p>_____</p>

LWS

CCD EXHIBIT A - SC-00003076 - Continued

Request for Proposal No. 0750A (2018)

Strategic Long-Term Cab and Chassis Procurement with Service and Parts Consideration

Configuration # 2

G.	Floor Covering: 1. Floor covering shall be heavy-duty black rubber/vinyl flooring.	Flooring Type: <u>Black mats Premium</u>	\$ <u>STD</u>
H.	Air Conditioning: 1. Factory installed cab R134A air conditioning 2. Cab shall be insulated to include floor, firewall, roof and walls.	<input checked="" type="checkbox"/> Yes No <input checked="" type="checkbox"/> Yes No	\$ <u>STD</u> <u>140</u>
I.	Windshield Wipers: 1. Wipers 2-speed self parking. 2. Intermittent wiper mode.	Speeds: <u>2</u> Self Park: <input checked="" type="checkbox"/> Yes No <input checked="" type="checkbox"/> Yes No	\$ <u>STD</u>
J.	Radio: 1. Radio AM/FM Bluetooth stereo with speaker balance. 2. Speakers two required.	Make: <u>FTZ</u> Model: <u>World Tunes</u> <input checked="" type="checkbox"/> Yes No	\$ <u>180</u>
K.	Fire extinguisher: 1. Extinguisher ABC, 5-lb. dry type rechargeable 2. Installed in cab. 3. Location labeled with 1" letters on outside of the cab.	<input checked="" type="checkbox"/> Yes No <input checked="" type="checkbox"/> Yes No <input checked="" type="checkbox"/> Yes No	\$ <u>20</u>
L.	Grab Handles: 1. One each on exterior of cab for operator and passenger assist and one interior for passenger. 2. Grab handles shall provide adequate clearance to other objects to provide easy access and clearance to prevent pinch or other hazards.	<input checked="" type="checkbox"/> Yes No <input checked="" type="checkbox"/> Yes No	\$ <u>STD</u>
Interior SUB TOTAL COST:		\$ <u>823.00</u>	

3.8 Exterior or Approved Equal:

	Description of Equipment	Offered Equipment	Cost
1.	Paint: Polyurethane paint equal to DuPont Imron 6000, "Bright White", applied following manufacture's procedures to include: 1. Color top coat, 2 coats, applied to all non-stainless steel components following manufactures procedures. 2. Removing all mill scale and slag. 3. Variprime 615S self-etching primer or approved equal. 4. Treating bare metal with manufacturer's conditioners and conversion coatings or approved equal.	Make: <u>Imron</u> Type: <u>6000</u> Color: <u>White</u> <input checked="" type="checkbox"/> Yes No <input checked="" type="checkbox"/> Yes No <input checked="" type="checkbox"/> Yes No <input checked="" type="checkbox"/> Yes No	\$ <u>STD</u>

Reference Nos.:

13

Vendor/Sub Vendor: ky

Transwest Truck Trailer RV

CCD EXHIBIT A - SC-00003076 - Continued

Request for Proposal No. 0750A (2018)

Strategic Long-Term Cab and Chassis Procurement with Service and Parts Consideration

Configuration # 2


2.	Engine Hood: 1. Engine fully accessible and serviceable, 2. Front hood and fenders shall easily tilt forward for access. 3. Must have stationary grill.	<input checked="" type="radio"/> Yes No <input checked="" type="radio"/> Yes No <input checked="" type="radio"/> Yes No	\$ <u>STD</u>
3.	Cab Design: 1. Cab steel or aluminum heavy-duty body, Construction Type 2. Cab Air suspension 3. The hood shall have a 12" minimum slope for improved driver visibility. 4. Molded 1-piece fiberglass hood and fenders with painted hood and stationary mounted grill. 5. Rubber fender extensions. 6. Exterior sun visor full width. 7. Right lower door window. 8. Electric windows left and right sides. 9. Power door Locks left and right. 10. Door and ignition keyed the same. All units keyed alike	Cab Material: <u>Aluminum</u> <input checked="" type="radio"/> Yes No Hood Slope: <u>12</u> inches <input checked="" type="radio"/> Yes No <input checked="" type="radio"/> Yes No <input checked="" type="radio"/> Yes No <input checked="" type="radio"/> Yes No <input checked="" type="radio"/> Yes No <input checked="" type="radio"/> Yes No	\$ <u>STD</u> \$ <u>STD</u> \$ <u>STD</u> \$ <u>STD</u> \$ <u>45</u> \$ <u>110</u> \$ <u>100</u> \$ <u>95</u> \$ <u>40</u> incl
4.	Mirrors: 1. Rear view mirrors Moto Mirror Model 7-5400 "Flat Back Traditional" 7" x 16" motor head, remote, heated, stainless steel left and right mounted on the cab. 2. Convex 8" stainless steel mirrors mounted under primary mirrors. 3. Right hand down mirror shall also be provided. 4. Convex mirror on right front fender to show small objects along the right side of the truck.	Make: <u>West Coast</u> Model: <u>Dual Axis HTD</u> Make: <u>FTZ</u> Model: <u>8"</u> Provide Mirror Width: <u>102</u> <input checked="" type="radio"/> Yes No	\$ <u>125</u>
5.	Air Horns: 1. Dual Hadley 26" air horns with shields 2. Mounted on top left side of cab.	Make: <u>Hadley</u> Model: <u>26"</u> Location: <u>LH Top of Cab</u>	\$ <u>30</u>
6.	Undercoating: 1. A pliable and durable asphaltic base protective undercoat 2. Undercoating shall be applied to all exposed undercarriage parts and components, which are subject to corrosion.	Brand: <u>Krown K473</u> type: <u>Anti Corrosion</u> <input checked="" type="radio"/> Yes No	\$ <u>225</u>
Exterior SUB TOTAL COST:			\$ <u>770.00</u>



CCD EXHIBIT A - SC-00003076 - Continued

Request for Proposal No. 0750A (2018)
Strategic Long-Term Cab and Chassis Procurement with Service and Parts Consideration
Configuration # 2

9.0 Complete Vehicle Cost for Configuration # 2

<p>Include:</p> <ul style="list-style-type: none">○ All of Sections 3.1 –<ul style="list-style-type: none">• 3.1: Basic Vehicle• 3.2: Engine• 3.3: Transmission and Drivetrain• 3.4: Electrical System• 3.5: Cooling System• 3.6: Tires and Wheels• 3.7: Interior• 3.8: Exterior <p>Do Not Include:</p> <ul style="list-style-type: none">○ Optional Equipment – Section 4.0○ Manual Cost (s) – Section 6.1○ Operator and Mechanics Training – Section 6.2○ Warranty Cost (s) – Section 7.4	<p style="text-align: center;">TOTAL COST FOR ALL ITEMS TO BE INCLUDED (LISTED IN THE LEFT COLUMN)</p> <p>Authorized Signature: </p>	<p style="text-align: center;">\$ <u>113,286</u></p>
---	---	--

Transwest Truck Trailer RV

CCD EXHIBIT A - SC-00003076 - Continued

4.0 Optional Equipment

Do not include Optional Equipment in the total price of the vehicle; however an equipment price must be provided. The City will determine if the equipment is to be purchased.

	Description of Equipment	Offered Equipment	Cost
A.	<p>Cab Options</p> <p>1) Base Regular Cab from above</p> <p>a) Extended Cab <u>Yes</u> includes Rear</p> <p>b) Crew Cab <u>Yes</u> Bench seat</p> <p>1.1 Engine Options:</p> <p>c) Detroit DD13 (Please list all Horsepower-Torque options available)</p> <p>vii. Option 1 505 HP <u>1,850 Torque</u> <u>Yes</u></p> <p>viii. Option 2</p> <p>ix. Option 3</p> <p>x. <u>Cummins CNG L9N</u></p> <p>xi. Option 5 <u>ISX12N</u> <u>includes Engine Brake</u></p> <p>xii. Option 6 <u>* CNG Tank Options</u> <u>ATTACHED</u> <u>Methane Detection System</u> <u>Cummins L9 D w/c Brake</u> <u>370 HP / 1250</u> <u>380 HP / 1250</u></p>	<p>Make: <u>FTL</u> Model: <u>140BBC</u> \$ <u>5750</u></p> <p>Make: <u>FTL</u> Model: <u>162BBC</u> \$ <u>8350</u></p> <p>Make: <u>Detroit</u> Model: <u>DD13</u> \$ _____</p> <p>HP: <u>505</u> @ <u>1625</u> rpm \$ <u>1132</u></p> <p>Torque: <u>1850</u> @ <u>975</u> rpm</p> <p>HP: <u>470</u> @ <u>1625</u> rpm \$ <u>369</u></p> <p>Torque: <u>1650</u> @ <u>975</u> rpm</p> <p>HP: <u>410</u> @ <u>1625</u> rpm \$ <u>(175)</u></p> <p>Torque: <u>1650</u> @ <u>975</u> rpm</p> <p>HP: <u>380</u> @ <u>2000</u> rpm \$ <u>21,950</u></p> <p>Torque: <u>1000</u> @ <u>1300</u> rpm</p> <p>HP: <u>350</u> @ <u>1700</u> rpm \$ <u>25,950</u></p> <p>Torque: <u>1450</u> @ <u>1200</u> rpm</p> <p>HP: <u>385</u> @ <u>1700</u> rpm \$ <u>25,750</u></p> <p>Torque: <u>1350</u> @ <u>1200</u> rpm</p> <p><u>400 @ 1800</u> \$ <u>26,950</u></p> <p><u>1450 @ 1200</u></p> <p><u>2,500</u></p> <p><u>(500)</u></p> <p><u>(NIC)</u></p>	

CCD EXHIBIT A - SC-00003076 - Continued

Request for Proposal No. 0750A (2018)
Strategic Long-Term Cab and Chassis Procurement with Service and Parts Consideration
Configuration # 2

<p>1.2 Suspension Options: Price all Axle Options with 315/85R22.5 Tires</p> <p>a) Front Axle (List all Axle options available)</p> <ul style="list-style-type: none"> i. Option 1 ii. Option 2 iii. Option 3 iv. Option 4 v. Option 5 vi. Option 6 <p>b) Front Drive Axle (List all Axle options available)</p> <ul style="list-style-type: none"> i. Option 1 ii. Option 2 iii. Option 3 iv. Option 4 v. Option 5 vi. Option 6 <p>c) Rear Tandem Axle suspension (List all Axle options available)</p> <ul style="list-style-type: none"> i. Option 1 ii. Option 2 iii. Option 3 iv. Option 4 Hendrickson v. Option 5 <p>d) Rear Tandem Axle with Air Suspension (List all Axle options available)</p> <ul style="list-style-type: none"> i. Option 1 ii. Option 2 iii. Option 3 iv. Option 4 v. Option 5 	<p>Make: <u>Detroit</u> Model: <u>DAF</u></p> <p>Capacity: <u>22,000</u> - lbs <u>425 TIRES</u></p> <p>Capacity: <u>23,000</u> - lbs <u>425 TIRES</u></p> <p>Capacity: <u>18,000</u> - lbs</p> <p>Capacity: <u>16,000</u> - lbs</p> <p>Capacity: <u>14,700</u> - lbs</p> <p>Capacity: <u>13,300</u> - lbs</p> <p>Make: <u>MARMON H</u> Model: <u>MT22</u></p> <p>Capacity: <u>23,000</u> - lbs</p> <p>Capacity: _____ - lbs <u>MVG 1600 TIC</u></p> <p>Capacity: _____ - lbs <u>Fabco T8180</u></p> <p>Capacity: _____ - lbs</p> <p>Capacity: _____ - lbs</p> <p>Capacity: _____ - lbs</p> <p>Make: <u>FTL</u> Model: <u>Tufftrac</u></p> <p>Capacity: <u>40,000</u> - lbs <u>Disc Brakes</u></p> <p>Capacity: <u>46,000</u> - lbs <u>N/A</u></p> <p>Capacity: <u>52,000</u> - lbs <u>"</u></p> <p>Capacity: <u>40,000</u> - lbs <u>Haulmax</u></p> <p>Capacity: _____ - lbs</p> <p>Make: <u>FTL</u> Model: <u>Airliner</u></p> <p>Capacity: <u>40,000</u> - lbs</p> <p>Capacity: <u>46,000</u> - lbs</p> <p>Capacity: _____ - lbs <u>Hendrickson</u></p> <p>Capacity: <u>46,000</u> - lbs <u>Primaax</u></p> <p>Capacity: <u>52,000</u> - lbs <u>Primaax</u></p> <p style="margin-left: 40px;"><u>52,000 Primaax N/A with Disc Brakes</u></p>	<p>\$ _____</p> <p><u>1500</u></p> <p><u>2700</u></p> <p><u>(50)</u></p> <p><u>(600)</u></p> <p><u>(1,100)</u></p> <p><u>(1400)</u></p> <hr/> <p>\$ _____</p> <p><u>30,866</u></p> <p><u>27,566</u></p> <hr/> <p>\$ _____</p> <p><u>(634)</u></p> <p><u>(850)</u></p> <p><u>(1050)</u></p> <p><u>(454)</u></p> <hr/> <p>\$ _____</p> <p><u>(1,070)</u></p> <p><u>(750)</u></p> <p><u>1425</u></p> <p><u>2994</u></p>
---	---	--

Lg

CCD EXHIBIT A - SC-00003076 - Continued

Request for Proposal No. 0750A (2018)
 Strategic Long-Term Cab and Chassis Procurement with Service and Parts Consideration
 Configuration # 2

<p>e) Pusher Axle with Air Suspension (List all Axle options available) Steerable</p> <ul style="list-style-type: none"> i. Option 1 ii. Option 2 iii. Option 3 iv. Option 4 v. Option 5 <p>f) Rear Tag Axle with Air Suspension (List all Axle options available) Steerable</p> <ul style="list-style-type: none"> i. Option 1 ii. Option 2 iii. Option 3 iv. Option 4 v. Option 5 	<p>Make: <u>Hendrickson</u> Model: <u>SC</u> Capacity: <u>13,200</u> - lbs <u>20,000</u> - lbs Capacity: <u>Watson chain</u> lbs Capacity: <u>SL2200</u> <u>22,000</u> - lbs Capacity: <u>20,000</u> - lbs Capacity: <u>SL2065</u></p> <p>Make: <u>Hendrickson</u> Model: <u>SC</u> Capacity: <u>20,000</u> - lbs <u>13,200</u> - lbs Capacity: <u>Watson chain</u> lbs Capacity: <u>SL</u> <u>20,000</u> - lbs Capacity: <u>SL2065</u></p> <p><u>Allison</u> 3000 RDS <u>Allison</u> 4700 RDS</p> <p>Make: <u>Allison</u> Model: <u>4000 RDS</u> Make: <u>Eaton</u> Model: <u>RTL016918B</u> <u>RTL018918B</u> <u>FO 18E318B MXP</u></p> <p>Make: <u>1350 FEPTO</u> Model: <u>Flywheel REPTO</u></p> <p>GPH: _____ PSI at Idle: _____ GPH: _____ PSI at Idle: _____ GPH: _____ PSI at Idle: _____</p> <p><u>Air & Light Lines to EOF. Body Company to mount to plate</u></p>	<p style="text-align: center;">↑ SEE ATTACHED ↓</p> <p>\$ _____ \$ _____</p> <p>(5,250) 2,900 (500) (6,500) (6,900) \$ (3,500) \$ 543</p> <p>\$ 3,800</p> <p>\$ 625</p> <p>\$ Incl</p>
<p>1.3 Transmission Options:</p> <ul style="list-style-type: none"> i. Allison 4000 RDS Automatic Transmission ii. Eaton Fuller 18 speed Ultra Shift iii. <p>1.4 Power Take Off Option</p> <ul style="list-style-type: none"> i. REPTO ii. FEPTO iii. Option 1 iv. Option 2 	<p>Make: <u>Allison</u> Model: <u>4000 RDS</u> Make: <u>Eaton</u> Model: <u>RTL016918B</u> <u>RTL018918B</u> <u>FO 18E318B MXP</u></p>	<p>(5,250) 2,900 (500) (6,500) (6,900) \$ (3,500) \$ 543</p>
<p>1.5 Trailer Brake Connections Options</p> <ul style="list-style-type: none"> i. Air brake connections mounted on steel mounting plate. Swing-away glad hands with steel covers. ii. Electrical Trailer connector: (type "A") for electrical SAE J560 7-way primary trailer cable receptacle brake connections for both ABS and non-ABS trailers. The receptacle shall be mounted on top left side on steel mounting plate. 	<p>GPH: _____ PSI at Idle: _____ GPH: _____ PSI at Idle: _____ GPH: _____ PSI at Idle: _____</p>	<p>\$ 625</p>

Reference Nos.:

17

Vendor/Sub Vendor: [Signature]

Transwest Truck Trailer RV

CCD EXHIBIT A - SC-00003076 - Continued

Request for Proposal No. 0750A (2018)
 Strategic Long-Term Cab and Chassis Procurement with Service and Parts Consideration
 Configuration # 2

1.6 Frame Length Options:	Make: <u>FTL</u> Model: <u>120,000 PSI</u>	\$ _____
i. Front Frame Extension Deletion		
ii. Cab to Trunnion (Tandem axle) a. 96"		\$ <u>N/C</u>
b. Price Per Additional Inch Up To 240"		
iii. After Frame		
a. 48"	Make: <u>FTL</u> Model: <u>120,000 PSI</u>	\$ <u>N/C</u>
b. Price Per Additional Inch Up to 120"		
1.7 Fuel Tank Options:		
i. Delete Standard Tank		
ii. Left Hand Tank	Location <u>LH Under Cab</u>	
a. 50 Gallon	Capacity <u>60</u> Dimensions <u>23" Round</u>	<u>(40)</u>
b. 60 Gallon	Capacity <u>70</u> Dimensions <u>"</u>	<u>(20)</u>
c. 70 Gallon	Capacity <u>80</u> Dimensions <u>" included</u>	
d. 90 Gallon	Capacity <u>90</u> Dimensions <u>"</u>	\$ <u>25</u>
e. 100 Gallon	Capacity <u>100</u> Dimensions <u>"</u>	<u>55</u>
f. 110 Gallon	Capacity <u>110</u> Dimensions <u>"</u>	<u>85</u>
g. 120 Gallon	Capacity <u>120</u> Dimensions <u>"</u>	<u>125</u>
iii. Right Hand Tank <u>Additional</u>	Capacity <u>150</u> Dimensions <u>"</u>	<u>325</u>
a. 50 Gallon	Capacity <u>60</u> Dimensions <u>23" Round</u>	<u>575</u>
b. 60 Gallon	Capacity <u>70</u> Dimensions <u>"</u>	<u>600</u>
c. 70 Gallon	Capacity <u>80</u> Dimensions <u>"</u>	<u>625</u>
d. 80 Gallon	Capacity <u>90</u> Dimensions <u>"</u>	<u>650</u>
e. 90 Gallon	Capacity <u>100</u> Dimensions <u>"</u>	\$ <u>675</u>
f. 100 Gallon	Capacity <u>110</u> Dimensions <u>"</u>	<u>700</u>
g. 110 Gallon	Capacity <u>120</u> Dimensions <u>"</u>	<u>725</u>
h. 120 Gallon	Capacity <u>150</u> Dimensions <u>"</u>	<u>800</u>
iv. Left Hand Reduced Height Tank (for use with Under Body Scraper)		
a. 50 Gallon	Capacity <u>60</u> Dimensions <u>Rectangular</u>	<u>N/C</u>
b. 60 Gallon	Capacity <u>90</u> Dimensions <u>"</u>	<u>100</u>
c. 70 Gallon	Capacity _____ Dimensions _____	
d. 80 Gallon	Capacity _____ Dimensions _____	
e. 90 Gallon	Capacity _____ Dimensions _____	
f. 100 Gallon	Capacity _____ Dimensions _____	\$ _____

Reference Nos.:

18

Vendor/Sub Vendor:

Ly

Transwest Truck Trailer RV

CCD EXHIBIT A - SC-00003076 - Continued

Request for Proposal No. 0750A (2018)

Strategic Long-Term Cab and Chassis Procurement with Service and Parts Consideration

Configuration # 2

<p>1.8 DEF Tank Options:</p> <p>i. Left Hand Tank</p> <p style="margin-left: 20px;">a. Option 1</p> <p style="margin-left: 20px;">b. Option 2</p> <p style="margin-left: 20px;">c. Option 3</p> <p style="margin-left: 20px;">d. Option 4</p> <p>1.9 Webasto Heater Options:</p> <p>i. Webasto Air Top 2000 ST / with Rehostat</p> <p>ii. Webasto Thermo Top C</p> <p>iii. Webasto DBW 2010</p> <p>1.10 Alternator Options: Brushless</p> <p style="margin-left: 20px;">i. Option 1</p> <p style="margin-left: 20px;">ii. Option 2</p> <p style="margin-left: 20px;">iii. Option 3</p> <p style="margin-left: 20px;">iv. Option 4</p> <p>1.11 5th Wheel Options:</p> <p>i. 5th Wheel rated at 55,000lb Vertical 150,000 Pull Capacity/ with 24" Air Slide</p> <p style="margin-left: 40px;">a. Additional Rail for Slide by the Foot</p> <p>ii. 5th Wheel rated at 100,000lb Vertical 200,000 Pull Capacity/ with 24" Air Slide</p> <p style="margin-left: 40px;">b. Additional Rail for Slide by the Foot</p> <p>1.12 Tire Options:</p> <p>i. 425/65R22.5 Steer Tire</p> <p style="margin-left: 20px;">a. Steer Axle</p> <p style="margin-left: 20px;">b. Tag/Pusher Axle</p> <p>ii. 295/60R22.5 Trailer Tire</p> <p style="margin-left: 20px;">a. Tag/Pusher Axle</p> <p style="margin-left: 40px; color: blue; font-size: 1.2em;">Zonar Tablet includes 5yr Virtual Technician</p>	<p>Capacity <u>6</u> Dimensions <u>6.06"</u></p> <p>Capacity <u>23</u> Dimensions <u>16.10"</u></p> <p>Capacity _____ Dimensions _____</p> <p>Capacity _____ Dimensions _____</p> <p>Make: <u>Espar</u> Model: <u>Hydronic SE</u></p> <p>Make: _____ Model: _____</p> <p>Make: _____ Model: _____</p> <p>Make: <u>Delco Remy</u> Model: <u>185 28 SI</u></p> <p>Make: <u>"</u> Model: <u>215 28 "</u></p> <p>Make: <u>"</u> Model: <u>240 46 "</u></p> <p>Make: <u>"</u> Model: <u>275 40 "</u></p> <p style="margin-left: 100px;"><u>300 40 "</u></p> <p>Make: <u>Holland</u> Model: <u>FW35</u></p> <p>Make: <u>Holland</u> Model: <u>FW0100</u></p> <p>Make: <u>B/stome</u> Model: <u>M860A</u></p> <p>Make: <u>B/stone</u> Model: <u>M860A</u></p> <p>Make: <u>Michelin</u> Model: <u>XZA2</u></p> <p style="text-align: right; color: blue; font-size: 1.5em;">1,500</p>	
<p>Reference Nos.:</p>	<p>19</p>	<p>Vendor/Sub Vendor: <u>by</u></p> <p style="text-align: right; color: blue; font-weight: bold;">Transwest Truck Trailer RV</p>



CCD EXHIBIT A - SC-00003076 - Continued
CHASSIS OPTIONS Configuration # 2

Set Forward Front Axle	\$ 2,442.00
Air Cleaner pre Cleaner	450.00
Driver Controlled Locking Differentials (per axle)	667.00
Trac Tech No Spin Differentials (per axle)	1,150.00
Bendix Smartire Tire Pressure Monitor System	1,200.00
Air Bag RH front spring for Wing Plow	2,500.00
Heated Windshield	653.00
MT-40-14XP 40,000# TANDEM REAR AXLE	(1,750.00)
RT-50-160P 50,000# TANDEM REAR AXLE	3,500.00
RT-52-185 52,000# TANDEM REAR AXLE	6,500.00
RS-26-185 26,000# SINGLE REAR AXLE	(2,750.00)



CCD EXHIBIT A - SC-00003076 - Continued

CHASSIS OPTIONS Configuration # 2

PUSHER / TAG AXLES

With Single 315 or 425 Tires and Steel Wheels

HENDRICKSON SC20 COMPOSILITE 20,000# AIR LIFT STEERABLE PUSHER SUSPENSION	\$ 9,500.00
WATSON/CHALIN SL-2200 22,000# AIR LIFT STEERABLE PUSHER SUSPENSION	15,500.00
HENDRICKSON SC13 COMPOSILITE 13,200# AIR LIFT STEERABLE PUSHER SUSPENSION WITH LOCK STRAIGHT	8,500.00
WATSON/CHALIN SL-2065 TRU-TRACK 20,000# AIR LIFT STEERABLE TAG SUSPENSION	10,400.00
035-1E6 WATSON/CHALIN SL-1195 TRU-TRACK 13,200# AIR LIFT STEERABLE TAG SUSPENSION	7,900.00
HENDRICKSON HLM-2 22,000# NON-STEER TAG SUSPENSION, N-SERIES TAG AXLE	7,200.00
HENDRICKSON SC13 COMPOSILITE 13,200# AIR LIFT STEERABLE TAG SUSPENSION	7,100.00

CCD EXHIBIT A - SC-00003076 - Continued



Configuration's 1,2,3

BTC and SM Options from Agility

Description	Empty Weight #'s	Chassis Requirements	Pricing FOB-Salisbury, NC
30 DGE SM W/ FMM	540	75" Clear frame rail on either side	\$ 17,750.00
40 DGE SM W/ FMM	630	95" Clear frame rail on either side	18,500.00
45 DGE SM W/ FMM	727	105" Clear frame rail on either side	19,750.00
60 DGE SM W/ FMM	768	135" Clear frame rail on either side	25,775.00
60 DGE (DUAL 30) SM	1035	75" Clear frame rail on either side	30,775.00
80 DGE (DUAL 40) SM	1210	95" Clear frame rail on either side	32,250.00
90 DGE (DUAL 45) SM	1404	105" Clear frame rail on either side	34,500.00
120 DGE (DUAL 60) SM	1486	135" Clear frame rail on either side	47,350.00
60 DGE BTC	1550	25.5" Clear behind the cab	28,500.00
75 DGE BTC (5 TANK)	1650	25.5" Clear behind the cab	32,000.00
80 DGE BTC (3 TANK)	1600	28.5" Clear behind the cab	32,775.00
105 DGE BTC	2100	28.5" Clear behind the cab	40,750.00
120 DGE BTC	1750	35.5" Clear behind the cab	41,000.00
131 DGE BTC	1740	35.5" Clear behind the cab	43,750.00
160 DGE BTC	2150	35.5" Clear behind the cab	51,000.00
175 DGE BTC	2135	35.5" Clear behind the cab	55,000.00

Cummins Interbrake Compression Brake for ISX12N \$ 2,250.00

CNG Tank option Pricing subject to (BLS.gov) PPI

CCD EXHIBIT A - SC-00003076 - Continued

Request for Proposal No. 0750A (2018)

Strategic Long-Term Cab and Chassis Procurement with Service and Parts Consideration

Configuration # 2

5.1 Dealer Provided Optional Equipment (where applicable)

5.2 Electrical Systems:

- A. All non-factory wire connections (splices, connectors, etc.) shall be soldered and shrink tube insulated with adhesive/melttable sealant, thick wall polyolefin shrink tubing (3M EPS-300 or equal). No non-factory crimp connections allowed. No cutting or splicing into the factory wiring harnesses allowed.
- B. All accessories (strobe lights, operator controls, light bar, etc.) shall be wired through a 12-vDC constant-duty solenoid and controlled by bus bar mounted and permanently labeled auto-resetting circuit breakers. The solenoid shall be wired to the key switch.
- C. All dealer/vendor installed items, which require connecting into the vehicle's electrical system shall be done using an OEM factory modified wiring kit whenever possible.
- D. All non-factory wiring shall be encased in a totally sealed wiring harness (no plastic split loom) to prevent corrosion from magnesium chloride. The wiring harness shall be well secured to the truck with neoprene aircraft stainless steel tubing clamps. Rubber grommets shall be used at all areas where the wiring passes through areas that could damage the wiring. Unprotected wiring in any application is unacceptable.
- E. Electrical cables and wiring harnesses shall be neatly run and clamped with neoprene aircraft stainless steel tubing clamps. Clamp spacing shall not exceed 18-inches.
- F. Dielectric grease shall be applied to all electrical plug terminals and connections to reduce corrosion.

5.3 Fasteners:

- A. Grade 5 (SAE or USS) or 8.8 (metric) minimum, bolts, nuts, washers minimum. Vendor shall use Grade 8 or 10.9 for all critical areas or where good engineering practice suggests.
- B. All fasteners shall be zinc plated to prevent corrosion.
- C. Anti-Seize: all fasteners shall have Fel Pro C5A Anti-Seize compound applied before assembly to prevent corrosion, rusting, galling and aid in equipment servicing and repair.
- D. All fasteners shall be of appropriate length, diameter and strength (grade) for the application.
- E. Bolts and screws shall extend a minimum of 1-1/2 threads beyond the nut and maximum of 6 threads past the nut.
- F. Flat washers shall be used under bolt heads and nuts.
- G. Lock nuts (nylon insert, metal, slotted, castle nuts) shall be used lock-washers are not acceptable.

5.4 Hydraulic Systems:

- A. All hydraulic circuits shall be pressure relief protected.
- B. Hydraulic hoses shall be Parker 451ST SAE 100R17 (tight bend radius) 2-wire braid hose meeting SAE-100R16 specifications where the hose meets operational criteria or approved equal.
- C. Hydraulic hoses shall have swivel fittings on both ends. Hose ends shall be located to facilitate easy component replacement.
- D. High-pressure hydraulic hose shall not be used for suction lines.
- E. Close/tight radius 90° elbow fittings shall not be used if short, medium or long drop steel stem 90° elbow fittings can be used. Over use of 90° elbows shall not be permitted.

Reference Nos.:

20

Vendor/Sub Vendor:



CCD EXHIBIT A - SC-00003076 - Continued

- F. Hydraulic hoses and rigid lines shall be run parallel where possible; routing shall look neat and well planned.
- G. Rubber cushioned metal hydraulic clamps shall be used on all hydraulic ridged lines and hoses at proper intervals for supporting the line/hose 36" maximum distance. Clamps shall be securely mounted to the equipment.
- H. Hydraulic hoses and lines shall not be routed near exhaust, close to rotating components or over, around or through sharp edges. . Rubber grommets shall be used at all areas where the hydraulic lines through areas that could damage the lines.
- I. Galvanized fittings and thread tape shall not be used.
- J. Hydraulic hoses shall be covered with protective spiral nylon anti-chaffing wrap or sock type protective sleeves at all areas where chafing/rubbing could cause premature wear/failure.
- K. Hydraulic oil tanks shall magnetic drain plug, oil level and temperature gauge.
- L. Hydraulic hoses over 4' long shall be labeled on both ends for easy identification.
- M. Shut off valves ¼-turn on each side of filter.

5.5 All fabricated parts, brackets etc. shall have all sharp corners, edges etc. radiused or rounded for safety.

5.6 Welds:

- A. All welds shall meet AWS (American Welding Society) standards for the type weld, material joined and welding method.
- B. Weld joints shall have proper design and fit for the application.
- C. Welds joints shall have proper penetration and be smooth in appearance with no undercuts or overlaps at edge of weld.
- D. Weld joints shall be properly prepared with cut ends ground to remove all slag, create a smooth surface and beveled end.
- E. Welds shall be full length to prevent "rust bleed" from non-welded seams

6.1 Manuals/Equipment

Pricing Attached

Item	Description of Equipment	Offered Equipment	Cost						
Training DVD	DVD or CD demonstrating and explaining the safe and proper use of the vehicle/equipment. 1. Cab and chassis.	Yes <input type="radio"/> No <input checked="" type="radio"/>	\$ _____						
Operators Manual Paper / or Web Based	One book per vehicle/equipment with "safe equipment operation" section for each component. 1. Cab and Chassis. 2. Ongoing Web Subscription by the Year	<table style="border: none;"> <tr> <td style="border: none;">Paper</td> <td style="border: none;">Web Based</td> </tr> <tr> <td style="border: none;">Yes <input checked="" type="radio"/></td> <td style="border: none;">No <input checked="" type="radio"/></td> </tr> <tr> <td style="border: none;">Yes <input checked="" type="radio"/></td> <td style="border: none;">No <input type="radio"/></td> </tr> </table>	Paper	Web Based	Yes <input checked="" type="radio"/>	No <input checked="" type="radio"/>	Yes <input checked="" type="radio"/>	No <input type="radio"/>	\$ _____ \$ _____
Paper	Web Based								
Yes <input checked="" type="radio"/>	No <input checked="" type="radio"/>								
Yes <input checked="" type="radio"/>	No <input type="radio"/>								
Service/ Maintenance Manual Paper / or Web Based	Four complete sets per Contract (not per vehicle); binder required, 1. Manuals shall be provided for:	<table style="border: none;"> <tr> <td style="border: none;">Paper</td> <td style="border: none;">Web Based</td> </tr> <tr> <td style="border: none;"><input checked="" type="radio"/></td> <td style="border: none;"><input checked="" type="radio"/></td> </tr> </table>	Paper	Web Based	<input checked="" type="radio"/>	<input checked="" type="radio"/>			
Paper	Web Based								
<input checked="" type="radio"/>	<input checked="" type="radio"/>								

CCD EXHIBIT A - SC-00003076 - Continued

	A. Cab and Chassis 2. Manuals shall include complete and detailed information for maintenance of the equipment, including general information, specifications, troubleshooting guide, lubrication and required adjustments. 3. Ongoing Web Subscription by the Year	<input checked="" type="radio"/> Yes No <input checked="" type="radio"/> Yes No		\$ _____ \$ _____
Service/ Maintenance Manual on CD rom or DVD or Web Based	Four complete set; per Contract (not per vehicle) 1. Manuals shall be provided for: B. Cab and Chassis 2. Manuals shall include complete and detailed information for maintenance of the equipment, including general information, specifications, troubleshooting guide, lubrication and required adjustments. 3. New CD roms or DVDs shall be provided when information is updated, superseded or changed. 4. Ongoing Web Subscription by the Year	Disk <input checked="" type="radio"/> Web Based <input checked="" type="radio"/> <input checked="" type="radio"/> Yes No Yes <input checked="" type="radio"/> No <input checked="" type="radio"/> Yes No		\$ _____ \$ _____ \$ _____
Service/ Maintenance Manual on Internet Access, or Other Electronic Media	One complete set; per Contract (not per vehicle) 1. Vendor shall provide access to the site for the length of time that the City owns the vehicle/equipment at a one time up front cost to the City. 2. Internet information shall include complete and detailed information for maintenance of the equipment, including general information, specifications, troubleshooting guide, lubrication and required adjustments.	<input checked="" type="radio"/> Yes No <input checked="" type="radio"/> Yes No If other Specify: _____ _____ _____		\$ _____ \$ _____

Transwest Truck Trailer RV

CCD EXHIBIT A - SC-00003076 - Continued

Request for Proposal No. 0750A (2018)
Strategic Long-Term Cab and Chassis Procurement with Service and Parts Consideration
Configuration # 2

	<p>3. The hydraulic and electrical sections of the manuals shall be provided in a separate electrical/hydraulic binder. Both the hydraulic and electrical circuits shall have separate color coded schematics for each equipment function to show the flow of both electrical current and hydraulic oil.</p> <p>4. Ongoing Web Subscription by the Year</p>	<p><input checked="" type="radio"/> Yes <input checked="" type="radio"/> No - Hydraulics</p>	
<p>Parts Manual Paper or Web Based</p>	<p>Two complete sets, per Contract (not per vehicle) binders required,</p> <p>1. Manuals shall be provided for: A. Cab and Chassis B. Equipment and Body</p> <p>2. Illustrated parts book shall be furnished containing data so that part numbers can be readily found for each system.</p> <p>3. Ongoing Web Subscription by the Year</p>	<p><input checked="" type="radio"/> Paper <input checked="" type="radio"/> Web Based</p> <p><input checked="" type="radio"/> Yes <input type="radio"/> No <input checked="" type="radio"/> Yes <input checked="" type="radio"/> No <input checked="" type="radio"/> Yes <input type="radio"/> No</p>	<p>\$ _____ \$ _____</p>
<p>Parts Manual on CD rom or DVD or Web Based</p>	<p>One complete set, per Contract (not per vehicle) illustrated parts book shall be furnished containing data so that part numbers can be readily found for each system.</p> <p>1. Information shall be provided for: A. Cab and chassis</p> <p>2. Parts manuals shall include complete and detailed information for replacement parts for the equipment, including general information, specifications ordering guide lines and superseded parts information.</p> <p>3. New CD roms or DVDs shall be provided when information is updated, superseded or changed.</p> <p>4. Ongoing Web Subscription by the Year</p>	<p><input checked="" type="radio"/> Disk <input checked="" type="radio"/> Web Based</p> <p><input checked="" type="radio"/> Yes <input type="radio"/> No</p> <p>Yes <input checked="" type="radio"/> No</p> <p><input checked="" type="radio"/> Yes <input type="radio"/> No</p>	<p>\$ _____ \$ _____</p>
<p>Parts Manual on Internet Access, or Other Electronic Media</p>	<p>One complete subscription; per Contract (not per vehicle)</p> <p>1. Internet information shall allow the City 24 hour 7 days/week including holidays access from its main maintenance facility and all its satellite maintenance facilities.</p> <p>2. Internet information shall include complete and detailed information for parts for the:</p>	<p>Access Information: 7 days/week including holidays <input checked="" type="radio"/> Yes <input type="radio"/> No</p>	

Transwest Truck Trailer RV

CCD EXHIBIT A - SC-00003076 - Continued

Request for Proposal No. 0750A (2018)

Strategic Long-Term Cab and Chassis Procurement with Service and Parts Consideration

Configuration # 2

	<p>A. Cab and Chassis B. Equipment and Body</p> <p>3. Internet information shall cover vehicle/equipment, shall include general parts information, parts specifications, ordering guide lines and superseded parts information.</p> <p>4. Vendor shall provide access to the site for the length of time that the City owns the vehicle/equipment at a one time up front cost to the City.</p> <p>5. Parts manuals shall include complete and detailed information for replacement parts for the equipment, including general information, specifications ordering guide lines and superseded parts information.</p> <p>6. Ongoing Web Subscription by the Year</p>	<p><input checked="" type="radio"/> Yes No <input checked="" type="radio"/> Yes <input checked="" type="radio"/> No <input checked="" type="radio"/> Yes No</p> <p><input checked="" type="radio"/> Yes No If other Specify: _____</p> <p><input checked="" type="radio"/> Yes No</p>	<p>\$ _____ \$ _____</p>
<p>New Equipment Check-in Form:</p>	<p>The successful vendor shall complete the City's "New Equipment Check-in Form" completely and accurately with all requested information.</p>	<p>- -</p>	

6.2 Operator and Mechanics Training

Item	Description of Equipment	Offered Equipment	Cost
<p>On Site Equipment Manufacturers Training</p>	<p>On site the vendor shall insure that the equipment manufacturers training representative, after delivery of the equipment Contacts Fleet Maintenances training manager to coordinate equipment training.</p>	<p><u>ON site walk around</u></p>	<p>\$ _____</p>
<p>Fleet Maintenance Training Manager</p>	<p>Mr. Felix Espinosa, Telephone: 720.865.3912 Contact time: 8:00 am to 3:00 pm M-F</p>	<p>_____</p>	<p>_____</p>
<p>Training Requirements</p>	<p>Training shall consist of factory training materials, classroom and actual field training on the equipment for the equipment operators and supervisors.</p>	<p><u>Available</u> <u>Details enclosed</u></p>	<p>\$ _____</p>

Transwest Truck Trailer RV

Reference Nos.:

Vendor/Sub Vendor: _____

CCD EXHIBIT A - SC-00003076 - Continued

Request for Proposal No. 0750A (2018)
Strategic Long-Term Cab and Chassis Procurement with Service and Parts Consideration
Configuration # 2

On Site Mechanics Training	On site mechanics training shall be 2 classes, approximately 8 hours, 2 shifts total provided at City facilities. The training shall cover maintenance and service procedures, trouble shooting and use of manuals.	<u>Available</u> <u>Hourly Door Rate Service</u> <u>Current \$ 155.00/HR</u>	\$ <u>2750</u>
-----------------------------------	---	--	----------------

7.0 Warranty

7.1 General Warranty Provisions

WARRANTY (Table 1) Class 7 & 8 Vehicles		Complies (Y or N/A)
A.	Express warranty is to be a minimum of 12 months on the vehicle/equipment. The standard factory warranty plan shall be provided as an attachment to your bid proposal	Y
B.	The Warranty is to include at no cost to the City of Denver, all parts and labor, and no charge for work performed at the vendors facility	Y
C.	Warranty shall start when the City places the vehicle into service NOT on the delivery date. Taking an exception may make bid non compliant.	Y
D.	Warranty plans shall consist of the total unit and be broken out to a separate plan for each warranty item if applicable, such as engine warranty plan, transmission warranty plan, electrical, etc.	Y
E.	Options listed shall be bid and provided as factory installed under the terms of the full factory-backed warranty. This includes, but is not limited to: air conditioning, radios, cruise control, bumpers, towing packages etc. Dealer-installed options will not be permitted unless pre-approved by the City in writing and, where applicable, indicated on bid sheet as a "dealer installed" non-factory item.	Y
F.	Bidder will be responsible for warranty repair of all installed options/auxiliary equipment included in the bid that has a standard warranty that is less than the standard warranty for the base vehicle/equipment	Y
G.	Bidder shall use a single, local factory authorized dealership that will accomplish or coordinate required warranty work. The dealership must have a minimum of 1-year experience as a factory authorized vendor for like equipment being bid. Warranty parts shall be available and supplied within 24 hours	Y
H.	If applicable, bidder shall provide a plan for the City to be reimbursed if the work can be done by the City on site. The current shop rate is \$65.00/hour, not to exceed \$85.00/hour. (Enter a response of N/A if not available)	TBD
I.	The bidder shall respond to request for warranty assistance within twenty-four (24) hours.	Y

Transwest Truck Trailer RV

CCD EXHIBIT A - SC-00003076 - Continued

Request for Proposal No. 0750A (2018)

Strategic Long-Term Cab and Chassis Procurement with Service and Parts Consideration

Configuration # 2

J.	Warranty work shall be accomplished within an appropriate length of time (generally less than 3 working days for everything other than major component repair such as a transmission rebuild) and shall be coordinated with an authorized City representative	Y
K.	During the entire warranty period, if the unit requires transportation to a repair facility, the vendor/sub-vendors shall be responsible for all transportation at "NO COST" to the City and County of Denver. This includes transporting the unit back to the City's domicile location after repairs are complete. If an alternate is bid, charges to the City of Denver shall be listed (e.g. mileage, travel, labor, etc.). Even if an alternate is bid, in NO CIRCUMSTANCES will the City and County of Denver be responsible for transporting a unit greater than 25 miles from the center of Denver. For purposes of these warranty provisions, the center of Denver is defined as the City and County Building located on the corner of Colfax and Bannock Street.	Y
L.	The item(s) procured by the City pursuant to this Bid Proposal shall, in addition to being subject to the express warranties referenced above, be subject to all implied warranties arising by operation of law under State of Colorado and Federal law, including but not limited to the implied warranty of merchantability and, to the extent applicable, the implied warranty of fitness for a particular purpose arising under the Colorado Uniform Commercial Code, Title 4, Colorado Revised Statutes. The bidder shall in no event attempt to limit or disclaim any of such implied warranties under this Bid Proposal, and any attempt to do so will render the bidder's bid non-responsive under this Bid Proposal.	Y
M.	This warranty in Table 1 and Table 2, is IN ADDITION to factory warranties on the vehicle and components	

7.3 Fleet Defects

WARRANTY - (Table 2) Fleet Defect Clause, Class 7 & 8 Vehicles	
A.	Definition: If during the warranty period, thirty percent (30%) of the total number of units delivered have the same part(s) and/or components failure requiring replacement and/or modifications, caused by defects in Design, Testing, Material, and/or Workmanship, then this "Fleet Defect Clause" goes into effect.
B.	Remedy: Following notification of a Fleet Defect, the vendor shall develop and implement a plan that either reengineers, modifies, or replaces the defective parts/ systems, such that the identified problem is cured and the operation of the vehicle/equipment is not altered. When alterations are required to cure the defect, those alterations that change or modify the original bid specifications must be approved by the City and County of Denver prior to execution. The vendor will pay for all necessary labor and materials to repair, modify, and/or "update" all vehicles/units in this group. The vendor shall also propose a work schedule that is mutually agreed upon by the City of Denver that corrects the fleet deficiency within 30 days or a mutual agreed upon schedule.
C.	Exceptions: Fleet defects will not apply to minor aftermarket accessories specified by the City of Denver and installed per instructions/specifications. Examples include: toolboxes, spotlights, bed-liners, etc.
D.	Mitigation: Should the vendor become non responsive to the City's notification of a Fleet Defect, the City may employ several options. (1) After

Transwest Truck Trailer RV

CCD EXHIBIT A - SC-00003076 - Continued

Request for Proposal No. 0750A (2018)
Strategic Long-Term Cab and Chassis Procurement with Service and Parts Consideration
Configuration # 2

	notifying the vendor in writing of The City's intent to mitigate its circumstances, the City may chose to perform its own warranty work and seek reimbursement for both parts and labor. (2) On major components, such as engine, transmission, air conditioning, etc., the City may chose to have the repairs performed by an authorized dealer and vendor shall reimburse the City for any parts or labor not covered by other warranty.
E.	Outside Metro-Denver: Vendor will pay for all transportation costs if unit(s) must be sent out of the Denver area for repairs. The City and County of Denver reserves the right to inspect unit(s) before returning back to Denver. The City and County of Denver also reserves the right to send at least one employee, without cost to the City, to inspect the repair(s) before unit is released back to the City.
F.	Expired Warranties: Units that have mutually agreed upon warranty defects during the warranty period will continue to be repaired until completed. If an on-going remedy continues past the warranty date the repairs will continue under warranty until completed or cease at a time agreed upon by the vendor and City and County of Denver.

7.4 **Warranty Options**

		WARRANTY Options (Table 3) Class 7 & 8 Vehicles		
Cost of Factory Extended Warranties	Please indicate in the columns below the additional cost of an extended warranty for all applicable components listed in the left hand column. Inc = Included N/A = Not available	SEE ATTACHED "CCD Warranty"		
		Two Years	Three Years	Five Years
A.	Cab and Chassis			
B.	Engine			
C.	Transmission			
D.	Drive Train			
E.	Suspension			
F.	Air Conditioning			
G.	Electrical Components			
H.	Other			
I.	Notes:			

Reference Nos.:

Vendor/Sub Vendor: Transwest Truck Trailer RV

CCD EXHIBIT A - SC-00003076 - Continued

Request for Proposal No. 0750A (2018)
Strategic Long-Term Cab and Chassis Procurement with Service and Parts Consideration
Configuration # 2

7.5 **Warranty Service Locations:** Warranty repair parts and service shall be available locally at an established factory authorized dealership meeting requirements of Table 1 Section 7.

A. Cab & Chassis: Dealership Name: Transwest TTRV Telephone #: 303-289-3161
Street Address: 20770 I 76 City: Brighton CO

B. Dump Body System: Dealership Name: _____ Telephone #: _____
Street Address: _____ City: _____

8.1 **Heavy Duty Vehicle Delivery Documentation:**

Delivery Documentation (GVWR 26,001-Lbs and Above Heavy Duty)	
A.	Vehicles ordered under this specification shall be complete and delivered to CITY AND COUNTY OF DENVER, Fleet Management Division. All prices quoted must be quoted at a firm price F.O.B. Denver, Colorado, 5440 Roslyn St. Building C.
B.	Vendor shall supply at acceptance and delivery of vehicle. <ol style="list-style-type: none">1. Bill of Sale (aka invoice, buyers order)2. Original MSO (Manufacturers Statement of Origin)3. Application for Title and/or Registration, Colorado Dept of Revenue form DR2395 (02-22-11)4. Odometer Disclosure Statement, Colorado Dept of Revenue form DR2407 (09-07-05)5. Letter of Certification on Vendor Letterhead (Required for Incomplete Vehicles) with added bodies etc, describes the final configuration of the vehicle)6. Air Brake inspection form required for any vehicle with air brakes or truck units capable of towing trailers greater than 10,000-Lbs7. Standard Sales Tax Receipt.8. DOT inspection form.9. Temporary License Plate.10. New Equipment Check-in Form/ Vendor Supplied Information on the Vehicle. Form provided by Fleet contact Dolores @ 720.865.390311. Copy of City Purchase Order.12. All Keys ordered for the Vehicle and Sundries, i.e. toolboxes etc.13. All Manuals repair, parts, owners and/or CD's/DVD's etc14. Vehicle Warranty information and receipt for optional warranty.15. Receipts and Warranty information for vendor Installed/supplied components (lift gates, snowplows, lighting equipment etc)

Transwest Truck Trailer RV

Reference Nos.:

40

Vendor/Sub Vendor: _____

CCD EXHIBIT A - SC-00003076 - Continued

Request for Proposal No. 0750A (2018)

Strategic Long-Term Cab and Chassis Procurement with Service and Parts Consideration

Configuration # 2

<p>C. For an "Incomplete Vehicle" (cab & chassis) add the following:</p> <ol style="list-style-type: none">1. Verification of Vehicle Identification Number (VIN), Colorado Dept. of Revenue form DR2087.2. Statement of Fact for incomplete vehicles with added bodies etc, describes the final configuration of the vehicle.3. Original weight slip
<p>D. Delivery Monday through Friday between 8:00am and 1:00pm. Location: CITY AND COUNTY OF DENVER Fleet Management 5440 Roslyn St. Building C Denver, CO 80216 Contact person to coordinate delivery: TBD</p>

Transwest Truck Trailer RV

CCD EXHIBIT A - SC-00003076 - Continued

Request for Proposal No. 0750A (2018)

Strategic Long-Term Cab and Chassis Procurement with Service and Parts Consideration

Configuration # 3

Reference Nos.: TBD

CITY AND COUNTY OF DENVER Technical Specifications and Bid Items For a Tandem Axle Multi-Purpose Dump Truck with Options

1.1 General Description

A new current model year, Class 8, 80,000 GVWR (plate certified) business class tandem axle truck. Vehicle to be powered by a turbo-charged diesel engine with charge air cooling, a 80,000 GVWR axle/suspension rating less tires with multi-purpose live-bottom dump body configuration and options. The truck shall be suitable for hauling materials from dirt and debris to asphalt and with options for snow plowing and salt/sand spreading or an approved equal

1.2 Standard Factory Equipment

All standard factory equipment shall be included with the vehicle/equipment; no deletions of standard factory equipment will be permitted unless specifically superseded in these specifications. Accessories not specifically mentioned herein but necessary to furnish a complete unit ready for use shall also be included.

1.3 Government Requirements (where applicable)

The vehicle/equipment shall be built to, and perform in accordance with, all the requirements of the latest edition of the following standards and specifications:

- FHWA, Federal Highway Administration
- SAE, Society of Automotive Engineers Specifications
- FMVSS, Federal Motor Vehicle Safety Standards
- DOT, Department of Transportation Regulations
- AWS, American Welding Society Standards
- PUC, Public Utilities Commission (Colorado)

1.4 Workmanship and Durability

Workmanship throughout the vehicle/equipment shall conform to the highest standards. Durability shall be sufficient to allow safe and efficient operation of the equipment/vehicle.

1.5 Completion of Bid Items and Alternates

Vendor will complete each line item in "Offered Equipment" and "Cost" columns in the following manner:

- A. Provide vehicle/equipment's technical information: in "Offered Equipment" provide technical information as requested and provide cost of item in "Cost" column.
- B. Included Standard Equipment: in "Offered Equipment" column provide technical information as requested for standard equipment in, "Cost" column write NC for "No Charge".
- C. Differences: in "RED" ink in "Offered Equipment" column adjacent to Description of Equipment provide information on the item being offered, in "Cost" column provide cost if there is a bid item cost.
- D. Vendors shall break out and list costs for each specification section. Failure to break out proposed costs may cause proposal to be non-

CCD EXHIBIT A - SC-00003076 - Continued

Request for Proposal No. 0750A (2018)

Strategic Long-Term Cab and Chassis Procurement with Service and Parts Consideration

Configuration # 3

responsive. Breakout costs will be used for comparisons clarifying cost issues and if deletions to the specifications need to be made.

1.6 Major Areas of Concern

	Description of Concern
A.	Operator Cab Area to include: <ol style="list-style-type: none">1. Steering wheel belly room.2. Shoulder leg and hip room.3. Head room.4. Operator's vision.5. Floor height and step distances.6. Ergonomic layout of vehicle and all body controls.7. Ease and speed of operation of all functions.
B.	Mirror width for use in narrow and obstructed areas to include: <ol style="list-style-type: none">1. Overall extended mirror width.2. Minimum mirror width.3. Ability for mirrors to be hit by obstructions (branches etc) and absorb the hit without damage.4. Ability for mirrors to be reset or adjusted into position without operator leaving operator's station.
C.	Dual Function Ability: <ol style="list-style-type: none">1. Primary function is to efficiently and safely transport hot asphalt to City paving projects and discharge the asphalt into the City paving machines efficiently and at proper temperature for efficient mat lay down of the asphalt.2. Secondary functions are: to efficiently and safely:<ol style="list-style-type: none">a. Efficiently plow City streets of snow and ice during and after snow storms.b. Distribute granular de-icing agents onto the City streets in prescribed tons/mile and record dispensed amounts.3. Ability to easily and quickly switch between primary and secondary functions.
D.	Warranty: <ol style="list-style-type: none">1. Ability and cost to obtain a 5-year warranty on cab and chassis.2. Ability and cost to obtain an extended warranty on dump body, hoist, snowplow/spreader controls and hydraulic system.3. Location of warranty providers.
E.	Service Ability: <ol style="list-style-type: none">1. Ability to easily service cab and chassis items that require regular (yearly or less) servicing and maintenance.2. Ability to easily service dump body, snowplow, hydraulic system and spreader body components/items that require regular (yearly or less) adjusting, servicing and maintenance.

CCD EXHIBIT A - SC-00003076 - Continued

Request for Proposal No. 0750A (2018)
Strategic Long-Term Cab and Chassis Procurement with Service and Parts Consideration
Configuration # 3

2.0 Build Status of Vehicles:

2.1 Contractor and all sub vendors after receipt of the City's purchase order shall:

The primary Contractor (prime vendor) shall be responsible for providing within 15 business days to the City a "Preliminary Build Status Plan" to include but not limited to:

1. The "Build Status Plan" shall include sufficient detail to assure that the ordered units will meet specifications and be built to the highest quality standards and be delivered on time.
2. Placement date of initial order with the cab and chassis manufacture.
3. Cab and chassis manufacturer's date of order acceptance. Written order confirmation is required.
4. Placement date of initial order with the body manufacture.
5. Body manufacturer's date of order acceptance. Written order confirmation is required.
6. Build date for cab and chassis to include start date and completion date.
7. Build date for body to include start date and completion date.
8. Delivery date of the cab and chassis to the sub vendor's body manufacturer.
9. Beginning and completion dates for installation of the body on the cab and chassis.
10. Ship date for the completed vehicle (cab and chassis with body) from sub vendor's body manufacturer to Denver and which location shipped to.
11. Contractor and sub vendors local vehicle preparation time.
12. Delivery of a completed vehicle meeting specifications to the City.

2.2 The Contractor shall contact all sub vendors:

The Contractor shall contact all sub-contractors providing accessories and equipment for the vehicle (s) and provide the sub-contractors with the a list of all accessories and equipment, manufacturer's order confirmation, order number, vehicle specifications, build date and delivery date to dealer from the vehicle manufacturer on the ordered vehicle. It is the primary selling dealer's responsibility to assure that the sub-contractors orders the accessories and equipment and has the items in stock and is prepared to install the accessories and equipment items when the vehicle arrives at the dealership.

CCD EXHIBIT A - SC-00003076 - Continued

Request for Proposal No. 0750A (2018)

Strategic Long-Term Cab and Chassis Procurement with Service and Parts Consideration

Configuration # 3

3.1 **Basic Vehicle or Approved Equal**

	Description of Equipment	Offered Equipment	Cost
A.	1. Construction type tandem axle straight truck with setback front axle, left-hand steering 122" BBC. 2. Front axle shall be setback 47" from front of bumper. 3. Wheelbase: 210" approximate. 4. Usable Cab-to-Trunnion: 134" approximate. 5. Usable After Frame: 57" 6. Front tire cut angle 55° 7. Wall-to-wall turning diameter: 64'-0". 8. Maximum height: 10'-5". 9. Vendor shall verify that wheelbase cab to axle and rear frame length is appropriate for application. Rear of frame shall extend to rear of body.	Make: <u>Freightliner</u> Model: <u>122SD</u> GVWR Rating: <u>58,000</u> lbs Front Axle Setback: <u>47</u> in Wheelbase: <u>210</u> " C to T: <u>134</u> " A F: <u>57</u> " Cut Angle <u>55</u> ° Turn Dia.: <u>63.3</u> ' Height of Dump Truck: <u>10'</u>	\$ <u>105,703</u>
B.	Frame: 1. Rating 58,000-lbs. GVWR minimum, 2. Heavy-duty 120,000-psi full channel heat-treated steel SINGLE frame NO DOUBLE FRAME . 3. RBM and deep frame section 2,500,000 in-lb. minimum.	Frame Rating: <u>62,000</u> -lbs Yield Strength: <u>120,000</u> psi Section Modulus/rail: <u>21.60</u> in ³ Frame RBM/rail: <u>2,592,000</u> lbf-in <input checked="" type="radio"/> Yes No	
C.	Towing Provisions: 1. Tow hooks, two front frame mounted. 2. Air brake 3/8" female quick-connect hook up system on right front of the vehicle for wrecker air brake connection. Quick-connectors shall be easily accessible and protected behind the bumper and angled rearward away from the bumper so that hose connection is not difficult. 3. A check valve shall be provided at the vehicles air tank to prevent air loss.	<input checked="" type="radio"/> Yes No Type of connection: <u>Quick Connect</u> <input checked="" type="radio"/> Yes No	\$ <u>175</u>
D.	Keying: 1. Keys keyed alike Ignition, Door, (same) and Toolboxes (same), 7 sets per vehicle. 2. If the City has similar make and model trucks in the fleet the trucks shall be keyed the same as existing trucks.	<input checked="" type="radio"/> Yes No <input checked="" type="radio"/> Yes No	\$ <u>50</u>
Base Vehicle SUB TOTAL COST:		\$ _____	

Transwest Truck Trailer RV

CCD EXHIBIT A - SC-00003076 - Continued

Request for Proposal No. 0750A (2018)

Strategic Long-Term Cab and Chassis Procurement with Service and Parts Consideration

Configuration # 3

3.2 Engine or Approved Equal

	Description of Equipment	Offered Equipment	Cost
A.	<p>Engine:</p> <ol style="list-style-type: none"> Detroit DD15 14.8 liter, VGT turbocharged diesel engine, rated at 505 hp @ 1,625 rpm, torque 1,750 lb/ft @ 975 rpm 14.5 liter minimum: Engine shall utilize DEF (diesel exhaust fluid) to meet current EPA regulations and reduce NOx: Engine shall meet the EPA, 50-State Clean Idle Certification Engines shall be electronically controlled with following components: Engine protection system to monitor low oil pressure, high coolant temperature and low coolant level that will prevent component damage with manual over-ride on truck engine: <ol style="list-style-type: none"> Low oil pressure. High oil temperature. High coolant temperature. Low coolant level. High transmission oil temperature. Idle shutdown timer set at 10 minutes. Speed limiter top gear and cruise. Computer controlled fast idle and PTO protection. Thermos bottle stopper-type dipstick. Magnetic drain plug. Delco-Remy 36-SI, 160 amp alternator. brushless Delco-Remy 39 MT, 12v starter with over crank protection. Oil Sample Valve (NO Approved Equal) Titan Lab part #OD1014 	<p>Make: <u>Detroit</u> Model: <u>DD15</u> HP: <u>505</u> @ <u>1625</u> rpm Torque: <u>1750</u> @ <u>975</u> rpm</p> <p><input checked="" type="radio"/> Yes No <input checked="" type="radio"/> Yes No <input checked="" type="radio"/> Yes No <input checked="" type="radio"/> Yes No <input checked="" type="radio"/> Yes No <input checked="" type="radio"/> Yes No <u>10</u> minutes <input checked="" type="radio"/> Yes No <input checked="" type="radio"/> Yes No <input checked="" type="radio"/> Yes No</p> <p>Make: <u>Delco Remy</u> Model: <u>36 SI 160</u> Make: <u>Delco</u> Model: <u>39 MT</u> Make: <u>Titan Lab</u> Mod: <u>OD1014</u></p>	<p>\$ <u>600</u></p> <p>\$ <u>STD</u></p> <p>\$ <u>STD</u></p> <p>\$ <u>STD</u></p> <p>\$ <u>STD</u></p> <p>\$ <u>STD</u></p> <p>\$ <u>STD</u></p> <p>\$ <u>STD</u></p> <p>\$ <u>STD</u></p> <p>\$ <u>STD</u></p> <p>\$ <u>STD</u></p> <p>\$ <u>STD</u></p> <p>\$ <u>STD</u></p> <p>\$ <u>175</u></p>
B.	<p>Retardation:</p> <ol style="list-style-type: none"> JACOBS COMPRESSION BRAKE Retarded control switches dash mounted with easy access for the driver. <ol style="list-style-type: none"> On/Off switch. High/Low retardation range. 	<p><input checked="" type="radio"/> Yes No <input checked="" type="radio"/> Yes No <input checked="" type="radio"/> Yes No</p>	<p>\$ <u>STD</u></p> <p>\$ <u>STD</u></p> <p>\$ <u>STD</u></p>
C.	<p>Filtration:</p> <ol style="list-style-type: none"> Oil: Fleetguard LF3000 full flow/bypass oil filter. Fuel: Racor 690RP12 fuel/water separator with thermostatically controlled fuel line heater. 	<p>Make: <u>Detroit</u> Model: <u>Full Flow</u> Make: <u>Davco</u> Model: <u>487</u> <u>12V + 120V Preheater</u></p>	<p>\$ <u>STD</u></p> <p>\$ <u>480</u></p>

Transwest Truck Trailer RV

CCD EXHIBIT A - SC-00003076 - Continued

Request for Proposal No. 0750A (2018)

Strategic Long-Term Cab and Chassis Procurement with Service and Parts Consideration

Configuration # 3

D.	<p>Engine Air Intake:</p> <ol style="list-style-type: none"> The air intake shall be on the left and right side with pre- cleaners at the hood. The air intake shall be positioned so that the air filter can be easily serviced. Air filter dual element dry type Air inlet restriction indicator located in cab 	<p><input checked="" type="radio"/> Yes No</p> <p><input checked="" type="radio"/> Yes No</p> <p>Make: <u>Donaldson</u> Model: <u>Power Core</u></p> <p><input checked="" type="radio"/> Yes No</p>	<p>\$ <u>190</u></p>
E.	<p>Exhaust Meeting 2010 EPA/GHG17 Standards:</p> <ol style="list-style-type: none"> Exhaust discharge shall be on the right side of the vehicle below the dump body cab protector. The exhaust after treatment device shall be vertically mounted behind the cab to not obstruct maintenance/repairs underneath the truck. Vertical chrome stack and stainless-steel exhaust guard curved out 60° elbow. The exhaust stack/60° elbow shall easily fit up to Denver's exhaust gas evacuation system. Exhaust discharge shall be below the dump body cab protector and exhaust gases shall not discolor the dump body. The exhaust turn out shall extend out enough to prevent exhaust noise reverberation into the cab and shall also have approximately 6" of clearance to the headache board. 	<p>Trap Make: <u>Detroit</u> Model: <u>180X</u></p> <p>Location: <u>RH under cab with Vertical Exhaust Pipe</u></p> <p><input checked="" type="radio"/> Yes No</p> <p><input checked="" type="radio"/> Yes No</p> <p><input checked="" type="radio"/> Yes No</p>	<p>\$ <u>STD</u></p>
F.	<p>Fuel Tank:</p> <ol style="list-style-type: none"> Capacity 100-gallons The fuel tank shall be frame mounted on left side of chassis. Fuel Cooler 	<p>Fuel Tank Volume: <u>100</u> gallons</p> <p>Location: <u>LH Boc</u></p> <p><input checked="" type="radio"/> Yes No</p>	<p>\$ <u>STD</u></p> <p>\$ <u>STD</u></p> <p><u>70</u></p>
G.	<p>Diesel Enhancement Fluid Tank:</p> <ol style="list-style-type: none"> Located behind fuel tank Size 13 gallons Tank fill opening shall be easily identified as "DEF Fluid Only" and shall not accept the entrance of a standard diesel fuel nozzle. 	<p>Location: <u>Behind Fuel Tank</u></p> <p>DEF Tank Volume: <u>13</u> gallons</p> <p><input checked="" type="radio"/> Yes No</p>	<p>\$ <u>STD</u></p>
H.	<p>Coolant Hoses:</p> <ol style="list-style-type: none"> Gates Blue Stripe hoses Hose clamps constant torque hose clamps. 	<p>Make: <u>Gates</u> Type: <u>Blue Stripe</u></p>	<p>\$ <u>STD</u></p>
I.	<p>Fan Clutch:</p> <ol style="list-style-type: none"> Horton Drive Master fan clutch with automatic fan control. The fan shall operate off of engine coolant and transmission coolant temperature. 	<p>Make: <u>Horton</u> Model: <u>Drivemaster</u></p> <p><input checked="" type="radio"/> Yes No</p>	<p>\$ <u>STD</u></p>

Transwest Truck Trailer RV

CCD EXHIBIT A - SC-00003076 - Continued

Request for Proposal No. 0750A (2018)

Strategic Long-Term Cab and Chassis Procurement with Service and Parts Consideration

Configuration # 3

J.	Air compressor: 1. Engine mounted with no belts. 2. Bendix Westinghouse 19.0 cfm minimum.	Make: <u>Bendix</u> Model: <u>BA921</u> Size: <u>19</u> cfm	\$ <u>STD</u>
K.	Cold weather starting aids on truck engine. 1. Block heater, Phillip 1500 Watt/115 Volt 2. Engine Heater Receptacle Mounted Under LH Door	Make: <u>Phillips</u> Model: <u>TemRO</u> Type: <u>1500W/115V</u> <input checked="" type="checkbox"/> Yes No	\$ <u>60</u>
Engine SUB TOTAL COST:		\$ <u>1,575.00</u>	

3.3

Transmission and Drivetrain or Approved Equal

	Description of Equipment	Offered Equipment	Cost
A.	Transmission: 1. Allison New World 4500RDS, wide ratio, 6-speed rated for 1,850 lb/ft torque with the following components: 2. Transmission and rear differential gearing shall be optimized for "Best" fuel economy; speed shall not be more than 68 mph. 3. Deep pan transmission sump with "Gold Series" filter kit rated for severe duty of 75,000 miles or 36 months. 4. Electric push-button transmission controls dash mounted. 5. Transmission interface wiring for Allison MD/HD transmission. 6. Allison TranSynd transmission fluid. 7. Transmission water-to-oil cooler. 8. Magnetic drain plug.	Make: <u>Allison</u> Model: <u>4500RDS</u> Speeds: <u>6</u> <input checked="" type="checkbox"/> Yes No <input checked="" type="checkbox"/> Yes No <input checked="" type="checkbox"/> Yes No <input checked="" type="checkbox"/> Yes No Fluid Type: <u>Allison TranSynd</u> <input checked="" type="checkbox"/> Yes No <input checked="" type="checkbox"/> Yes No	\$ <u>9000</u> \$ <u>STD</u>
B.	Front Axle: 1. Eaton, capacity 12,000-lbs. minimum 2. Oil seals and Union 76 Triton EP 75W-90 synthetic gear lubricant.	Make: <u>Detroit</u> Model: <u>DAF12</u> Capacity: <u>12,000 / Synthetic</u>	\$ <u>STD</u>
C.	Springs: 1. Front leaf with graphite impregnated spring pin bushings. Front: capacity 12,000-lbs. minimum with shock absorbers. 2. Rear Tuf-Trac type Multi-leaf Hendrickson Haulmaax suspension system with 9.5" ride height and shock absorbers. Rear: capacity 46,000-lbs. Minimum.	Make: <u>FTL</u> Model: <u>Taper leaf</u> Capacity: <u>12,000</u> - lbs Make: <u>Hendrickson</u> Model: <u>Haulmaax</u> Capacity: <u>46,000</u> - lbs Ride Height: <u>9.5"</u>	\$ <u>STD</u> \$ <u>1800</u>

Transwest Truck Trailer RV

CCD EXHIBIT A - SC-00003076 - Continued

Request for Proposal No. 0750A (2018)

Strategic Long-Term Cab and Chassis Procurement with Service and Parts Consideration

Configuration # 3

D.	<p>Brakes:</p> <ol style="list-style-type: none"> 1. Bendix, 17" disc front, model ADB22X extended service brakes with non-asbestos brake pads. 2. Bendix, 17" disc rear, model ADB22X-V extended service brakes with non-asbestos brake pads. 3. Brake chambers type 2824, size 24 chamber. 4. All brake components shall provide adequate clearance for asphalt/paver operations 	<p>Front Make: <u>Bendix</u> Model: <u>ADB22X</u> Disc Size: <u>17</u> in Rear Make: <u>Bendix</u> Model: <u>ADB22X V</u> Front Chamber: <u>24</u> Rear Chamber: <u>24</u> <input checked="" type="radio"/> Yes No</p>	<p>\$ <u>1200</u></p>
E.	<p>Anti-Lock Brake System / Automatic Traction Control system:</p> <ol style="list-style-type: none"> 1. Anti-Lock Brake System (ABS): Eaton 6S/6M with ATC, 6-channel with (6 sensors & 6 modulators) and 5-9 psi crack pressure relay valve. System shall control all wheels/axles for safe braking. 2. Automatic Traction Control (ATC) shall work in conjunction with the Eaton ABS brake system in low traction situations limiting torque to least loaded tire allowing most loaded tire to receive torque and pull the vehicle. The ATC system in conjunction with the Interaxle Driveline Lock shall provide traction control very similar to the Driver Controlled Differential Lock system. 3. Interaxle Driveline Lock (IADL) to lock front and rear drive axles together. The interaxle differential lock shall be automatically locked via the ATC or manually locked by the driver. The IADL switch shall activate a flashing LED warning light. 4. Air lines shall be color-coded nylon type. 	<p>Make: <u>Wabco</u> Model: <u>6S/6M</u> <u>with ATC</u> <input checked="" type="radio"/> Yes No <input checked="" type="radio"/> Yes No <input checked="" type="radio"/> Yes No</p>	<p>\$ <u>300</u> \$ <u>incl</u> \$ <u>incl</u> \$ <u>incl</u></p>
F.	<p>Air Dryer: (No Approved Equal)</p> <ol style="list-style-type: none"> 1. Bendix AD-9SI with heated steel reservoir, automatic moisture ejector and cable operated air tank drain valves accessible from outside of vehicle. No Approved Equals. 2. Air dryer shall be installed on the outside of the frame rail in a location that is easy access and does not exceed 15-minutes to service unit. 	<p>Make: <u>Bendix</u> Model: <u>AD9 SI</u> Location: <u>LH Rail Outboard</u></p>	<p>\$ <u>N/C</u> \$ <u>N/C</u></p>
G.	<p>Driveline:</p> <ol style="list-style-type: none"> 1. Heavy-Duty, 2-piece, 2. Eaton Permalube type U-joints. 	<p>Make: <u>Meritor</u> Model: <u>MYL 18T</u></p>	<p>\$ <u>STD</u></p>

CCD EXHIBIT A - SC-00003076 - Continued

Request for Proposal No. 0750A (2018)
Strategic Long-Term Cab and Chassis Procurement with Service and Parts Consideration

Configuration # 3

H.	Power Steering: 1. TRW 2. Reservoir 4-qt minimum. 3. Power Steering Cooler Oil-Air	Make: <u>TRW</u> Model: <u>TAP 60</u> <input checked="" type="radio"/> Yes No	\$ <u>STD</u> \$ <u>150</u>
Transmission and Drivetrain SUB TOTAL COST:		\$ <u>12,450.00</u>	

3.4 Electrical System or Approved Equal

	Description of Equipment	Offered Equipment	Cost
A.	Alternator: 1. Delco-Remy 36SI heavy duty, internally regulated, output 160-amp minimum. BRUSHLESS	Make: <u>Delco Remy</u> Model: <u>36SI</u> Output: <u>160</u> amps	\$ <u>STD</u>
B.	Batteries: A. Three Group 31 batteries with a total CCA of 3,375 minima. B. Battery location frame mounted left hand side under cab. <i>Fuel & DEF tank already on the left side</i> C. Battery shut-off switch easy to see and access. D. Jump start provision easy to access. E. Battery cables (00) stranded copper minimum. F. Battery box enclosure must be steel or aluminum.	Make: <u>Alliance</u> Model: <u>1231</u> Quantity: <u>(3)</u> <u>3375 CCA</u> Location: <u>LH under cab</u> <input checked="" type="radio"/> Yes No <input checked="" type="radio"/> Yes No Size: <u>00</u>	\$ <u>STD</u>
C.	Circuit Protection: 1. Circuit breakers with manual reset, no fuses. 2. Circuit breaker panel shall be easy to access. 3. Circuit breaker panel shall be clearly labeled for easy identification.	Circuit Protection Type: <u>Manual Reset Breakers</u> <input checked="" type="radio"/> Yes No	\$ <u>STD</u>
D.	Wiring: 1. Wiring shall be color coded with hot stamped wire numbers. 2. All wiring shall be run in sealed wiring looms to reduce corrosion from magnesium chloride products.	Color coded: <input checked="" type="radio"/> Yes No Hot Stamped: <input checked="" type="radio"/> Yes No Wiring sealed: <input checked="" type="radio"/> Yes No	\$ <u>STD</u>
E.	Body Builder Junction Box: 1. Body builder's junction box shall be provided in cab to prevent corrosion from magnesium chloride. 2. Terminal shall be marked for easy identification.	Location: <u>Behind Driver seat</u> <input checked="" type="radio"/> Yes No	\$ <u>STD</u>

CCD EXHIBIT A - SC-00003076 - Continued

Request for Proposal No. 0750A (2018)

Strategic Long-Term Cab and Chassis Procurement with Service and Parts Consideration

Configuration # 3

F.	Back Up Alarm: 1. The backup alarm shall be 112 dB, SAE type B, fully sealed, back-up alarm system with: 2. Wired into vehicle's backup light system using OEM plug-in adapter. 3. The alarm shall be mounted out of the vehicle's rear wheel splash area and shall be shielded.	dBa rating: <u>112 DB</u> <input checked="" type="radio"/> Yes No <input checked="" type="radio"/> Yes No	\$ <u>35</u> \$ <u>inc</u> \$ <u>inc</u>
G.	Lights: (No Approved Equals) LED'S 1. Halogen sealed beam headlights, 12v. 2. Daytime running lights. 3. Wiring shall be sealed modular plug-in type. 4. All lights shall be Truck-Lite "Lifetime Warranty" 12vDC, LED type, flush mount, sealed lexan body, grommet insulated with Fit' N Forget multi-pin plugs where possible. 5. Integral Stop/Turn/Tail/ lights mounted in the rear corner post of the dump body model Super 44 P/N 44302R or model 60 P/N 60250R. 6. Back up lights Truck-Lite LED, flush mount, sealed lexan body, grommet insulated, multi-pin units model 44 P/N 44206C. 7. Marker lights Truck-Lite LED 3 per side model 10 P/N 10250R or 10250Y or model 30 P/N 30250R or 30250Y. 8. Rear ID bar Truck-Lite LED model 35 P/N 35741R or 35740R. 9. License plate light, Truck-Lite model 15 P/N 15040	<input checked="" type="radio"/> Yes No <input checked="" type="radio"/> Yes No <input checked="" type="radio"/> Yes No Make: <u>FTL</u> Model: <u>LED</u> Make: <u>FTL</u> Model: <u>LED</u> Make: <u>FTL</u> Model: <u>LED</u> Make: <u>FTL</u> Model: <u>LED</u> Make: <u>FTL</u> Model: <u>LED</u>	\$ <u>STD</u> \$ <u>10</u> \$ <u>STD</u> \$ <u>STD</u> \$ <u>STD</u> \$ <u>STD</u>
Electrical System SUB TOTAL COST:		\$ <u>45.00</u>	

Transwest Truck Trailer RV

CCD EXHIBIT A - SC-00003076 - Continued

Request for Proposal No. 0750A (2018)

Strategic Long-Term Cab and Chassis Procurement with Service and Parts Consideration

Configuration # 3

3.5 Cooling System or Approved Equal

	Description of Equipment	Offered Equipment	Cost
A.	Cooling system with coolant recovery tank capable of maintaining engine manufacturer's recommended operating temperatures at an elevation of 6,800' in 120° F low humidity ambient conditions shall be provided.	<input checked="" type="radio"/> Yes No	\$ <u>STD</u>
B.	Coolant protection shall be -34° F.	Protection Temperature: <u>-34</u>	\$ <u>STD</u>
C.	Fleetguard coolant filter WF2071.	Make: <u>N/A</u> Model: _____	\$ <u>N/A</u>
Cooling System SUB TOTAL COST:		\$ <u>- 0 -</u>	

3.6 Tires and Wheels or Approved Equal

	Description of Equipment	Offered Equipment	Cost
A.	Tires: 1. Tires 315/80R22.5, tubeless, 20-ply, load range L. 2. Front: Bridgestone M860A 3. Rear dual: Bridgestone 843, Snow/Aggressive Grip	Size: <u>315 80R 22.5 20</u> Make: _____ Model: _____ Make: <u>B/stone</u> Model: <u>M860A</u> Make: <u>B/stone</u> Model: <u>M843</u>	\$ _____ \$ <u>350</u> \$ <u>650</u>
B.	Wheels: 1. Disc, 10-hole, Hub piloted type, Single nut, Meets ISO Standard 4107. 2. White powder epoxy coated finish. 3. Front 22.5" x 9". 4. Rear 22.5" x 9"	Make: <u>Accuride</u> Model: <u>29039</u> <input checked="" type="radio"/> Yes No Size: <u>22.5</u> x <u>9</u> Size: <u>22.5</u> x <u>9</u>	\$ <u>89</u>
Tires and Wheels SUB TOTAL COST:		\$ <u>1,089.00</u>	

3.7 Interior or Approved Equal

	Description of Equipment	Offered Equipment	Cost
A.	Steering Controls Left Side: 1. All critical controls required to operate the vehicle shall be easy to reach and operate from left seat. 2. Tilt and telescoping steering wheel to accommodate operators with large variations in sizes.	Make: <u>FTZ</u> Model: <u>N</u> Tilt: <u>Wing Dash</u> <input checked="" type="radio"/> Yes No Telescoping: <input checked="" type="radio"/> Yes No	\$ <u>STD</u> \$ <u>STD</u> \$ <u>STD</u>

Transwest Truck Trailer RV

CCD EXHIBIT A - SC-00003076 - Continued

Request for Proposal No. 0750A (2018)

Strategic Long-Term Cab and Chassis Procurement with Service and Parts Consideration

Configuration # 3

B.	<p>Cab Interior Design:</p> <ol style="list-style-type: none"> The cab shall be configured to be ergonomic, comfortable and with ample room to minimize operator fatigue and discomfort. The City has operators of varying statures and adjustable seating and controls will increase safety and minimize on-the-job related physical problems and fatigue. The interior design and seat position shall provide for installation of snowplow joystick and controls in an ergonomic and functional design. 	<p><input checked="" type="radio"/> Yes No If "No" Explain:</p> <p><input checked="" type="radio"/> Yes No If "No" Explain:</p>	
C.	<p>Required Submittals with Bid:</p> <ol style="list-style-type: none"> Requested information must be submitted with bid for evaluation. Failure to submit the requested information may make bid non-responsive. Interior left side dimensions measured: <ol style="list-style-type: none"> Belly Room: seat back to steering wheel. Leg Room: seat front edge to brake pedal. Head Room: seat cushion to ceiling. Seat fore/aft travel: Seat height travel: Steering Wheel "Knuckle Clearance": distance to closest object Floor Height: measured ground to cab floor. Cab Step Heights: measured from ground. Steering Wheel Tilt and Telescoping: Location of the transmission shifter: 	<p>Provide Materials: _____</p> <p>Seat full forward: <u>7.5</u>" Seat full back: <u>21.5</u>" Seat full forward: <u>17.8</u>" Seat full back: <u>28.8</u>" Seat full lowered: <u>32</u>" Seat full raised: <u>39</u>" Travel: <u>9.75</u> Travel: <u>6.75</u> Knuckle Clearance: <u>3</u>"</p> <p>Height: <u>51.75</u> 1st Step: <u>21</u>" 2nd Step: <u>39</u>" Tilt: <u>20</u>° Telescoping distance: <u>3</u>"</p> <p><u>Dash mounted</u></p>	
D.	<p>Seats:</p> <ol style="list-style-type: none"> Driver's seats shall be air suspension, high back driver's seat, black cloth with 3 chamber air lumbar with black cloth insert with arm rests. Passengers seat high back non-suspension tool box seat with black cloth. 	<p>Make: <u>FTL</u> Model: <u>Premium</u></p> <p>Make: <u>FTL</u> Model: <u>Toolbox</u></p>	<p>\$ <u>80</u></p> <p>\$ <u>30</u></p>

Transwest Truck Trailer RV

CCD EXHIBIT A - SC-00003076 - Continued

Request for Proposal No. 0750A (2018)

Strategic Long-Term Cab and Chassis Procurement with Service and Parts Consideration

Configuration # 3

E.	<p>Up-fitter's Switch Panel:</p> <ol style="list-style-type: none"> The vehicle manufacturer shall provide for the snowplow and salt/sander body manufacture an up-fitter's switch panel for sundries equipment control switches. 4 switches Min. The panel location shall be in an ergonomic location and shall not require more than 30° head movement and be within easy reach of drivers of various sizes and physiques. The switch panel shall have permanently labeled and lighted rocker switches for all optional sundries equipment and lights etc. 	<p><input checked="" type="radio"/> Yes No Number of Switches: <u>4</u></p> <p><input checked="" type="radio"/> Yes No</p> <p><input checked="" type="radio"/> Yes No</p>	<p>\$ <u>48</u></p> <p>—</p>
F.	<p>Instrumentation:</p> <ol style="list-style-type: none"> Instrumentation shall include speedometer, engine hour meter, tachometer, voltmeter, coolant temperature, oil temperature, oil pressure, transmission oil temperature, fuel level, DEF level, front/rear differential temperature gauges and air pressure with low air-pressure alarms (light, audible). 	<p><input checked="" type="radio"/> Yes No</p> <p>No Explain: _____</p>	<p>\$ <u>STD</u></p>
G.	<p>Floor Covering:</p> <ol style="list-style-type: none"> Floor covering shall be heavy-duty black rubber/vinyl flooring. 	<p>Flooring Type: <u>Black mats w/Premium Noise + insulation</u></p>	<p>\$ <u>STD</u></p>
H.	<p>Air Conditioning:</p> <ol style="list-style-type: none"> Factory installed cab R134A air conditioning Cab shall be insulated to include floor, firewall, roof and walls. 	<p><input checked="" type="radio"/> Yes No <input checked="" type="radio"/> Yes No</p>	<p>\$ <u>STD</u> <u>STD</u></p>
I.	<p>Windshield Wipers:</p> <ol style="list-style-type: none"> Wipers 2-speed self-parking. Intermittent wiper mode. 	<p>Speeds: <u>2</u> Self Park: <input checked="" type="radio"/> Yes No</p> <p><input checked="" type="radio"/> Yes No</p>	<p>\$ <u>STD</u></p>
J.	<p>Radio:</p> <ol style="list-style-type: none"> Radio AM/FM Bluetooth stereo with speaker balance. Speakers two required. 	<p>Make: <u>FTL</u> Model: <u>World Tuner</u></p> <p><input checked="" type="radio"/> Yes No</p>	<p>\$ <u>180</u></p>
K.	<p>Fire extinguisher:</p> <ol style="list-style-type: none"> Extinguisher ABC, 5-lb. dry type rechargeable Installed in cab. Location labeled with 1" letters on outside of the cab. 	<p><input checked="" type="radio"/> Yes No <input checked="" type="radio"/> Yes No <input checked="" type="radio"/> Yes No</p>	<p>\$ <u>STD</u></p>

CCD EXHIBIT A - SC-00003076 - Continued

Request for Proposal No. 0750A (2018)

Strategic Long-Term Cab and Chassis Procurement with Service and Parts Consideration

Configuration # 3

L.	<p>Grab Handles:</p> <ol style="list-style-type: none"> One each on exterior of cab for operator and passenger assist and one interior for passenger. Grab handles shall provide adequate clearance to other objects to provide easy access and clearance to prevent pinch or other hazards. 	<p><input checked="" type="radio"/> Yes No</p> <p><input checked="" type="radio"/> Yes No</p>	<p>\$ <u>STD</u></p>
Interior SUB TOTAL COST:		\$ <u>338.00</u>	

3.8 Exterior or Approved Equal:

#	Description of Equipment	Offered Equipment	Cost
1.	<p>Paint:</p> <p>Polyurethane paint equal to DuPont Imron 6000, "Bright White", applied following manufacture's procedures to include:</p> <ol style="list-style-type: none"> Color top coat, 2 coats, applied to all non-stainless steel components following manufactures procedures. Removing all mill scale and slag. Variprime 615S self-etching primer or approved equal. Treating bare metal with manufacturer's conditioners and conversion coatings or approved equal. 	<p>Make: <u>Emron</u> Type: <u>6000</u></p> <p>Color: <u>White</u></p> <p><input checked="" type="radio"/> Yes No</p> <p><input checked="" type="radio"/> Yes No</p> <p><input checked="" type="radio"/> Yes No</p> <p><input checked="" type="radio"/> Yes No</p>	<p>\$ <u>STD</u></p>
2.	<p>Engine Hood:</p> <ol style="list-style-type: none"> Engine fully accessible and serviceable, Front hood and fenders shall easily tilt forward for access. Must have stationary grill. 	<p><input checked="" type="radio"/> Yes No</p> <p><input checked="" type="radio"/> Yes No</p> <p>Yes <input checked="" type="radio"/> No</p>	<p>\$ <u>STD</u></p>
3.	<p>Cab Design:</p> <ol style="list-style-type: none"> Cab steel or aluminum heavy-duty body, Construction Type Cab Air suspension The hood shall have a 12" minimum slope for improved driver visibility. Molded 1-piece fiberglass hood and fenders with painted hood and stationary mounted grill. Rubber fender extensions. Exterior sun visor full width. Right lower door window. Electric windows left and right sides. Power door Locks left and right. Door and ignition keyed the same. All units keyed alike 	<p>Cab Material: <u>Aluminum</u></p> <p><input checked="" type="radio"/> Yes No</p> <p>Hood Slope: <u>12"</u> inches</p> <p><input checked="" type="radio"/> Yes <input checked="" type="radio"/> No - stationary Grill</p> <p><input checked="" type="radio"/> Yes No</p> <p><input checked="" type="radio"/> Yes No</p> <p>Yes <input checked="" type="radio"/> No</p> <p><input checked="" type="radio"/> Yes No</p> <p><input checked="" type="radio"/> Yes No</p> <p><input checked="" type="radio"/> Yes No</p>	<p>\$ <u>STD</u></p> <p>\$ <u>STD</u></p> <p>\$ <u>STD</u></p> <p>\$ <u>N/A</u></p> <p>\$ <u>80</u></p> <p>\$ <u>154</u></p> <p>\$ <u>-</u></p> <p>\$ <u>STD</u></p>

Transwest Truck Trailer RV

CCD EXHIBIT A - SC-00003076 - Continued

Request for Proposal No. 0750A (2018)

Strategic Long-Term Cab and Chassis Procurement with Service and Parts Consideration

Configuration # 3

4.	Mirrors: 1. Rear view mirrors Moto Mirror Model 7-5400 "Flat Back Traditional" 7" x 16" motor head, remote, heated, stainless steel left and right mounted on the cab. 2. Convex 8" stainless steel mirrors mounted under primary mirrors. 3. Right hand down mirror shall also be provided. 4. Convex mirror on right front fender to show small objects along the right side of the truck.	Make: <u>FTL</u> Model: <u>Aero HTD S/Steel</u> Make: <u>FTL</u> Model: <u>Integral</u> Provide Mirror Width: <u>8"</u> <input checked="" type="radio"/> Yes No	\$ <u>50</u>
5.	Air Horns: 1. Dual Hadley 26" air horns with shields 2. Mounted on top left side of cab.	Make: <u>Hadley</u> Model: <u>26</u> Location: <u>LH Top of cab</u>	\$ <u>50</u>
6.	Undercoating: 1. A pliable and durable asphaltic base protective undercoat 2. Undercoating shall be applied to all exposed undercarriage parts and components, which are subject to corrosion.	Brand: <u>Krown KL73</u> Type: <u>Anti Corrosion</u> Yes No	\$ <u>225</u>
Exterior SUB TOTAL COST:			\$ <u>559.00</u>

Transwest Truck Trailer RV

CCD EXHIBIT A - SC-00003076 - Continued

Request for Proposal No. 0750A (2018)
Strategic Long-Term Cab and Chassis Procurement with Service and Parts Consideration
Configuration # 3

9.0 Complete Vehicle Cost for Configuration # 3

<p>Include:</p> <ul style="list-style-type: none">○ All of Sections 3.1 –<ul style="list-style-type: none">• 3.1: Basic Vehicle• 3.2: Engine• 3.3: Transmission and Drivetrain• 3.4: Electrical System• 3.5: Cooling System• 3.6: Tires and Wheels• 3.7: Interior• 3.8: Exterior <p>Do Not Include:</p> <ul style="list-style-type: none">○ Optional Equipment – Section 4.0○ Manual Cost (s) – Section 6.1○ Operator and Mechanics Training – Section 6.2○ Warranty Cost (s) – Section 7.4	<p style="text-align: center;">TOTAL COST FOR ALL ITEMS TO BE INCLUDED (LISTED IN THE LEFT COLUMN)</p> <p>Authorized Signature: </p>	<p style="text-align: center;">\$ <u>121,984</u></p>
---	---	--

CCD EXHIBIT A - SC-00003076 - Continued

4.0 Optional Equipment

Do not include Optional Equipment in the total price of the vehicle; however an equipment price must be provided. The City will determine if the equipment is to be purchased.

A..	1) 1.1 Engine Options: a) Detroit DD15 (Please list all Horsepower-Torque options available) i. Option 1 505/1650 ii. Option 2 475/1650 iii. Option 3 iv. Option 4 b) Detroit DD16 (Please list all Horsepower-Torque options available) i. Option 1 500/1850 ii. Option 2 530/1850 iii. Option 3 560/1850 iv. Option 4 600/1850 v. Option 5 560/2050 vi. Option 6 600/2050 400/1450	Make: <u>Detroit</u> Model: <u>DD15</u> Make: <u>Detroit</u> Model: <u>DD15</u> Make: <u>Detroit</u> Model: <u>DD16</u> N/A with Allison " " Cummins ISX12 N CNG CA116DC Model CNG Tank Options ATTACHED	\$ _____ \$ (260) \$ (350) \$ _____ \$ 250 \$ 500 \$ 950 \$ 1500 \$ 3896 \$ 6500 25,500 2,500
Methane Detection System CNG		2,500	

Transwest Truck Trailer RV

CCD EXHIBIT A - SC-00003076 - Continued

<p>c) Cummins X15 (Please list all Horsepower-Torque options available)</p> <p>vii. Option 1 <u>485/1650</u></p> <p>viii. Option 2 <u>505/1650</u></p> <p>ix. Option 3 <u>525/1850</u></p> <p>x. Option 4 <u>565/2050</u></p> <p>xi. Option 5 <u>605/1850</u></p> <p>xii. Option 6 <u>605/2050</u></p>	<p>Make: <u>Cummins</u> Model: <u>X15</u></p> <p><u>N/A with Allison</u></p> <p><u>N/A with Allison</u></p> <p><u>N/A with Allison</u></p>	<p>\$ <u>1000</u></p> <p>\$ <u>2000</u></p> <p>\$ <u>3500</u></p> <p>\$ <u>5320</u></p> <p>\$ <u>5500</u></p> <p>\$ <u>7700</u></p>
<p>1.2 Suspension Options: Price all Axle Options with 315/85R22.5 Tires</p>		
<p>a) Front Axle (List all Axle options available)</p> <p>i. Option 1</p> <p>ii. Option 2</p> <p>iii. Option 3</p> <p>iv. Option 4</p> <p>v. Option 5</p> <p>vi. Option 6</p> <p>b) Rear Tandem Axle with Beam type suspension (List all Axle options available)</p> <p>i. Option 1</p> <p>ii. Option 2</p> <p>iii. Option 3</p> <p>iv. Option 4</p> <p>v. Option 5</p>	<p>Make: <u>Detroit</u> Model: <u>DAF</u></p> <p>Capacity: <u>13,300</u> - lbs</p> <p>Capacity: <u>14,700</u> - lbs</p> <p>Capacity: <u>16,000</u> - lbs</p> <p>Capacity: <u>18,000</u> - lbs</p> <p>Capacity: <u>20,000</u> - lbs</p> <p>Capacity: <u>23,000</u> - lbs</p> <p><u>DISC N/A</u></p> <p>Make: <u>Meritor</u> Model: <u>MT/RT</u></p> <p>Capacity: <u>40,000</u> - lbs</p> <p>Capacity: <u>52,000</u> - lbs</p> <p>Capacity: _____ - lbs</p> <p>Capacity: _____ - lbs</p> <p>Capacity: _____ - lbs</p> <p>Capacity: _____ - lbs</p>	<p>\$ <u>250</u></p> <p>\$ <u>675</u></p> <p>\$ <u>1790</u></p> <p>\$ <u>2229</u></p> <p>\$ <u>3426</u></p> <p>\$ <u>5781</u></p> <p>\$ <u>(800)</u></p> <p>\$ <u>6850</u></p> <p>\$ _____</p> <p>\$ _____</p> <p>\$ _____</p> <p>\$ _____</p>

CCD EXHIBIT A - SC-00003076 - Continued

Request for Proposal No. 0750A (2018)

Strategic Long-Term Cab and Chassis Procurement with Service and Parts Consideration

Configuration # 3

<p>c) Rear Tandem Axle with Air Suspension (List all Axle options available)</p> <p>i. Option 1 <u>Airliner</u></p> <p>ii. Option 2 <u>Airliner XD</u></p> <p>iii. Option 3 <u>Airliner</u></p> <p>iv. Option 4 <u>Primax</u></p> <p>v. Option 5 <u>"</u></p> <p>d) Pusher Axle with Air Suspension (List all Axle options available)</p> <p>i. Option 1</p> <p>ii. Option 2</p> <p>iii. Option 3</p> <p>iv. Option 4</p> <p>v. Option 5</p> <p>h) Rear Tag Axle with Air Suspension (List all Axle options available)</p> <p>i. Option 1</p> <p>ii. Option 2</p> <p>iii. Option 3</p> <p>iv. Option 4</p> <p>v. Option 5</p>	<p>Make: <u>FTL</u> Model: <u>Airliner</u></p> <p>Capacity: <u>40,000</u> - lbs</p> <p>Capacity: <u>46,000</u> - lbs</p> <p>Capacity: <u>46,000</u> - lbs</p> <p>Capacity: <u>46,000</u> - lbs</p> <p>Capacity: <u>52,000</u> - lbs <u>N/A with Disc</u></p> <p>Make: _____ Model: _____</p> <p>Capacity: <u>10,000</u> - lbs</p> <p>Capacity: <u>13,200</u> - lbs</p> <p>Capacity: <u>20,000</u> - lbs</p> <p>Capacity: <u>22,000</u> - lbs</p> <p>Capacity: <u>(2) 13,200</u> - lbs</p> <p>Make: _____ Model: _____</p> <p>Capacity: <u>13,200</u> - lbs</p> <p>Capacity: <u>20,000</u> - lbs</p> <p>Capacity: <u>22,000</u> - lbs</p> <p>Capacity: _____ - lbs</p> <p>Capacity: _____ - lbs</p>	<p>\$ <u>(1600)</u></p> <p>\$ <u>(1500)</u></p> <p>\$ <u>(1400)</u></p> <p>\$ <u>1450</u></p> <p>\$ <u>2,900</u></p> <p>\$ _____</p> <p>\$ _____</p> <p>\$ _____</p> <p>\$ _____</p> <p>\$ _____</p> <p>\$ _____</p> <p>\$ _____</p> <p>\$ _____</p> <p>\$ _____</p>
<p>1.3 Transmission Options:</p> <p>i. Allison 4000 RDS Automatic Transmission</p> <p>ii. Eaton Fuller 18 speed Ultra Shift</p> <p>iv.</p>	<p><u>Eaton</u> <u>F0202318mxf</u></p> <p>Make: <u>Allison</u> Model: <u>4000RDS</u></p> <p>Make: <u>Eaton</u> Model: <u>F017E318B</u></p>	<p><u>(2400)</u></p> <p>\$ <u>(550)</u></p> <p>\$ <u>(3500)</u></p>
<p>1.4 Power Take Off Option <u>ISX/12N only</u></p> <p>i. Option 1</p> <p>ii. Option 2</p> <p>iii.</p>	<p>Make: <u>Allison</u> Model: <u>4700RDS</u></p> <p>Make: <u>Cummins</u> Model: <u>REPTO</u></p> <p>GPH: _____ PSI at Idle: _____</p> <p>GPH: _____ PSI at Idle: _____</p>	<p><u>4200</u></p> <p>\$ <u>3,900</u></p> <p>\$ _____</p>
<p>1.5 Trailer Brake Connections Options</p> <p>i. Air brake connections mounted on steel mounting plate. Swing-away glad hands with steel covers.</p> <p>ii. Electrical Trailer connector: (type "A") for electrical SAE J560 7-way primary trailer cable receptacle brake connections for both ABS and non-ABS trailers. The receptacle shall be mounted on top left side on steel mounting plate.</p>	<p>Make <u>Holland</u> Model: <u>FW35</u></p> <p>Make <u>FTL</u> Model: <u>SlideBAR</u></p> <p><u>Airslide 5th wheel</u></p>	<p>\$ <u>Incl</u></p> <p>\$ <u>Incl</u></p>

CCD EXHIBIT A - SC-00003076 - Continued

Request for Proposal No. 0750A (2018)

Strategic Long-Term Cab and Chassis Procurement with Service and Parts Consideration

Configuration # 3

<p>1.6 Frame Length Options: Cab to Trunnion (Tandem axle) a. 96" b. Price Per Additional Inch Up to 240" iv. After Frame a. 57" b. Price Per Additional Inch Up to 65"</p>	<p>yes yes</p>	<p>\$ N/C \$ N/C</p>
<p>1.7 Fuel Tank Options: i. Delete Standard Tank ii. Left Hand Tank a. 50 Gallon b. 60 Gallon c. 70 Gallon d. 90 Gallon e. 100 Gallon <i>included</i> f. 110 Gallon g. 120 Gallon iii. Right Hand Tank <i>Additional</i> a. 50 Gallon b. 60 Gallon c. 70 Gallon d. 80 Gallon e. 90 Gallon f. 100 Gallon g. 110 Gallon h. 120 Gallon</p>	<p>Location <i>LH under or BOC</i> Capacity <i>60</i> Dimensions <i>25" or 23"</i> Capacity <i>↓</i> Dimensions <i>↓</i> Capacity <i>↓</i> Dimensions <i>↓</i> Capacity <i>↓</i> Dimensions <i>↓</i> Capacity <i>↓</i> Dimensions <i>↓</i> Capacity <i>150</i> Dimensions <i>↓</i> Location <i>RH AFT of Exhaust</i> Capacity <i>60</i> Dimensions <i>25" or 23"</i> Capacity <i>↓</i> Dimensions <i>↓</i> Capacity <i>↓</i> Dimensions <i>↓</i> Capacity <i>↓</i> Dimensions <i>↓</i> Capacity <i>↓</i> Dimensions <i>↓</i> Capacity <i>↓</i> Dimensions <i>↓</i> Capacity <i>150</i> Dimensions <i>↓</i></p>	<p>\$ <i>(100)</i> \$ <i>(75)</i> \$ <i>(50)</i> \$ <i>(25)</i> \$ <i>25</i> \$ <i>50</i> \$ <i>75</i> \$ <i>575</i> \$ <i>600</i> \$ <i>685</i> \$ <i>650</i> \$ <i>675</i> \$ <i>700</i> \$ <i>785</i> \$ <i>800</i></p>
<p>1.8 DEF Tank Options: i. Left Hand Tank a. Option 1 b. Option 2 c. Option 3 d. Option 4</p>	<p>Location <i>LH AFT of Fuel Tank</i> Capacity <i>6</i> Dimensions <i>6.06</i> Capacity <i>23</i> Dimensions <i>16.16</i> Capacity _____ Dimensions _____ Capacity _____ Dimensions _____</p>	<p>\$ <i>(50)</i> \$ <i>185</i> \$ _____ \$ _____</p>
<p>1.9 Webasto Heater Options: i. Webasto Air Top 2000 ST / with Rehostat ii. Webasto Thermo Top C iii. Webasto DBW 2010 4) <i>Espar Hydronic SE</i></p>	<p><i>Fuel Tank / Hydraulic Tank</i> <i>120 70 Fuel / 50 Hyd.</i> Make: _____ Model: _____ Make: _____ Model: _____ Make: _____ Model: _____</p>	<p>\$ <i>975</i> \$ <i>N/A</i> \$ <i>N/A</i> \$ <i>N/A</i> \$ <i>1,900</i></p>

CCD EXHIBIT A - SC-00003076 - Continued

Request for Proposal No. 0750A (2018)

Strategic Long-Term Cab and Chassis Procurement with Service and Parts Consideration

Configuration # 3

1.10	Alternator Options: <u>Brushless</u>	Make: <u>Delco Remy</u> Model: <u>185 AMP</u> Make: <u>↓</u> Model: <u>215 "</u> Make: <u>↓</u> Model: <u>240 "</u> Make: <u>↓</u> Model: <u>275 "</u>	\$ <u>35</u> \$ <u>190</u> \$ <u>200</u> \$ <u>325</u>
1.11	5 th Wheel Options:		
iii.	5 th Wheel rated at 55,000lb Vertical 150,000 Pull Capacity/ with 24" Air Slide	Make: <u>Holland</u> Model: <u>FW35</u> <u>yes</u>	\$ <u>Included</u>
iv.	5 th Wheel rated at 100,000lb Vertical 200,000 Pull Capacity/ with 24" Air Slide	Make: <u>Holland</u> Model: <u>FW0100</u> <u>Fixed 5th wheel N/A w/ slide</u>	\$ <u>2,550</u>
	d. Additional Rail for Slide by the Foot	Make: <u>B/Stone</u> Model: <u>m860A</u> Make: <u>B/Stone</u> Model: <u>m843</u>	\$ <u>450</u> \$ <u>2150</u>
1.12	Tire Options:		
i.	425/65R22.5 Steer Tire e. Steer Axle f. Tag/Pusher Axle	Make: <u>Michelin</u> Model: <u>V2A2</u>	\$ <u>1150</u>
ii.	295/60R22.5 Trailer Tire c. Tag/Pusher Axle	Make: <u>FTL</u> Model: <u>Premium</u>	\$ <u>375</u>
1.13	Seat: i. Passenger's seat air suspension. High back seat, black cloth with 3 chamber air lumbar with black cloth insert with arm rest		

Transwest Truck Trailer RV

CCD EXHIBIT A - SC-00003076 - Continued

Request for Proposal No. 0750A (2018)

Strategic Long-Term Cab and Chassis Procurement with Service and Parts Consideration

Configuration # 3

D.	<p>Zonar Options: a. Zonar V3 with 2020 tablet and RFID inspection pucks <i>2020 Tablet being Replaced with Connect Next Gen</i></p>	<p><i>Yes</i> <i>includes 5 yr Virtual Technician</i></p>	<p><i>\$ 1,500</i></p>
E.	<p>Spare Tire and Wheel: 1. Spare Tire & Wheel Steer Axle 2. Spare Tire & Wheel Drive Axle 3. Wheel: Size 22.5" x 9", disc, 10-hole, hub piloted type, single nut, meeting ISO Standard 4107. "White" powder epoxy coated finish.</p>	<p>Make: <u>B/Stone</u> Model: <u>m860A</u> Make: <u>B/Stone</u> Model: <u>m843</u> Make: <u>Accuride</u> Model: <u>29039</u></p>	<p><i>\$ 1125</i> <i>\$ 1200</i> <i>\$ 330</i></p>
F.	<p>Inspection Trip: 1. The City and County of Denver reserves the right to inspect at the cab and chassis and body fabricating plant during the construction of the first (1st) article prior to paint and delivery. 2. When the fabricating plant is located further than 200 road-miles from the City and County of Denver, the bidder shall include in the bid price all travel expenses to the fabrication plant for the inspection. 3. The City may select to send 4 representatives to inspect the 1st article. The provided costs shall be based on one (1) person per day and the City will determine how many representatives the inspection will require and how many days the inspection will require. 4. Inspection Trip Costs to include: b. Air fare per person: c. Surface transportation costs: d. Lodging per person per day: e. Meals per person per day: 5. Total cost per person for 1st article inspection trip:</p>	<p>Provide information: Distance to fabrication plant: <u>1600</u> miles Plant Location: <u>MT Holly, N:Carolina</u> Air Fare: \$ <u>700</u>, Airline: <u>A/A</u> Surface Transportation: \$ _____, Mode: _____ Lodging / day: \$ <u>100</u> Hotel: <u>Many choices</u> Meals / day: \$ <u>75</u></p>	<p><i>\$ 700</i> <i>\$ N/A</i> <i>\$ 100</i> <i>\$ 75</i> <i>\$ 875</i></p>

Transwest Truck Trailer RV



CCD EXHIBIT A - SC-00003076 - Continued

CHASSIS OPTIONS Configuration # 3

Set Forward Front Axle	\$ 450.00
TRW THP-60 WITH RCH45 AUXILIARY GEAR With 16,000 & 18,000 # Steer Axles	1,190.00
EATON FULLER FO-22E318B-MXP ULTRASHIFT PLUS	(2,000.00)
Driver Controlled Locking Differentials (per axle)	667.00
ENHANCED STABILITY ADVISOR AND CONTROL	1,546.00
NEWAY AD 252 52,000 REAR AIR SUSPENSION	4,250.00
RZ-69-166 R-SERIES DUAL PUMP 78-80 INCH WIDE TRACK TRIDEM REAR AXLE, RP-23-164/RT-46-164P CONFIGURATION WITH AIRLINER 69,000 TRI AXLE REAR AIR SUSPENSION	20,750.00
1/4 INCH (6.35MM) C-CHANNEL INNER FRAME REINFORCEMENT If Required for frame stress Lowboy Tractor 251" WB	2,450.00
Holland FW2570 EXTRA CAPACITY 53.6 AIR SLIDE	1,750.00
Dual Cab Mounted Exhaust	950.00
34 INCH MID-ROOF SLEEPER CAB	7,500.00
48 INCH MID-ROOF SLEEPER CAB	8,000.00
80,000 VERTICAL / 200,000 DRAW BAR SLIDE PLATE	
HOLLAND FW70R/S 24 INCH SEV DUTY ILS AIR SLIDE	2,281.00
HOLLAND FW70R/S 48 INCH SEV DUTY ILS AIR SLIDE	3,800.00
KLAM DRIVELNE RETARDER CFK500 UP TO 200,000 GCW 3 RD PARTY OPTION SUBJECT TO (BLS.gov) PPI	18,950.00



CCD EXHIBIT A - SC-00003076 - Continued
CHASSIS OPTIONS Configuration # 3

PUSHER / TAG AXLES

With Single 315 or 425 Tires and Steel Wheels

**035-1A1 HENDRICKSON SC20 COMPOSILITE 20,000# AIR LIFT
STEERABLE PUSHER SUSPENSION \$ 9,500.00**

**WATSON/CHALIN SL-2200 22,000# AIR LIFT STEERABLE PUSHER
SUSPENSION 15,500.00**

**HENDRICKSON SC13 COMPOSILITE 13,200# AIR LIFT STEERABLE
PUSHER SUSPENSION WITH LOCK STRAIGHT 7,500.00**

**WATSON/CHALIN SL-2065 TRU-TRACK 20,000# AIR LIFT
STEERABLE TAG SUSPENSION 9,400.00**

**HENDRICKSON HLM-2 22,000# NON-STEER TAG
SUSPENSION, N-SERIES TAG AXLE 7,200.00**

**035-1A9 HENDRICKSON SC13 COMPOSILITE 13,200# AIR LIFT
STEERABLE TAG SUSPENSION 7,100.00**

CCD EXHIBIT A - SC-00003076 - Continued



Configuration's 1,2,3

BTC and SM Options from Agility

Description	Empty Weight #'s	Chassis Requirements	Pricing FOB-Salisbury, NC
30 DGE SM W/ FMM	540	75" Clear frame rail on either side	\$ 17,750.00
40 DGE SM W/ FMM	630	95" Clear frame rail on either side	18,500.00
45 DGE SM W/ FMM	727	105" Clear frame rail on either side	19,750.00
60 DGE SM W/ FMM	768	135" Clear frame rail on either side	25,775.00
60 DGE (DUAL 30) SM	1035	75" Clear frame rail on either side	30,775.00
80 DGE (DUAL 40) SM	1210	95" Clear frame rail on either side	32,250.00
90 DGE (DUAL 45) SM	1404	105" Clear frame rail on either side	34,500.00
120 DGE (DUAL 60) SM	1486	135" Clear frame rail on either side	47,350.00
60 DGE BTC	1550	25.5" Clear behind the cab	28,500.00
75 DGE BTC (5 TANK)	1650	25.5" Clear behind the cab	32,000.00
80 DGE BTC (3 TANK)	1600	28.5" Clear behind the cab	32,775.00
105 DGE BTC	2100	28.5" Clear behind the cab	40,750.00
120 DGE BTC	1750	35.5" Clear behind the cab	41,000.00
131 DGE BTC	1740	35.5" Clear behind the cab	43,750.00
160 DGE BTC	2150	35.5" Clear behind the cab	51,000.00
175 DGE BTC	2135	35.5" Clear behind the cab	55,000.00

Cummins Interbrake Compression Brake for ISX12N

\$ 2,250.00

CNG Tank option Pricing subject to (BLS.gov) PPI

CCD EXHIBIT A - SC-00003076 - Continued

Request for Proposal No. 0750A (2018)

Strategic Long-Term Cab and Chassis Procurement with Service and Parts Consideration

Configuration # 3

4.1 Dealer Provided Optional Equipment (where applicable)

4.2 Electrical Systems:

- A. All non-factory wire connections (splices, connectors, etc.) shall be soldered and shrink tube insulated with adhesive/meltable sealant, thick wall polyolefin shrink tubing (3M EPS-300 or equal). No non-factory crimp connections allowed. No cutting or splicing into the factory wiring harnesses allowed.
- B. All accessories (strobe lights, operator controls, light bar, etc.) shall be wired through a 12-vDC constant-duty solenoid and controlled by bus bar mounted and permanently labeled auto-resetting circuit breakers. The solenoid shall be wired to the key switch.
- C. All dealer/vendor installed items, which require connecting into the vehicle's electrical system shall be done using an OEM factory modified wiring kit whenever possible.
- D. All non-factory wiring shall be encased in a totally sealed wiring harness (no plastic split loom) to prevent corrosion from magnesium chloride. The wiring harness shall be well secured to the truck with neoprene aircraft stainless steel tubing clamps. Rubber grommets shall be used at all areas where the wiring passes through areas that could damage the wiring. Unprotected wiring in any application is unacceptable.
- E. Electrical cables and wiring harnesses shall be neatly run and clamped with neoprene aircraft stainless steel tubing clamps. Clamp spacing shall not exceed 18-inches.
- F. Dielectric grease shall be applied to all electrical plug terminals and connections to reduce corrosion.

4.3 Fasteners:

- A. Grade 5 (SAE or USS) or 8.8 (metric) minimum, bolts, nuts, washers minimum. Vendor shall use Grade 8 or 10.9 for all critical areas or where good engineering practice suggests.
- B. All fasteners shall be zinc plated to prevent corrosion.
- C. Anti-Seize: all fasteners shall have Fel Pro C5A Anti-Seize compound applied before assembly to prevent corrosion, rusting, galling and aid in equipment servicing and repair.
- D. All fasteners shall be of appropriate length, diameter and strength (grade) for the application,
- E. Bolts and screws shall extend a minimum of 1-1/2 threads beyond the nut and maximum of 6 threads past the nut.
- F. Flat washers shall be used under bolt heads and nuts.
- G. Lock nuts (nylon insert, metal, slotted, castle nuts) shall be used lock-washers are not acceptable.

4.4 Hydraulic Systems:

- A. All hydraulic circuits shall be pressure relief protected.
- B. Hydraulic hoses shall be Parker 451ST SAE 100R17 (tight bend radius) 2-wire braid hose meeting SAE-100R16 specifications where the hose meets operational criteria or approved equal.
- C. Hydraulic hoses shall have swivel fittings on both ends. Hose ends shall be located to facilitate easy component replacement.
- D. High-pressure hydraulic hose shall not be used for suction lines.
- E. Close/tight radius 90° elbow fittings shall not be used if short, medium or long drop steel stem 90° elbow fittings can be used. Over use of 90° elbows shall not be permitted.

CCD EXHIBIT A - SC-00003076 - Continued

Request for Proposal No. 0750A (2018)

Strategic Long-Term Cab and Chassis Procurement with Service and Parts Consideration
Configuration # 3

- F. Hydraulic hoses and rigid lines shall be run parallel where possible; routing shall look neat and well planned.
- G. Rubber cushioned metal hydraulic clamps shall be used on all hydraulic ridged lines and hoses at proper intervals for supporting the line/hose 36" maximum distance. Clamps shall be securely mounted to the equipment.
- H. Hydraulic hoses and lines shall not be routed near exhaust, close to rotating components or over, around or through sharp edges. . Rubber grommets shall be used at all areas where the hydraulic lines through areas that could damage the lines.
- I. Galvanized fittings and thread tape shall not be used.
- J. Hydraulic hoses shall be covered with protective spiral nylon anti-chaffing wrap or sock type protective sleeves at all areas where chafing/rubbing could cause premature wear/failure.
- K. Hydraulic oil tanks shall magnetic drain plug, oil level and temperature gauge.
- L. Hydraulic hoses over 4' long shall be labeled on both ends for easy identification.
- M. Shut off valves ¼-turn on each side of filter.

4.5 All fabricated parts, brackets etc. shall have all sharp corners, edges etc. radiused or rounded for safety.

4.6 Welds:

- A. All welds shall meet AWS (American Welding Society) standards for the type weld, material joined and welding method.
- B. Weld joints shall have proper design and fit for the application.
- C. Welds joints shall have proper penetration and be smooth in appearance with no undercuts or overlaps at edge of weld.
- D. Weld joints shall be properly prepared with cut ends ground to remove all slag, create a smooth surface and beveled end.
- E. Welds shall be full length to prevent "rust bleed" from non-welded seams

6.1 Manuals/Equipment

Item	Description of Equipment	Offered Equipment	Cost						
Training DVD	DVD or CD demonstrating and explaining the safe and proper use of the vehicle/equipment. 1. Cab and chassis.	Yes <input type="radio"/> No <input checked="" type="radio"/>	\$ _____						
Operators Manual Paper / or Web Based	One book per vehicle/equipment with "safe equipment operation" section for each component. 1. Cab and Chassis. 2. Ongoing Web Subscription by the Year	<table border="0"> <tr> <td>Paper</td> <td>Web Based</td> </tr> <tr> <td>Yes <input checked="" type="radio"/></td> <td>No <input checked="" type="radio"/></td> </tr> <tr> <td>Yes <input checked="" type="radio"/></td> <td>No <input type="radio"/></td> </tr> </table>	Paper	Web Based	Yes <input checked="" type="radio"/>	No <input checked="" type="radio"/>	Yes <input checked="" type="radio"/>	No <input type="radio"/>	\$ _____ \$ _____
Paper	Web Based								
Yes <input checked="" type="radio"/>	No <input checked="" type="radio"/>								
Yes <input checked="" type="radio"/>	No <input type="radio"/>								
Service/ Maintenance Manual Paper / or Web Based	Four complete sets per Contract (not per vehicle); binder required, 1. Manuals shall be provided for:	<table border="0"> <tr> <td>Paper</td> <td>Web Based</td> </tr> <tr> <td><input checked="" type="radio"/></td> <td><input checked="" type="radio"/></td> </tr> </table>	Paper	Web Based	<input checked="" type="radio"/>	<input checked="" type="radio"/>			
Paper	Web Based								
<input checked="" type="radio"/>	<input checked="" type="radio"/>								

Pricing ATTACHED

Transwest Truck Trailer RV

Reference Nos.:

Vendor/Sub Vendor: _____

CCD EXHIBIT A - SC-00003076 - Continued

Request for Proposal No. 0750A (2018)
Strategic Long-Term Cab and Chassis Procurement with Service and Parts Consideration
Configuration # 3

	<p>A. Cab and Chassis</p> <p>2. Manuals shall include complete and detailed information for maintenance of the equipment, including general information, specifications, troubleshooting guide, lubrication and required adjustments.</p> <p>3. Ongoing Web Subscription by the Year</p>	<p><input checked="" type="radio"/> Yes No</p> <p><input checked="" type="radio"/> Yes No</p>	<p>\$ _____</p> <p>\$ _____</p>
<p>Service/ Maintenance Manual on CD rom or DVD or Web Based</p>	<p>Four complete set; per Contract (not per vehicle)</p> <p>1. Manuals shall be provided for:</p> <p>B. Cab and Chassis</p> <p>2. Manuals shall include complete and detailed information for maintenance of the equipment, including general information, specifications, troubleshooting guide, lubrication and required adjustments.</p> <p>3. New CD roms or DVDs shall be provided when information is updated, superseded or changed.</p> <p>4. Ongoing Web Subscription by the Year</p>	<p><input checked="" type="radio"/> Disk <input checked="" type="radio"/> Web Based</p> <p><input checked="" type="radio"/> Yes No</p> <p>Yes <input checked="" type="radio"/> No</p> <p><input checked="" type="radio"/> Yes No</p>	<p>\$ _____</p> <p>\$ _____</p>
<p>Service/ Maintenance Manual on Internet Access, or Other Electronic Media</p>	<p>One complete set; per Contract (not per vehicle)</p> <p>1. Vendor shall provide access to the site for the length of time that the City owns the vehicle/equipment at a one time up front cost to the City.</p> <p>2. Internet information shall include complete and detailed information for maintenance of the equipment, including general information, specifications, troubleshooting guide, lubrication and required adjustments.</p>	<p><input checked="" type="radio"/> Yes No</p> <p><input checked="" type="radio"/> Yes No</p> <p>If other Specify: _____</p> <p>_____</p> <p>_____</p>	<p>\$ _____</p> <p>\$ _____</p>

CCD EXHIBIT A - SC-00003076 - Continued

Request for Proposal No. 0750A (2018)

Strategic Long-Term Cab and Chassis Procurement with Service and Parts Consideration

Configuration # 3

	<p>3. The hydraulic and electrical sections of the manuals shall be provided in a separate electrical/hydraulic binder. Both the hydraulic and electrical circuits shall have separate color coded schematics for each equipment function to show the flow of both electrical current and hydraulic oil.</p> <p>4. Ongoing Web Subscription by the Year</p>	<p><input checked="" type="radio"/> Yes <input type="radio"/> No - Hydraulics</p>	
Parts Manual Paper or Web Based	<p>Two complete sets, per Contract (not per vehicle) binders required,</p> <p>1. Manuals shall be provided for:</p> <p style="margin-left: 20px;">A. Cab and Chassis</p> <p style="margin-left: 20px;">B. Equipment and Body</p> <p>2. Illustrated parts book shall be furnished containing data so that part numbers can be readily found for each system.</p> <p>3. Ongoing Web Subscription by the Year</p>	<p><input checked="" type="radio"/> Paper <input checked="" type="radio"/> Web Based</p> <p><input checked="" type="radio"/> Yes <input type="radio"/> No</p> <p><input checked="" type="radio"/> Yes <input type="radio"/> No</p> <p><input checked="" type="radio"/> Yes <input type="radio"/> No</p>	<p>\$ _____</p> <p>\$ _____</p>
Parts Manual on CD rom or DVD or Web Based	<p>One complete set, per Contract (not per vehicle) illustrated parts book shall be furnished containing data so that part numbers can be readily found for each system.</p> <p>1. Information shall be provided for:</p> <p style="margin-left: 20px;">A. Cab and chassis</p> <p>2. Parts manuals shall include complete and detailed information for replacement parts for the equipment, including general information, specifications ordering guide lines and superseded parts information.</p> <p>3. New CD roms or DVDs shall be provided when information is updated, superseded or changed.</p> <p>4. Ongoing Web Subscription by the Year</p>	<p><input checked="" type="radio"/> Disk <input checked="" type="radio"/> Web Based</p> <p><input checked="" type="radio"/> Yes <input type="radio"/> No</p> <p>Yes <input type="radio"/> No</p> <p><input checked="" type="radio"/> Yes <input type="radio"/> No</p>	<p>\$ _____</p> <p>\$ _____</p>
Parts Manual on Internet Access, or Other Electronic Media	<p>One complete subscription; per Contract (not per vehicle)</p> <p>1. Internet information shall allow the City 24 hour 7 days/week including holidays access from its main maintenance facility and all its satellite maintenance facilities.</p> <p>2. Internet information shall include complete and detailed information for parts for the:</p>	<p>Access Information: 7 days/week including holidays <input checked="" type="radio"/> Yes <input type="radio"/> No</p>	

CCD EXHIBIT A - SC-00003076 - Continued

Request for Proposal No. 0750A (2018)

Strategic Long-Term Cab and Chassis Procurement with Service and Parts Consideration

Configuration # 3

	<p>A. Cab and Chassis B. Equipment and Body</p> <p>3. Internet information shall cover vehicle/equipment, shall include general parts information, parts specifications, ordering guide lines and superseded parts information.</p> <p>4. Vendor shall provide access to the site for the length of time that the City owns the vehicle/equipment at a one time up front cost to the City.</p> <p>5. Parts manuals shall include complete and detailed information for replacement parts for the equipment, including general information, specifications ordering guide lines and superseded parts information.</p> <p>6. Ongoing Web Subscription by the Year</p>	<p><input checked="" type="radio"/> Yes <input type="radio"/> No <input checked="" type="radio"/> Yes <input type="radio"/> No <input checked="" type="radio"/> Yes <input type="radio"/> No</p> <p><input checked="" type="radio"/> Yes <input type="radio"/> No If other Specify: _____</p> <p><input checked="" type="radio"/> Yes <input type="radio"/> No</p>	<p>\$ _____</p> <p>\$ _____</p>
<p>New Equipment Check-in Form:</p>	<p>The successful vendor shall complete the City's "New Equipment Check-in Form" completely and accurately with all requested information.</p>		

6.2 Operator and Mechanics Training

Item	Description of Equipment	Offered Equipment	Cost
<p>On Site Equipment Manufacturers Training</p>	<p>On site the vendor shall insure that the equipment manufacturers training representative, after delivery of the equipment Contacts Fleet Maintenances training manager to coordinate equipment training.</p>	<p><u>ON SITE Walk Around</u> <u>Cab & Chassis</u></p>	<p>\$ <u>NTC</u></p>
<p>Fleet Maintenance Training Manager</p>	<p>Mr. Felix Espinosa, Telephone: 720.865.3912 Contact time: 8:00 am to 3:00 pm M-F</p>	<p>_____</p> <p>_____</p>	<p>_____</p>
<p>Training Requirements</p>	<p>Training shall consist of factory training materials, classroom and actual field training on the equipment for the equipment operators and supervisors.</p>	<p><u>Available</u> <u>Details Enclosed</u></p>	<p>\$ _____</p>

Transwest Truck Trailer RV

CCD EXHIBIT A - SC-00003076 - Continued

Request for Proposal No. 0750A (2018)

Strategic Long-Term Cab and Chassis Procurement with Service and Parts Consideration

Configuration # 3

On Site Mechanics Training	On site mechanics training shall be 2 classes, approximately 8 hours, 2 shifts total provided at City facilities. The training shall cover maintenance and service procedures, trouble shooting and use of manuals.	<u>Available</u>	\$ <u>2,750</u>
		<u>Hourly Door Rate - Service</u>	
		<u>current 155.00 / Hour</u>	

7.0 Warranty

7.1 General Warranty Provisions

WARRANTY (Table 1) Class 7 & 8 Vehicles		Complies (Y or N/A)
A.	Express warranty is to be a minimum of 12 months on the vehicle/equipment. The standard factory warranty plan shall be provided as an attachment to your bid proposal	Y
B.	The Warranty is to include at no cost to the City of Denver, all parts and labor, and no charge for work performed at the vendors facility	Y
C.	Warranty shall start when the City places the vehicle into service NOT on the delivery date. Taking an exception may make bid non compliant.	Y
D.	Warranty plans shall consist of the total unit and be broken out to a separate plan for each warranty item if applicable, such as engine warranty plan, transmission warranty plan, electrical, etc.	Y
E.	Options listed shall be bid and provided as factory installed under the terms of the full factory-backed warranty. This includes, but is not limited to: air conditioning, radios, cruise control, bumpers, towing packages etc. Dealer-installed options will not be permitted unless pre-approved by the City in writing and, where applicable, indicated on bid sheet as a "dealer installed" non-factory item.	Y
F.	Bidder will be responsible for warranty repair of all installed options/auxiliary equipment included in the bid that has a standard warranty that is less than the standard warranty for the base vehicle/equipment	Y
G.	Bidder shall use a single, local factory authorized dealership that will accomplish or coordinate required warranty work. The dealership must have a minimum of 1-year experience as a factory authorized vendor for like equipment being bid. Warranty parts shall be available and supplied within 24 hours	Y
H.	If applicable, bidder shall provide a plan for the City to be reimbursed if the work can be done by the City on site. The current shop rate is \$65.00/hour, not to exceed \$85.00/hour. (Enter a response of N/A if not available)	TBD
I.	The bidder shall respond to request for warranty assistance within twenty-four (24) hours.	Y

Transwest Truck Trailer RV

Reference Nos.:

27

Vendor/Sub Vendor: _____

CCD EXHIBIT A - SC-00003076 - Continued

Request for Proposal No. 0750A (2018)
 Strategic Long-Term Cab and Chassis Procurement with Service and Parts Consideration
 Configuration # 3

J.	Warranty work shall be accomplished within an appropriate length of time (generally less than 3 working days for everything other than major component repair such as a transmission rebuild) and shall be coordinated with an authorized City representative	Y
K.	During the entire warranty period, if the unit requires transportation to a repair facility, the vendor/sub-vendors shall be responsible for all transportation at "NO COST" to the City and County of Denver. This includes transporting the unit back to the City's domicile location after repairs are complete. If an alternate is bid, charges to the City of Denver shall be listed (e.g. mileage, travel, labor, etc.). Even if an alternate is bid, in NO CIRCUMSTANCES will the City and County of Denver be responsible for transporting a unit greater than 25 miles from the center of Denver. For purposes of these warranty provisions, the center of Denver is defined as the City and County Building located on the corner of Colfax and Bannock Street.	Y
L.	The item(s) procured by the City pursuant to this Bid Proposal shall, in addition to being subject to the express warranties referenced above, be subject to all implied warranties arising by operation of law under State of Colorado and Federal law, including but not limited to the implied warranty of merchantability and, to the extent applicable, the implied warranty of fitness for a particular purpose arising under the Colorado Uniform Commercial Code, Title 4, Colorado Revised Statutes. The bidder shall in no event attempt to limit or disclaim any of such implied warranties under this Bid Proposal, and any attempt to do so will render the bidder's bid non-responsive under this Bid Proposal.	Y
M.	This warranty in Table 1 and Table 2, is IN ADDITION to factory warranties on the vehicle and components	Y

7.3 Fleet Defects

WARRANTY - (Table 2) Fleet Defect Clause, Class 7 & 8 Vehicles	
A.	Definition: If during the warranty period, thirty percent (30%) of the total number of units delivered have the same part(s) and/or components failure requiring replacement and/or modifications, caused by defects in Design, Testing, Material, and/or Workmanship, then this "Fleet Defect Clause" goes into effect.
B.	Remedy: Following notification of a Fleet Defect, the vendor shall develop and implement a plan that either reengineers, modifies, or replaces the defective parts/ systems, such that the identified problem is cured and the operation of the vehicle/equipment is not altered. When alterations are required to cure the defect, those alterations that change or modify the original bid specifications must be approved by the City and County of Denver prior to execution. The vendor will pay for all necessary labor and materials to repair, modify, and/or "update" all vehicles/units in this group. The vendor shall also propose a work schedule that is mutually agreed upon by the City of Denver that corrects the fleet deficiency within 30 days or a mutual agreed upon schedule.
C.	Exceptions: Fleet defects will not apply to minor aftermarket accessories specified by the City of Denver and installed per instructions/specifications. Examples include: toolboxes, spotlights, bed-liners, etc.
D.	Mitigation: Should the vendor become non responsive to the City's notification of a Fleet Defect, the City may employ several options. (1) After

CCD EXHIBIT A - SC-00003076 - Continued

Request for Proposal No. 0750A (2018)

Strategic Long-Term Cab and Chassis Procurement with Service and Parts Consideration

Configuration # 3

	notifying the vendor in writing of The City's intent to mitigate its circumstances, the City may chose to perform its own warranty work and seek reimbursement for both parts and labor. (2) On major components, such as engine, transmission, air conditioning, etc., the City may chose to have the repairs performed by an authorized dealer and vendor shall reimburse the City for any parts or labor not covered by other warranty.
E.	Outside Metro-Denver: Vendor will pay for all transportation costs if unit(s) must be sent out of the Denver area for repairs. The City and County of Denver reserves the right to inspect unit(s) before returning back to Denver. The City and County of Denver also reserves the right to send at least one employee, without cost to the City, to inspect the repair(s) before unit is released back to the City.
F.	Expired Warranties: Units that have mutually agreed upon warranty defects during the warranty period will continue to be repaired until completed. If an on-going remedy continues past the warranty date the repairs will continue under warranty until completed or cease at a time agreed upon by the vendor and City and County of Denver.

7.4 Warranty Options

		WARRANTY Options (Table 3) Class 7 & 8 Vehicles		
Cost of Factory Extended Warranties	Please indicate in the columns below the additional cost of an extended warranty for all applicable components listed in the left hand column. Inc = Included N/A = Not available	SEE ATTACHED "CCD Warranty"		
		Two Years	Three Years	Five Years
A.	Cab and Chassis			
B.	Engine			
C.	Transmission			
D.	Drive Train			
E.	Suspension			
F.	Air Conditioning			
G.	Electrical Components			
H.	Other			
I.	Notes:			

Transwest Truck Trailer RV

Reference Nos.:

29

Vendor/Sub Vendor: _____

CCD EXHIBIT A - SC-00003076 - Continued

Request for Proposal No. 0750A (2018)
Strategic Long-Term Cab and Chassis Procurement with Service and Parts Consideration
Configuration # 3

7.5 **Warranty Service Locations:** Warranty repair parts and service shall be available locally at an established factory authorized dealership meeting requirements of Table 1 Section 7.

A. Cab & Chassis: Dealership Name: Transwest TTRV Telephone #: 303-289-3161
Street Address: 20770 I 76 City: Brighton, CO

B. Dump Body System: Dealership Name: _____ Telephone #: _____
Street Address: _____ City: _____

8.1 **Heavy Duty Vehicle Delivery Documentation:**

Delivery Documentation (GVWR 26,001-Lbs and Above Heavy Duty)	
A.	Vehicles ordered under this specification shall be complete and delivered to CITY AND COUNTY OF DENVER, Fleet Management Division. All prices quoted must be quoted at a firm price F.O.B. Denver, Colorado, 5440 Roslyn St. Building C.
B.	Vendor shall supply at acceptance and delivery of vehicle. <ol style="list-style-type: none">1. Bill of Sale (aka invoice, buyers order)2. Original MSO (Manufacturers Statement of Origin)3. Application for Title and/or Registration, Colorado Dept of Revenue form DR2395 (02-22-11)4. Odometer Disclosure Statement, Colorado Dept of Revenue form DR2407 (09-07-05)5. Letter of Certification on Vendor Letterhead (Required for Incomplete Vehicles) with added bodies etc, describes the final configuration of the vehicle)6. Air Brake inspection form required for any vehicle with air brakes or truck units capable of towing trailers greater than 10,000-Lbs7. Standard Sales Tax Receipt.8. DOT inspection form.9. Temporary License Plate.10. New Equipment Check-in Form/ Vendor Supplied Information on the Vehicle. Form provided by Fleet contact Dolores @ 720.865.390311. Copy of City Purchase Order.12. All Keys ordered for the Vehicle and Sundries, i.e. toolboxes etc.13. All Manuals repair, parts, owners and/or CD's/DVD's etc14. Vehicle Warranty information and receipt for optional warranty.15. Receipts and Warranty information for vendor Installed/supplied components (lift gates, snowplows, lighting equipment etc)

Transwest Truck Trailer RV

Reference Nos.:

40

Vendor/Sub Vendor: _____

CCD EXHIBIT A - SC-00003076 - Continued

<p>C. For an "Incomplete Vehicle" (cab & chassis) add the following:</p> <ol style="list-style-type: none">1. Verification of Vehicle Identification Number (VIN), Colorado Dept. of Revenue form DR2087.2. Statement of Fact for incomplete vehicles with added bodies etc, describes the final configuration of the vehicle.3. Original weight slip
<p>D. Delivery Monday through Friday between 8:00am and 1:00pm. Location: CITY AND COUNTY OF DENVER Fleet Management 5440 Roslyn St. Building C Denver, CO 80216 Contact person to coordinate delivery: TBD</p>

CCD EXHIBIT A - SC-00003076 - Continued



DENVER
THE MILE HIGH CITY

General Services
Purchasing Division
201 W. Colfax Avenue, Dept. 304
Denver, CO 80202
P: 720.913.8100
F: 720.913.8101
www.denvergov.org/purchasing

Date: March 8, 2018

ADDENDUM NO. 04
FORMAL BID NO. 0750A (2018)
**Strategic Long-Term Procurement of Cab and Chassis with Service and Parts
Consideration**

The above referenced proposal is hereby amended as follows:

I. ADDITIONAL REQUIRED INFORMATION FOR BID

PROVIDE THE NUMBER OF DAYS REQUIRED FOR DELIVERY OF A COMPLETED BASE UNIT (SECTIONS 3.1 – 3.8) TO BE DELIVERED TO THE CITY AND COUNTY OF DENVER	# OF DAYS
CONFIGURATION # 1	<u>180-210</u> Days
CONFIGURATION # 2	<u>180-210</u> Days
CONFIGURATION # 3	<u>150-180</u> Days

These are the current Published Delivery Dates. Freightliner, the market share leader in Class 6, 7, 8 Trucks have experienced a large intake of orders in the last 90 Days. Adjustments are being made to improve Delivery.



Typically we Deliver in 90-120 Days
Transwest Truck Trailer RV

CCD EXHIBIT A - SC-00003076 - Continued

Request for Proposal No. 0750A (2018)

Strategic Long-Term Cab and Chassis Procurement with Service and Parts Consideration

Additional Price Rates

Vendor Name: <enter text>

Contact Name: <enter text>

C.4 – Proposal Items

CITY AND COUNTY OF DENVER

Additional Price Rates for Submission of RFP # 0750 (2018)

The City and County of Denver is seeking the following additional items for pricing information as part of the Request for Proposal No. 0750A (2018) – Strategic Long Term Cab and Chassis Procurement with Service and Parts Consideration.

The pricing submitted by you, the proposing Vendor, shall be included as part of the overall price evaluation of this RFP.

The City reserves the right to request clarifications regarding the submitted pricing from you, the Vendor.

The prices and percentages that are submitted shall be **firm and fixed** for the entire term of the awarded contract.

Failure to complete this additional price submittal may result in your bid being considered as non-responsive.

Additional Bid Item No.	Description	Current Price/Percentage
1.	Standard Shop Rate	\$ <u>155.00</u> per hour
2.	Standard Field Rate	\$ <u>155.00</u> per hour
3.	Expedited/Off Hour Shop Rate	\$ <u>155.00</u> per hour
4.	Expedited Field Rate (Vendor Tech to arrive within 2 hours of City Call/Request)	\$ <u>155.00</u> per hour
5.	<p style="text-align: center;">Parts Percentage Discount Offered for Cab and Chassis Parts</p> <p style="text-align: center;">List = minus (-) % Cost = plus (+) % Net = zero (0) %</p> <p style="text-align: center;">(If percentages are broken out by they type of part, then list all percentages and associated part types on separate Vendor letterhead)</p>	<p style="text-align: center;">Indicate Price List Type (MSRP, Retail, Vendor Cost)</p> <p style="text-align: center;"><u>Freightliner Fleet Net %</u> *</p> <p style="text-align: center;">see Bid # 0667A</p>

AUTHORIZED SIGNATURE: Willy Schuler

DATE: 2-27-18

CCD EXHIBIT A - SC-00003076 - Continued

RETURN TO:
Department of General Services
PURCHASING DIVISION
201 West Colfax Avenue
Department 304, 11th Floor
Denver, CO 80202
Phone: (720) 913-8100
FAX: (720) 913-8101

CITY AND COUNTY OF DENVER



Department of General Services
PURCHASING DIVISION
www.denvergov.org/purchasing
Buyer: Andrew Miskell
Andrew.miskell@denvergov.org

REQUEST FOR PROPOSAL

Request for Proposal No. 0750A (2018)

Strategic Long-Term Cab and Chassis Procurement With Service and Parts Consideration

SCHEDULE OF EVENTS

• Proposal Issued	January 12, 2018		
• Pre-Proposal Conference	January 25, 2018	9:00 A.M.	Local Time
• Specifications Due Date (Early Submittal Allowed)	February 12, 2018	2:00 P.M.	Local Time
• Specifications Review Date (City's Deadline)	February 19, 2018		
• Deadline to Submit Additional Questions	February 23, 2018	2:00 P.M.	Local Time
• Response to Written Questions	March 1, 2018		
• Proposal Due Date – Final Proposals with Pricing	March 7, 2018	2:00 P.M.	Local Time

Vendor offers to furnish to the City and County of Denver the materials, supplies, products or services requested in accordance with the specifications and subject to the Terms and Conditions described herein.

VENDOR SIGN HERE

Company Name: Transwest Truck Trailer RV

By: Will Schafer
(Printed or Typed Name)

Signature: Will Schafer
Signature constitutes acceptance of all Terms and Conditions listed on this form and all documents attached.

Email: wschafer@transwest.com

Phone: 303-289-3161

THIS PROPOSAL MUST BE RETURNED ELECTRONICALLY THROUGH THE ROCKY MOUNTAIN E-PURCHASING SYSTEM (BIDNET®).