

A photograph of two women embracing in a meeting room. The woman on the left has dark curly hair and is wearing a tan jacket over a blue and white striped shirt. The woman on the right has brown hair and is wearing a dark blue blazer. They are both smiling and holding each other. In the background, there are several windows with blue frames. The image is semi-transparent, allowing the text to be overlaid.

# Denver Participatory Budgeting

*Cycle One Overview and Cycle Two Planning*

*Finance and Governance Committee | May 2, 2023*

# Purpose

- Overview of Cycle One
- A community leader's perspective
- Key recommendations and Cycle Two planning
- Questions and discussion





# Cycle One Overview

# What is Participatory Budgeting?

A form of **participatory democracy** to strengthen partnerships between residents and governments. An equity-focused civic engagement process, PB aims to **improve communication** between municipal government and historically underserved residents, **increase trust and transparency**, and foster reciprocal **learning between government and the community**.



# Phase I: Community Design

The Community Steering Committee deliberated to create the first-ever Denver Participatory Budgeting Guidebook, where they decided:

- Participants must **live, go to school, or work at a micro business** in their ballot area.
- Any resident of any **age, immigration status, incarceration status, and housing status**, could vote in this process.
- A **rank vote system** complete with contingency plans for ties and other scenarios.

# 80%

of the 60+ resident leaders in the program identified as **Black, Indigenous people of color**

Ways to Verify that are OK | Ways to Verify that are NOT OK

Examples

Anaya Robinson (he/him) raised hand

So we're here now, so I guess we just have to trust that





# Phase 2: Idea Collection

- Idea collection events focused on reaching **historically underserved communities**, with deliberative meetings at the jails, Safe Outdoor Spaces, schools, Denver Housing Authority sites, food banks, etc.
- **\$30K** of “mini-grants” went to residents and grass root organization to solicit project ideas from the community
- **Over 1,100 ideas** were submitted

**97%**

of idea collection respondents identified as BIPOC.

**Half** earned less than \$25K a year and **half** had not earned a high school diploma



# Phase 3: Proposal Development

- Residents, called **budget delegates**, worked in four groups to score ideas and prioritize projects.
- Collaborating with city staff and community partners budget delegates designed **23 project proposals** across the four ballots.

## + REPRESENTATION

Budget delegates represented historically underserved communities, including people with disabilities, youth, undocumented residents, refugees, and unhoused residents





Or visit [denvergov.org/DenverPB](https://denvergov.org/DenverPB) to vote a

# Phase 4: Voting

Over 3K residents of all ages and any immigration status ranked and voted for projects on physical and digital ballots

**+ ACCESS**

Ballots translated into 8 languages



**Denver Participatory Budgeting Citywide Ballot**

\$0 / \$1.1m Selected      0 Needed

<p>Provide more shower trailers for Safe Outdoor Spaces to support people experiencing homelessness</p> <p>\$225,000</p> <p>Select</p>	<p>Drinking fountains in northwest Denver parks lacking public water</p> <p>\$109,000</p> <p>Remove</p>	<p>Cleaner Parks, Stronger Minds, and Cleaner Air for Five Points and Surrounding Neighborhoods</p> <p>\$300,000</p> <p>Select</p>
<p>Provide Tiny Homes for people experiencing homelessness</p> <p>\$200,000</p> <p>Remove</p>	<p>Wider and more accessible sidewalks for people with disabilities and older adults</p> <p>\$400,000</p> <p>Remove</p>	<p>Outdoor fitness equipment for older adults</p> <p>\$200,000</p> <p>Remove</p>
<p>Light signal safety for people with disabilities</p> <p>\$150,000</p> <p>Select</p>	<p>Community Gardens for subsidized housing areas</p> <p>\$175,000</p> <p>Remove</p>	<p>Have something to share?</p>



# Results

*Residents budgeted \$2M, funding nine projects across a broad range of infrastructure*

**\$400,000:** Accessible sidewalks in Ruby Hill

**\$362,500:** New lights in FNE Parks/Trails

**\$300,000:** New Freedom Park Improvements

**\$225,000:** Shower trailers for unhoused residents

**\$200,000:** Tiny homes for unhoused residents

**\$187,500:** Safer intersections in Capitol Hill

**\$175,000:** Community Gardens

**\$112,500:** Accessible transit in City Park

**\$2 MILLION** of community-led infrastructure projects

## Total Ideas and Respondent Information



### Far Northeast

**511**  
Respondents live in  
**145**  
Respondents go to school in  
**158**  
Respondents work/own mic...



### East

**98**  
Respondents live in  
**26**  
Respondents go to school in  
**28**  
Respondents work/own mic...



### East Central

**122**  
Respondents live in  
**31**  
Respondents go to school in  
**59**  
Respondents work/own mic...



### another part of Denver

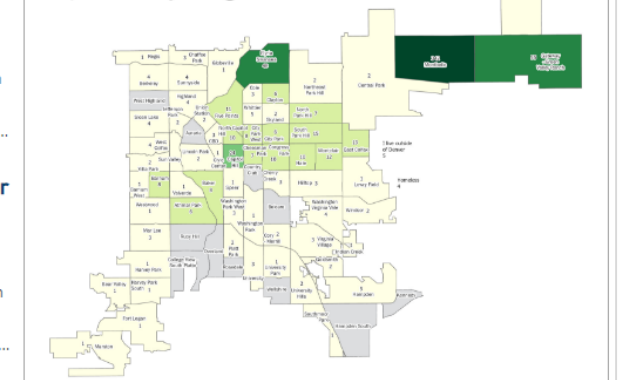
**249**  
Respondents live in  
**50**  
Respondents go to school in  
**204**  
Respondents work/own mic...

*Note: Each of these responses is not mutually exclusive, so some people may be double counted (e.g. someone may have indicated that they live in East, go to school in Far Northeast, and work in Far Northeast)*

#### Notes on the data

- Use of the demographic information in this dashboard is limited given that about 1/3 of respondents did not provide their demographic information.
- Data from the 2020 US Census American Community Survey 5-year Estimates is offered as context only and not as a statistical comparison due to limited response rates to demographic questions.

## Denver Participatory Budgeting Responses by Neighborhood



Select neighborhood to see total number of responses. Neighborhoods not listed in the drop-down had no responses.

Neighborhood  
All

**1176**  
total ideas

**1094**  
total respondents



# Phyllis Mack

Cycle 1 Mini-Grant Recipient



# Cycle Two Planning

**CYCLE ONE DENVER PARTICIPATORY BUDGETING PROGRAM**  
**\$300,000**

**THE PROJECT | EL PROYECTO | ပရောဂျက်**  
 Clean Air and Tight-Knit Community in East Colfax with Improvements to New Freedom Park.  
 Aire limpio y comunidad fuerte en East Colfax al mejorar New Freedom Park.  
 New Freedom Park ကို မျှင်တင်ခြင်းဖြင့် East Colfax ရှိ လူကောင်းလူသန် နှင့် နိုင်ငံသားအားလုံးအတွက်

**THE PROCESS | EL PROCESO | လုပ်ငန်းစဉ်**

- BRANDFORM IDEAS / Aportar ideas / အတွက်ကွေးကောင်း
- DEVELOP PROPOSALS / Desarrollar propuestas / အဆိုပြုချက်များ
- NOTE FOR PROJECTS / Votar / အမတ်

THEN, THE CITY BUILDS THE TOP IDEAS / La ciudad construye los proyectos / နိုင်ငံတော်က အကောင်အထည်ဖော်

**THE PEOPLE | LA GENTE | လူများ**  
 Projects are brought to you by the people of Denver. Special thanks to the Community Steering Committee, Mini-Grant Recipients, Budget Delegates, and Participatory Researchers.  
 Los proyectos son presentados por la gente de Denver. Gracias al Comité Directivo de la Comunidad, mini-subvención de Consejo Comunitario, a los delegados de presupuesto, y Participación Investigadores.

ရေစာအားလုံးကို စီမံကိန်းဆောင်ရွက်ရန်အတွက် နည်းလမ်းများကို တွေးခေါ်ထုတ်ဖော်ပေးခဲ့ပြီး၊ Mini-Grant နှင့် မျှင်တင်မှုများကို ပံ့ပိုးဆောင်ရွက်ခဲ့ပြီး၊ နိုင်ငံတော်အဖွဲ့ဝင်များ၏ အကူအညီကို ချီးကျူးပေးလိုက်ပါသည်။

**DENVER**  
 THE MILE HIGH CITY

Learn more: [Obtenga más información: Denvergov.org/DenverPB](https://denvergov.org/DenverPB)

# Key Recommendations

*From the 3<sup>rd</sup> Party Evaluation and City Staff*

## Expanded community involvement

- Grassroots data collection
- Referral or recommendation process to select resident leaders

Collaborate with community organizations for project delivery (staff rec)

## Program resources and resource allocation

- Create a full-time program position
- Language justice needs to be addressed
- Set spending caps on proposals



**+** *Staff suggest posing this to the Community Steering Committee*

## Program structure and management

- Integrate the implementation and data-collection teams
- Expand PB citywide and based on council districts
- Allocate more money to projects and expand funding to one-time programs/operations



**+** *Staff suggest posing this to the Community Steering Committee so implement if additional funding is available*

# Cycle Two Approach

## + External Approach

### **\$1M toward infrastructure**

- Capital projects delivered by the city and in partnership with community organizations.

### **Focus on West Region**

- Key neighborhoods would include Westwood, Sun Valley, West Colfax, Villa Park, Barnum, Barnum West, and Valverde
- Build upon existing outreach and engagement in these areas through plans and other efforts

## + Internal Approach

### **Internal project management team**

- Integrate city agencies and city council, and build in time for collaborative problem solving

### **Professional Services (\$250K)**

- Direct majority of funds toward residents and grassroots organization.
- Contract for key needs: fiscal administration, facilitation and outreach, data collection, language access, etc.

# Cycle Two Timeline

## Key milestones for 2023:

- **Successful solicitation** for professional services
- Onboard program-wide **resident specialists** (for facilitation/data collection/outreach)
- Onboard **Community Steering Committee** and begin design meetings



# Questions and Discussion

