

BUILT FOR ZERO COLORADO

BUILT FOR ZERO COLORADO | OVERVIEW



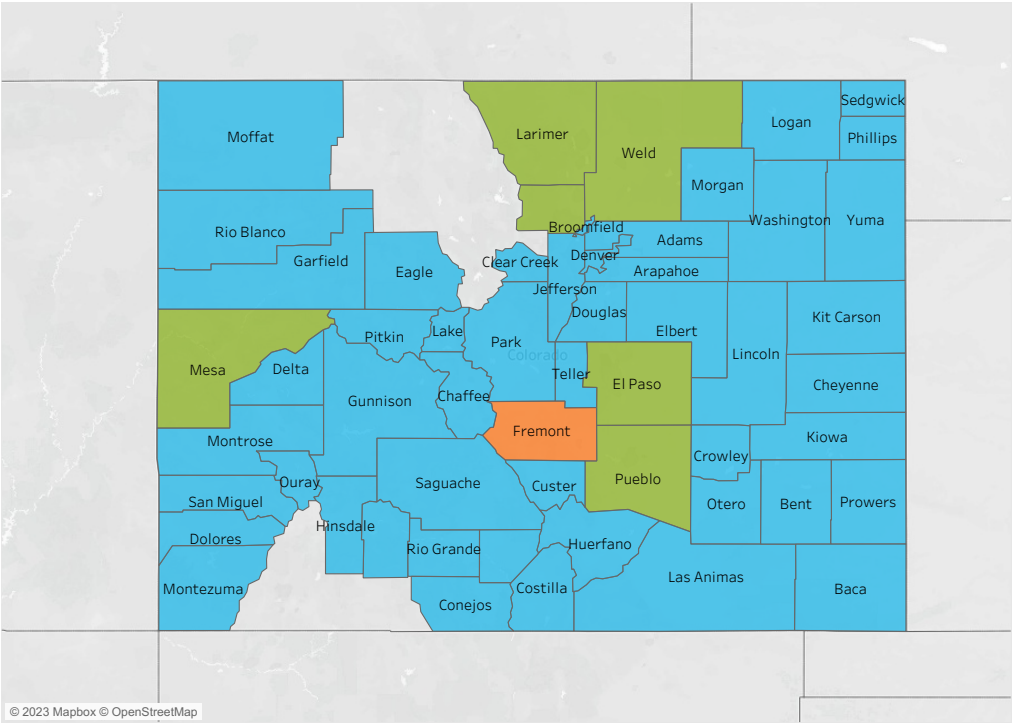
COLORADO
Department of Local Affairs

Built For Zero.
COMMUNITY SOLUTIONS

COLLABORATING ACROSS COLORADO

In October 2019 with support from Community Solutions, Kaiser Permanente, and the Colorado Health Foundation, the State of Colorado launched Built for Zero: Colorado. A collaborative effort between local community teams, statewide partners, and federal agencies, Built for Zero: Colorado is focused on using real-time, person-specific data to measurably end homelessness, one population at a time.

We believe that by adopting a system-wide approach, improving data systems, establishing rigorous goals and corresponding benchmarks, embracing peer-learning, and supporting local leadership structures, we can drive this critical work forward in a measurable and sustainable manner. Our vision is that everyone in Colorado has a safe, stable, and affordable place to live. Together we can create a future where homelessness is rare and brief when it occurs, and no one gets left behind.



- CO Communities that are working on Quality Data
- CO Communities that have reached Functional Zero for at least 1 population
- CO Communities that have reached Quality Data for at least 1 population

Server Last Refreshed: 4/5/2023 4:07:11 AM

BUILT FOR ZERO COLORADO

BUILT FOR ZERO COLORADO | BY-NAME LIST



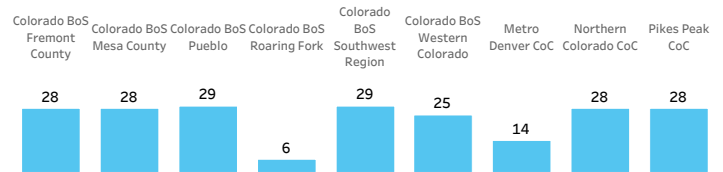
COLORADO
Department of Local Affairs

Built For Zero.
COMMUNITY SOLUTIONS

A **quality by-name list** (QBNL) provides consistent and timely data that can be used to accurately identify trends, needs, and progress towards ending homelessness. A QBNL indicates that your system can account for every individual experiencing homelessness. **Hover over chart areas to learn more about the data and to ..**

Population Single Adults

Subpopulat.. All



All Single Adults BNL Scorecard

1A.) Is the geographic coverage of your outreach clearly mapped out, informed by your data and regularly assess...								
1B.) Have you coordinated your outreach, ensuring that your outreach teams are deployed at the locations and th...								
1C.) Do you have a documented outreach policy that clearly states how your outreach teams will be deployed and ..								
1D.) Do you have a documented outreach policy that clearly states how your outreach teams will be deployed and ..								
1E.) Do you have consistent, coordinated and reliable outreach and in-reach efforts across your geographic covera...								
2A.) Are 90% of CoC-funded and non-CoC-funded providers reporting data into your by-name list?								
2B.) Are 90% or more of CoC funded providers, serving homeless single adults, reporting data into your by-name l...								
2C.) Are 90% or more of non-CoC funded providers, serving homeless single adults, reporting data into your by-na...								
2D.) Are approximately 90-100% of currently homeless single adult individuals served by the providers reporti...								
2E.) Approximately what percentage of currently homeless single adult individuals are served by the providers re...								
3A.) Unsheltered individuals living in a place not meant for human habitation (e.g. street, cars, campsites, beache...								
3B.) Individuals in shelters, safe havens, season overflow beds, hotels paid for by homeless providers or Health C...								
3C.) Individuals in transitional housing, including VA-funded Transitional Housing								
3D.) Individuals fleeing domestic violence								
3E.) Individuals on your list who are entering an institution (e.g. jail or hospital) where they are expected to rema...								
3F.) Individuals fleeing domestic violence								
4.) Has your community established a written policy that specifies the number of days of inactivity (i.e. the perso...								
4A.) Has your community established a written policy that specifies the number of days of inactivity (i.e. the pers...								
4B.) Does that written policy account for changing an individual's status to 'inactive' based on a client's verified a...								
4C.) Does that written policy account for individuals on your list who are entering an institution (e.g. jail or hospi...								
5.) Does your community have a way to track actively homeless individuals who have not consented to services a...								
6.) Does your community have policies and protocols in place for keeping your by-name list up to date and accurat...								
7.) Does your community's by-name list track the 'homeless' / 'housed status' of all individuals, including the date...								
8.) Does your community's by-name list include a unique identifier (e.g. an HMIS ID) for each individual to prevent...								
9.) Does your by-name list track the total number of newly identified (not necessarily assessed) individuals experi...								
10.) Does your community's by-name list track individuals returning to active homelessness within the past mont...								
11A.) Those who move in to permanent housing								
11B.) Those who become inactive, per your inactive policy								
11C.) Those who no longer meet the population criteria of single adult								
12A.) Current chronic homelessness								
12B.) Does your by-name list track population-based statuses including: veteran, chronic, youth, family with min...								
12C.) Can your by-name list track people with multiple population-based statuses (e.g. chronic homeless status A...								
12D.) Can your by-name list track historical changes in activity status(e.g. Active to Inactive, Active to Housed, etc...								
12E.) Can your by-name list track individuals who become chronically homeless after they are added to your all sin...								
12F.) Can your by-name list track individuals who are initially assigned chronic or veteran status when they enter ...								
12G.) Multiple population-based statuses (e.g. chronic homeless status AND veteran status)								
13A.) Does your community have a way to report race and ethnicity data on the individuals on the by-name list for...								
13B.) Individuals who become chronically homeless after they are added to your all singles list?								
13C.) Does your data collection policy and process around race and ethnicity respect the self-identification of cli...								
13D.) Individuals who are initially assigned chronic or veteran status when they enter your system but later do no...								

DATA RELIABILITY

To be considered "quality," by-name list data must have a **reliability margin of 15% or lower over a 3-month period**. This means that changes in actively homeless numbers are accounted for in inflow and outflow, thus providing...

All	Single Adults	0.0%	9.5%	10.1%				211.9%
Chronic	Single Adults	0.0%	1.2%	0.0%	11.1%	37.0%	2.9%	
Veteran	Single Adults	0.0%	12.0%	0.0%	0.0%	66.7%	3.0%	0.0%

Server Last Refreshed: 4/5/2023 4:07:11 AM

BUILT FOR ZERO COLORADO

BUILT FOR ZERO COLORADO | DETAIL



COLORADO
Department of Local Affairs

Built For Zero.
COMMUNITY SOLUTIONS

This tab shows **actively homeless** and **inflow / outflow** numbers for each community in the Colorado cohort.

◆ = Quality Data for Reporting Month

Population
Single Adults

Subpopulation
Veteran

Time Period
May 2022 to April 2023

Click or hover over a name below for a link to the community's PMT

Colorado BoS
Fremont
County

Last Reported: February 2023 ◆
AH #: 4 | Inflow: 2 | Outflow: 1 | HP #: 1

Colorado BoS
Mesa County

Last Reported: February 2023 ◆
AH #: 25 | Inflow: 7 | Outflow: 7 | HP #: 5

Colorado BoS
Pueblo

Last Reported: January 2023 ◆
AH #: 4 | Inflow: 0 | Outflow: 3 | HP #: 1

Colorado BoS
Roaring Fork

Last Reported: February 2023
AH #: 10 | Inflow: 2 | Outflow: 4 | HP #: 3

Colorado BoS
Southwest
Region

Last Reported: August 2022
AH #: 0 | Inflow: 0 | Outflow: 0 | HP #: 0

Colorado BoS
Western
Colorado

Last Reported: August 2022
AH #: 18 | Inflow: 10 | Outflow: 2 | HP #: 2

Metro Denver
CoC

Last Reported: February 2023 ◆
AH #: 493 | Inflow: 73 | Outflow: 54 | HP #: 33

Northern
Colorado CoC

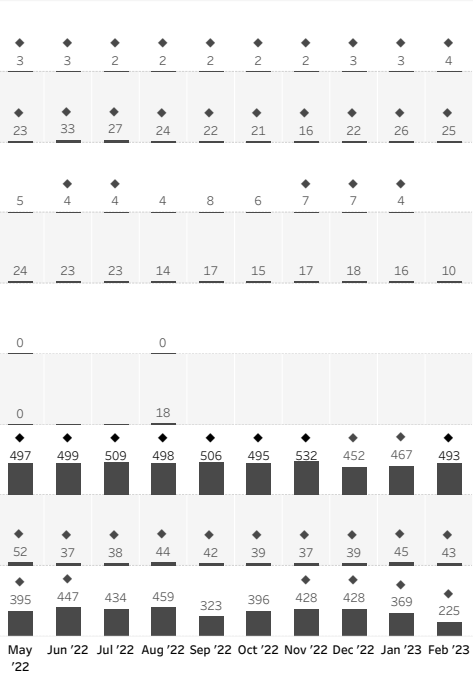
Last Reported: February 2023 ◆
AH #: 43 | Inflow: 10 | Outflow: 12 | HP #: 8

Pikes Peak CoC

Last Reported: February 2023 ◆
AH #: 225 | Inflow: 29 | Outflow: 177 | HP #: 6


Actively Homeless Number

Population: Veteran Single Adults



Inflow / Outflow

Population: Veteran Single Adults



Server Last Refreshed: 4/5/2023 4:07:11 AM

BUILT FOR ZERO COLORADO

BUILT FOR ZERO COLORADO | STATE COHORT



COLORADO
Department of Local Affairs

Built For Zero.
COMMUNITY SOLUTIONS

Cohort-level metrics help us understand the **dynamics of the data** and **highlight the progress** that Colorado communities are making towards ending homelessness.

Population
Single Adults

Subpopulation
Veteran

Time Period
May 2022 to April 2023

CO Cohort Communities Reporting Veteran Single Adults Data

May 2022	Jun 2022	Jul 2022	Aug 2022	Sep 2022	Oct 2022	Nov 2022	Dec 2022	Jan 2023	Feb 2023
9	8	8	9	7	7	7	7	7	6

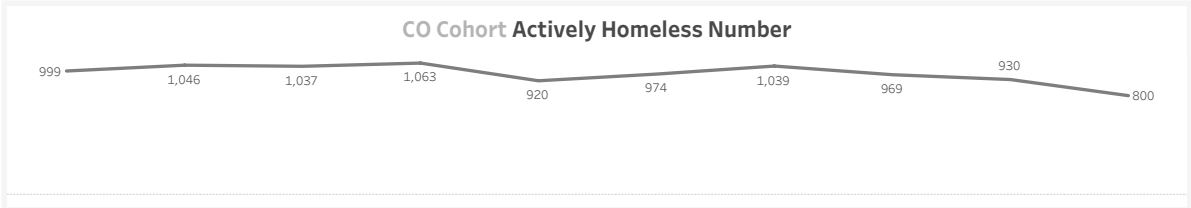
Total Veteran Single Adults Housing Placements

since the cohort started and
YTD

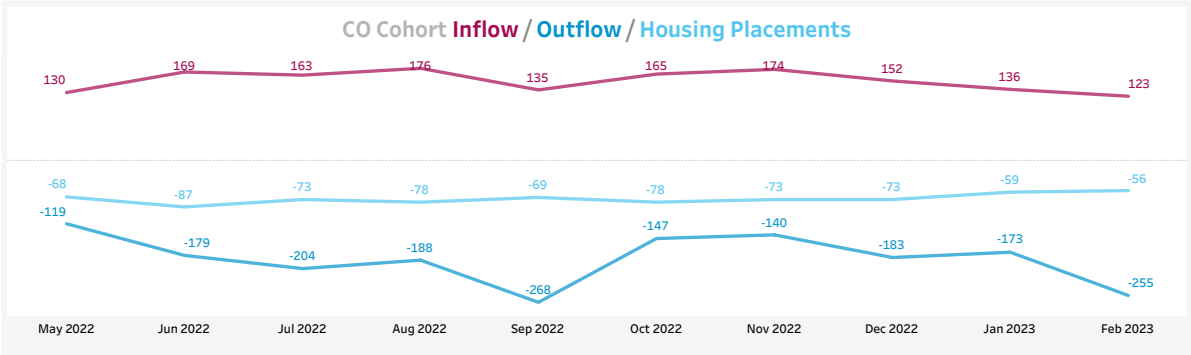
2,737 total

115 2023 YTD

CO Cohort Actively Homeless Number



CO Cohort Inflow / Outflow / Housing Placements



Server Last Refreshed: 4/5/2023 4:07:11 AM

BUILT FOR ZERO COLORADO

METRO DENVER SUBREGION | BY-NAME LIST



COLORADO
Department of Local Affairs

Built For Zero.
COMMUNITY SOLUTIONS

A **quality by-name list** (QBNL) provides consistent and timely data that can be used to accurately identify trends, needs, and progress towards ending homelessness. A QBNL indicates that your system can account for every individual experiencing homelessness. **Hover over chart areas to learn more about the data and to ..**

Population Single Adults

Subpopulat..All

All Single Adults BNL Scorecard

1A.) Is the geographic coverage of your outreach clearly mapped out, informed by your data and regularly assess..	
1B.) Have you coordinated your outreach, ensuring that your outreach teams are deployed at the locations and th..	
1C.) Do you have a documented outreach policy that clearly states how your outreach teams will be deployed and ..	
1D.) Do you have consistent, coordinated and reliable outreach and in-reach efforts across your geographic covera..	
2A.) Are 90% of CoC-funded and non-CoC-funded providers reporting data into your by-name list?	
2B.) Are approximately 90-100% of currently homeless single adult individuals served by the providers reporting i..	
3A.) Unsheltered individuals living in a place not meant for human habitation (e.g. street, cars, campsites, beache..	
3B.) Individuals in shelters, safe havens, season overflow beds, hotels paid for by homeless providers or Health C..	
3C.) Individuals in transitional housing, including VA-funded Transitional Housing	
3D.) Individuals fleeing domestic violence	
4A.) Has your community established a written policy that specifies the number of days of inactivity (i.e. the pers..	
4B.) Does that written policy account for changing an individual's status to 'inactive' based on a client's verified a..	
4C.) Does that written policy account for individuals on your list who are entering an institution (e.g. jail or hospit..	
5.) Does your community have a way to track actively homeless individuals who have not consented to services a..	
6.) Does your community have policies and protocols in place for keeping your by-name list up to date and accurat..	
7.) Does your community's by-name list track the 'homeless / housed status' of all individuals, including the date ..	
8.) Does your community's by-name list include a unique identifier (e.g. an HMIS ID) for each individual to prevent..	
9.) Does your by-name list track the total number of newly identified (not necessarily assessed) individuals experi..	
10.) Does your community's by-name list track individuals returning to active homelessness within the past mont..	
11A.) Those who move in to permanent housing	
11B.) Those who become inactive, per your inactive policy	
11C.) Those who no longer meet the population criteria of single adult	
12A.) Does your by-name list track population-based statuses including: veteran, chronic, youth, family with min..	
12B.) Can your by-name list track people with multiple population-based statuses (e.g. chronic homeless status A..	
12C.) Can your by-name list track historical changes in activity status(e.g. Active to Inactive, Active to Housed, etc..	
12D.) Can your by-name list track individuals who become chronically homeless after they are added to your all sin..	
12E.) Can your by-name list track individuals who are initially assigned chronic or veteran status when they enter ..	
13A.) Does your community have a way to report race and ethnicity data on the individuals on the by-name list for..	
13B.) Does your data collection policy and process around race and ethnicity respect the self-identification of clie..	



DATA RELIABILITY

To be considered "quality," by-name list data must have a **reliability margin of 15% or lower over a 3-month period**. This means that changes in actively homeless numbers are accounted for in inflow and outflow, thus providing..

All	Single Adults								
Veteran	Single Adults	3.0%	0.0%	37.5%	2.6%	0.0%	0.0%	0.0%	25.0%

Server Last Refreshed: 4/5/2023 4:07:11 AM

BUILT FOR ZERO COLORADO

METRO DENVER SUBREGION | DETAIL



COLORADO
Department of Local Affairs

Built For Zero.
COMMUNITY SOLUTIONS

This tab shows **actively homeless** and **inflow / outflow** numbers for each community in the Metro Denver cohort.

◆ = Quality Data for Reporting Month

Population
Single Adults

Subpopulation
Veteran


Time Period
May 2022 to April 2023

Click or hover over a name below for a link to the community's PMT

Metro Denver CoC	Last Reported: February 2023 ◆ AH #: 493 Inflow: 73 Outflow: 54 HP #: 33
Metro Denver CoC - Adams County	Last Reported: November 2022 AH #: 10 Inflow: 3 Outflow: 1 HP #: 0
Metro Denver CoC - Arapahoe County	Last Reported: November 2022 AH #: 8 Inflow: 2 Outflow: 1 HP #: 1
Metro Denver CoC - Aurora	Last Reported: November 2022 AH #: 38 Inflow: 7 Outflow: 8 HP #: 4
Metro Denver CoC - Boulder County	Last Reported: October 2022 ◆ AH #: 21 Inflow: 5 Outflow: 1 HP #: 0
Metro Denver CoC - Broomfield Co..	Last Reported: October 2022 AH #: 0 Inflow: 0 Outflow: 0 HP #: 0
Metro Denver CoC - Denver County	Last Reported: October 2022 AH #: 391 Inflow: 65 Outflow: 73 HP #: 26
Metro Denver CoC - Douglas County	Last Reported: October 2022 AH #: 3 Inflow: 1 Outflow: 1 HP #: 0
Metro Denver CoC - Jefferson County	Last Reported: October 2022 AH #: 19 Inflow: 5 Outflow: 5 HP #: 2
Metro Denver CoC - Tri-Cities	Last Reported: November 2022 AH #: 4 Inflow: 1 Outflow: 1 HP #: 0


Actively Homeless Number

Population: Veteran Single Adults



Inflow / Outflow

Population: Veteran Single Adults



Server Last Refreshed: 4/5/2023 4:07:11 AM