



Denver's Food Systems

Safety, Housing, Education, and Homelessness Committee
February 19, 2020

Empowering Denver's communities to live better, longer

Agenda

Food Systems in Denver

Regional – Colorado – Federal Policies

Denver Food Vision 2030

Goals & Policy

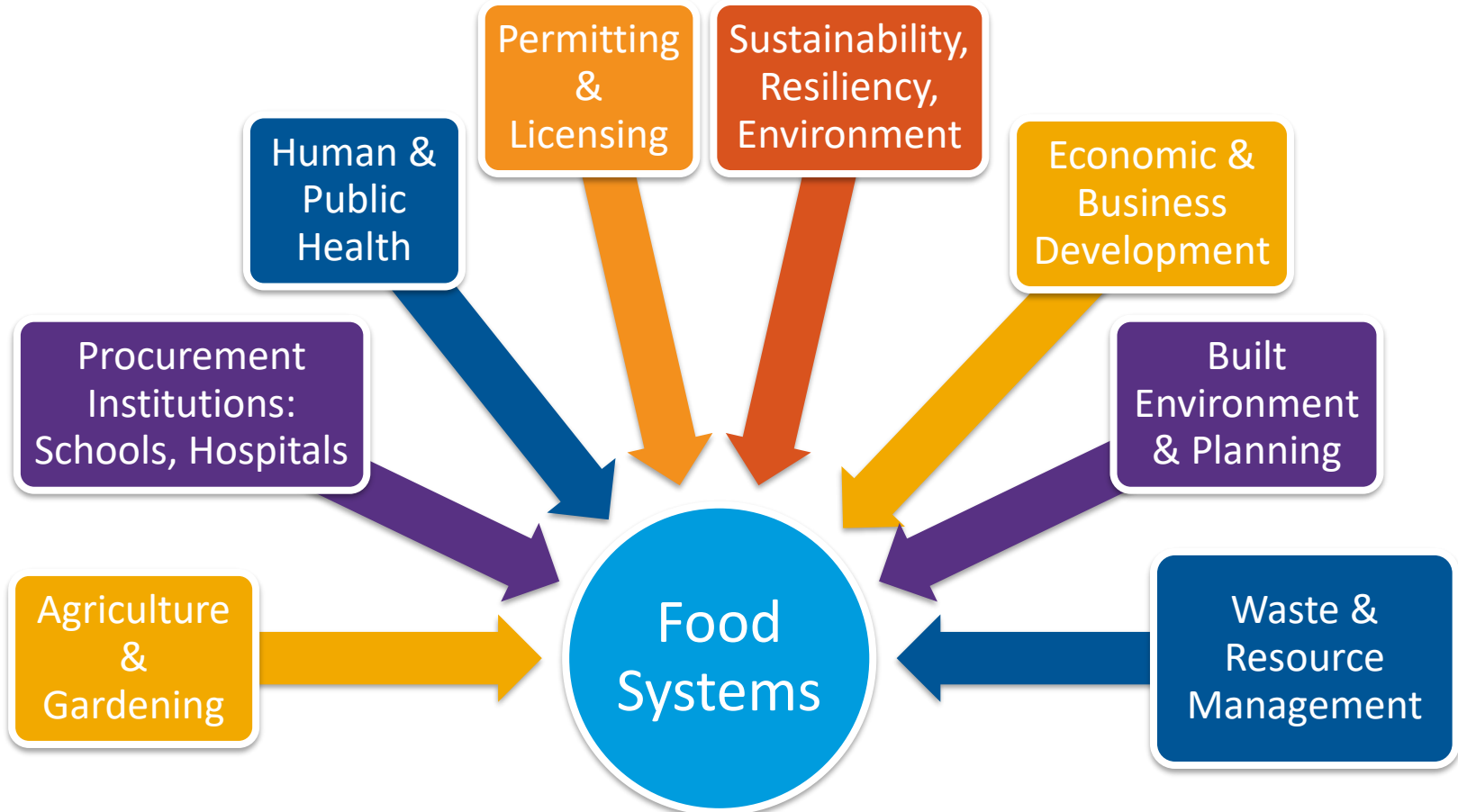
Major Food Projects

- Sustainable Food Policy Council
- Good Food Purchasing Program
- Food Matters
- Food In Communities
- Healthy Food for Kids

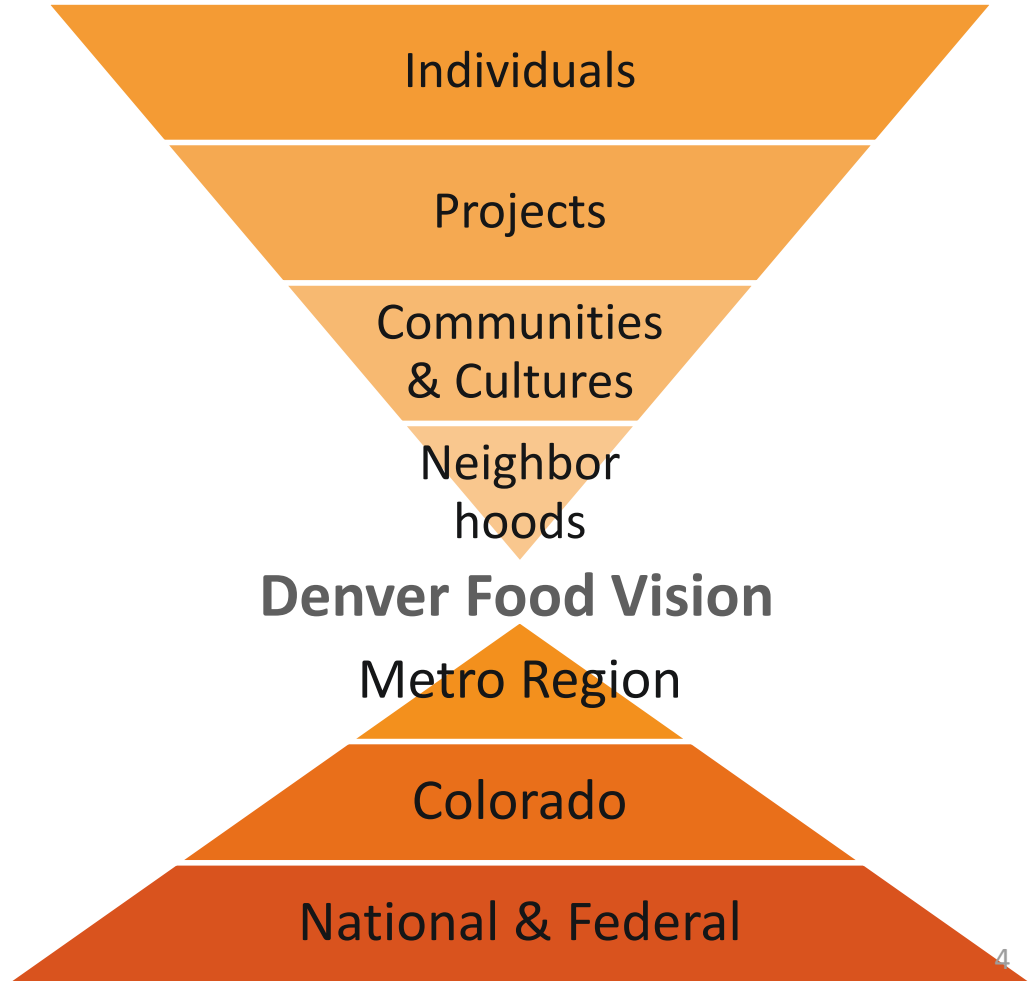
Budget

Next Steps

Overlap with other Policy Practice Areas



Shifting Policy, Systems & Environments



Key Food Policies & Programs

- Food Producing Animals Ordinance
- Zoning for gardening & farms
- Cottage Food Act and Act Expansion
- Residential Sales of produce & cottage foods
- FRESH
- Healthy Corner stores program
- Healthy Vending Policy
- Healthy Beverage Partnership
- Denver Retail Strategy
- Breakfast After the Bell
- CO Charitable Crop Donation Act
- Sustainability Goals for 2020
- Health Impact Assessment city ordinance
- Denver Food Vision
- Healthy Eating Active Living (HEAL) & Childcare program
- Denver Food Action Plans

2015 Baseline Assessment

Economy

\$7B per year industry

\$312M in tax revenues

56,000+ workers in the

Denver Food System, **10%**

of all Denver jobs

Health

More than **1 in 3** children in Denver are overweight or obese

33.2% of Denver families

consume **<1** serving of fruits and vegetables per day

Obesity-related diseases cost Denver

\$284M per year

Community

49% of Denver low and moderate income neighborhoods lack convenient access to grocery stores

69.7% of DPS students qualify for free or reduced priced lunch

1 in 5 children/youth in are food insecurity or hungry

Outreach & Engagement

11

Community
Listening Sessions

made possible by
64 Community Partners

388
Residents

11

Industry
Focus Groups

made possible by
70+ Community Partners

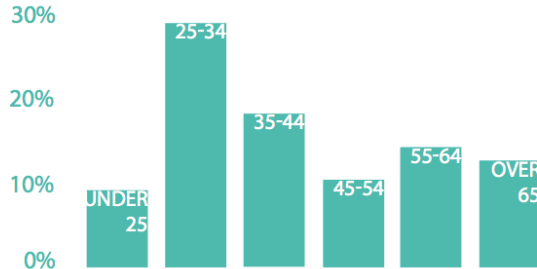
216
Businesses

NEW COMMUNITY PARTICIPANTS



24% had not participated
in civics before

WIDE RANGE OF AGES



ECONOMICALLY DIVERSE ATTENDANCE

13%
Food
Insecure

Compared to 17% Denver County

TRANSPORTATION ACCESS TO HEALTHY FOOD



72% Drive

Vision Overview

VISION
PILLAR

INCLUSIVE

HEALTHY

VIBRANT

RESILIENT

GUIDING
PRINCIPLE

Inclusive cities
require strong
neighborhoods
that reflect unique
food cultures

Healthy, productive
populations require
food systems that
promote healthy
food for everyone

Vibrant economies
require strong
regional food
systems

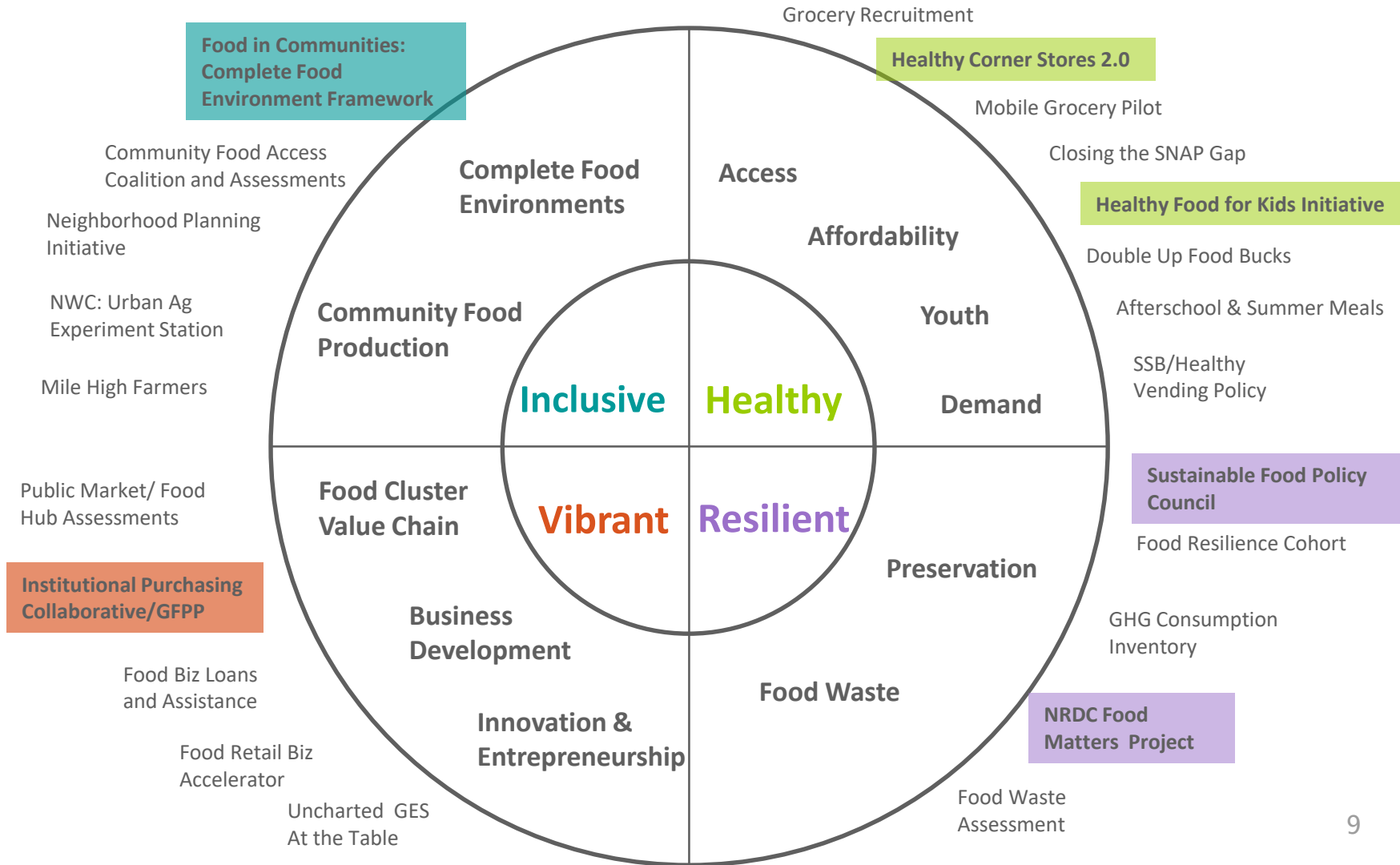
Resilient cities
require diverse and
environmentally
responsible food
systems

PRIORITIES

STRATEGIES

WINNABLE FOOD GOALS

SUPPORTING INDICATORS



Food Systems Team



**VISION
PILLAR**

INCLUSIVE

HEALTHY

VIBRANT

RESILIENT



Key DFV & Local Food System Metrics

25% food bought produced or manufactured in CO by local institutions

55% reduction of food insecure population

of communities reaching goals as “Complete Food Neighborhoods”

75% of youth eating at least 1 serving of fruits and vegetables/day

59% increase in local Denver food economy

Preserve 99 acres of Denver in active agricultural production

57% reduction in tons of food waste collected by City

Sustainable Food Policy Council

Our mission is to influence policy that fosters food security for all community members and promotes a healthy, equitable, and sustainable local food system with consideration for economic vitality and environmental impact.

1. Promote and Oversee Progress on the Denver Food Vision and Action Plan
2. Advise City on Food-Related Plans, Reports, and Programs
3. Provide Recommendations to the City on Regulations and Policies
4. Build public and political will to support innovation and positive policy changes within the food system.



SFPC Priorities

Committees

City Food Purchasing

SNAP Reform

Regional Food Infrastructure

Liaisons

Healthy Food for Kids Commission

Food in Communities project

Ex-Officios

DDPHE Food Systems Team

Denver Public Health

CSU Extension

Community Planning & Development

Denver Human Services

Good Food Purchasing Program

- Local Economies
- Environmental Sustainability
- Valued Workforce
- Nutrition
- Animal Welfare



Good Food Purchasing Program

1. Sustainable Food Policy Council
 - Working group from 2018-2019
2. Good Food Purchasing Coalition
 - Stakeholders from Five Value Areas
 - Support Policy Adoption, Education and Outreach
3. Conduct Baseline Assessment
 - Denver Sherriff, Summer Food Service & Child and Adult Care Food Program
 - Denver Public Schools
 - Private Institutions



Denver Food Matters

Prevention

- Consumer education
- Business education & engagement

Rescue

- Donation and policy streamlining
- Health Inspector education
- Rescue organization resource gap filling

Reduction

- Reforming food waste & composting policies
- Infrastructure improvements & expansion
- Collection expansion

Measuring the Outcomes



No Plate Left Behind
How to save food & help the community

FOOD DONATION
GUIDELINES
FOR LICENSED FOOD FACILITIES



Zero Waste Restaurant Challenge

Prevention

Donation: Very few restaurants were able to donate food.

Compost: Free compost service

Behavior Change: 6 out of the 8 participating restaurants plan to continue to compost.



Food in Communities

- 3 Year regional project with DDPHE, TCHD, JCPH
- Engages **community members, organizations, and public agencies** to identify opportunities to increase equitable **access to healthy, affordable, and cultural food** at the neighborhood level
- SW Adams County, Wheatridge/S Arvada, Sheridan Corridor/ W Colfax, NW Aurora/E Colfax areas
- Neighborhood engagement, food policy council support, funding projects led by communities



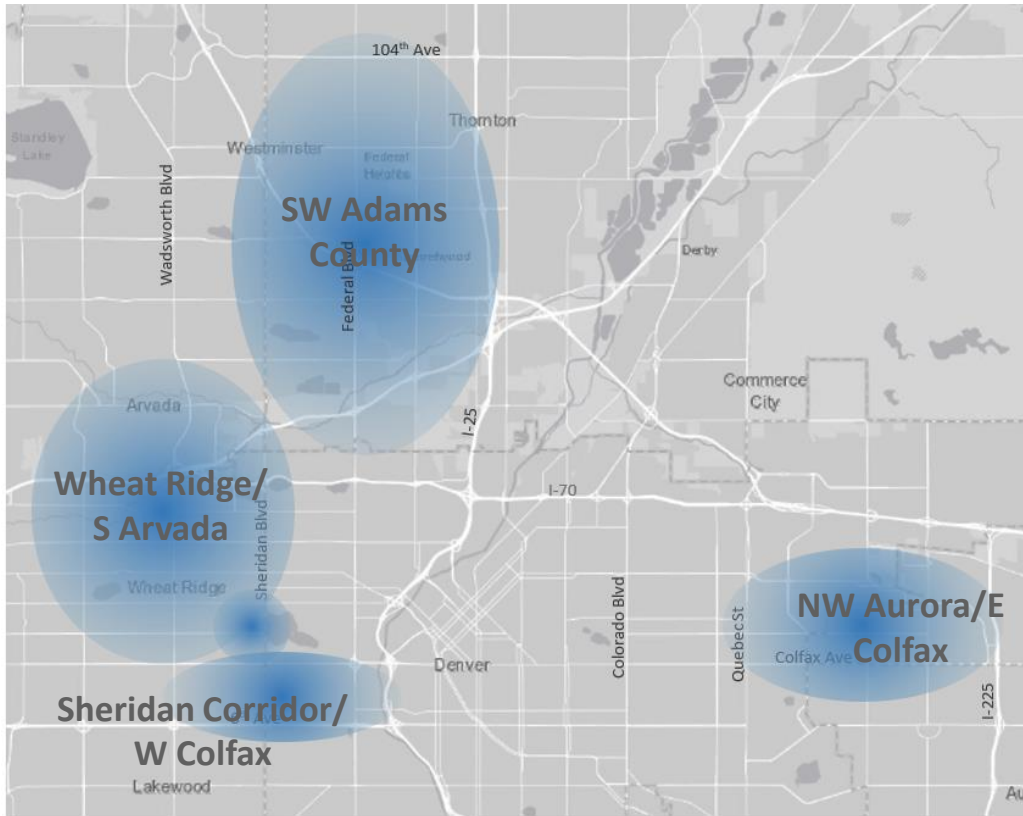
DENVER
PUBLIC HEALTH &
ENVIRONMENT

JEFFERSON
COUNTY COLORADO
Public Health

Tri-County
Health Department

Funding provided by the Cancer, Cardiovascular, and Chronic Pulmonary Disease Grants Program

Food in Communities: Focus Areas



- Setting specific priorities with community
- Collaborating with a Regional Food Policy Councils
- Action planning & pilot projects
- Action plan implementation
- Capacity building and technical assistance for community stakeholders
- Regional and local convenings and trainings
- Evaluation



DENVER
PUBLIC HEALTH &
ENVIRONMENT

JEFFERSON
COUNTY COLORADO
Public Health

Tri-County
Health Department

Funding provided by the Cancer, Cardiovascular, and Chronic Pulmonary Disease Grants Program



Healthy Food for Denver's Kids Initiative

- Citizen-initiated ballot measure approved by voters in November of 2018
- Sales and use tax (0.08%) to establish a fund for healthy food and food-based education for Denver's youth
- Approx. \$11 Million collected in 2019
- Tax will sunset December 31, 2028

Healthy Food for Denver's Kids: Ballot Initiative 302

Funds to primarily serve low-income and at-risk youth by providing:

- Access to healthy meals and snacks
- Hands-on education and public health programs associated with
 - Farming and gardening
 - Cooking and home economics
 - Nutrition and healthy eating
- Local food preference funding



Healthy Corner Stores & Food Businesses

Funded by Colorado Health Foundation 2014 – 2018

Goals:

- market healthy food in corner stores
- support small grocers to sell more fresh food
- Encourage youth and adults to purchase and eat healthier foods

Lessons Learned:

- Distribution
- Pricing/Affordability
- Store Infrastructure
- Store Owner Capacity
- Customer Demand
- Navigating City Systems



Denver City & Select Institutions Spend on Food

	Total Spend
Denver Sherriff's Office	\$ 3.2 M
Boulder Valley School District	\$ 3.5 M
Denver Public Schools	\$ 17.7 M
University of Denver	\$ 3.3 M
Denver Office of Children's Affairs	\$ 275,000
Denver Museum of Nature & Science	\$ 1.7 M
Centura (SAH, OrthoColorado)	\$ 4.7 M
Totals	\$ 30.9 M/year

Denver Agencies Local : \$3.26M total, 22% in 2018

Denver Food Budget (2020)

- OCA: \$225,879 for 179,558 meals in summer meals
- HFDK: ~\$12M, 2 FTEs, evaluation
- Housing Stability: \$10k for emergency food & shelter
- DDPHE: 5 FTEs, \$2.35M over 2 years for 3 programs (FIC, GFPP, Food Matters)
- DPS: \$42.5M for Food Services, funding 65% FRL and ~31.4K breakfasts & ~46.6K lunches daily & 700+ staff





What's Next:
Food Vision Progress Tracker
Updated Maps
New Policies

Contact Information:
Laine Cidlowski
Laine.Cidlowski@denvergov.org