

Denver Police Department

Vision Zero Efforts



Questions from Committee

1. DPD grant funding and restrictions
2. Historical FTE level for past 5 – 7 years & stops/warnings/citations
3. Role of human enforcement in Vision Zero
4. DPD's approach to Vision Zero

Pre – Vision Zero

- DPD Traffic Focus
 - Crash Investigation
 - Locations and occurrences
 - Basic data analysis
- Enforcement
 - High crash locations
 - School zones
 - 311 Requests
 - Grant directed activities
- Community Outreach
 - DPD involved / designed
 - DPD venues and audiences

Present

- Vision Zero is Overarching Philosophy for Traffic Activity
 - DPD Strategic Plan
 - VZ Committees / Work Groups
 - DPD greater than 50% of actions items
 - Enforcement prioritization of VZ core principles
 - Investigative focus on causation and attendant circumstances
 - Coordinated Road Safety Assessments through *Rapid Response*
 - Strategic deployment of resources
 - Coordinated messaging & Common language
 - Data sharing
 - CDOT Grants

DENVER POLICE DEPARTMENT

STRATEGIC PLAN 2019-2023

Preventing Crime & Treating People with Respect



Reducing Social Harms




- Mental Health
- Substance Abuse
- Fear of Crime
- Multimodal Transportation

Precision Policing



- Identify Neighborhood-Specific Issues
- Focused Enforcement Efforts
- Domestic Violence Prevention Program

Taking Care of the People Who Take Care of the People



- Resilience & Wellness Programs
- Improving Work/Life Balance

Public Safety Branding



- Increase Public Information
- Decrease High-Frequency Crimes
- Increase Prevention Efforts

Mutual Support

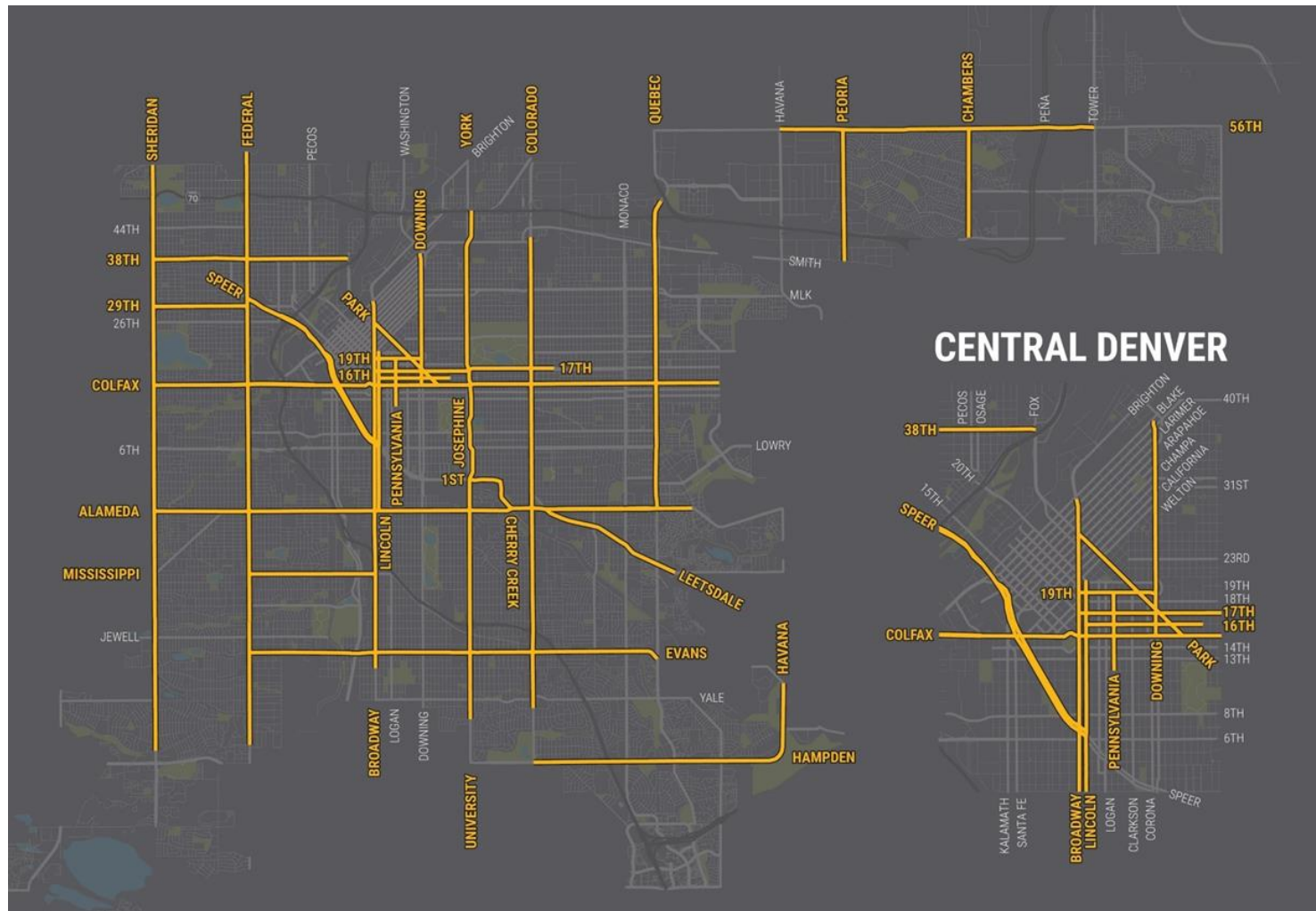


Integration

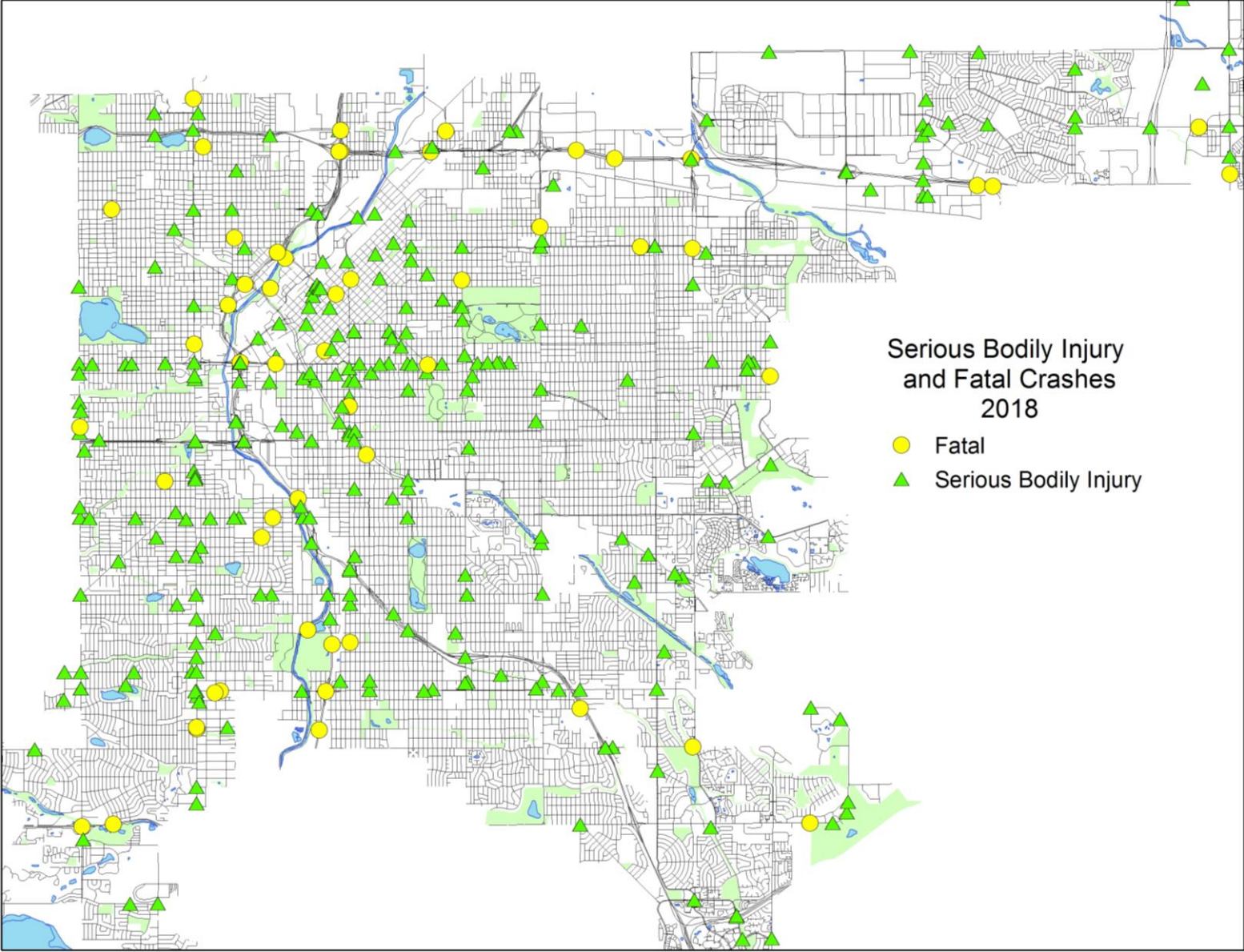
Present Continued

- DPD Traffic Focus
 - Crash Investigation
 - Weighted analysis on focus “Areas / Corridors”
 - Causal focus (Primary & Contributing factors)
- Enforcement
 - Assigned area enforcement related to crash causation
 - School zones & 311 requests addressed through analysis (NET, Tech Tools)
 - Grant directed activities with nexus to High Injury Network (H.I.N.)
- Community Outreach
 - Coordinated (Internal & External partners)
 - Inclusive (Vulnerable Road Users & Drivers)
 - Expanded & Strategic outreach
 - Vision Zero partners, events, DPS, VZ tent, etc.

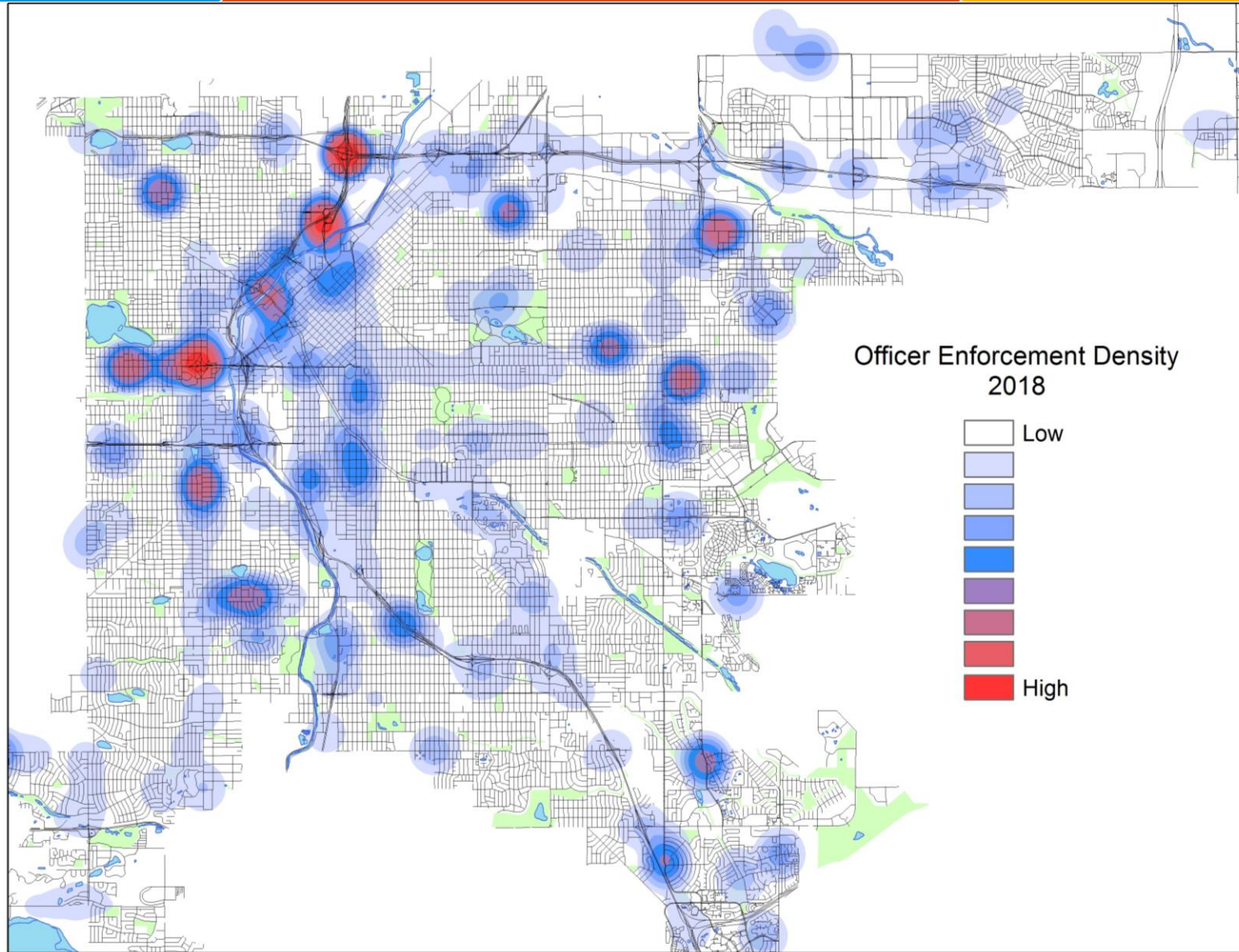
High Injury Network (H.I.N.)



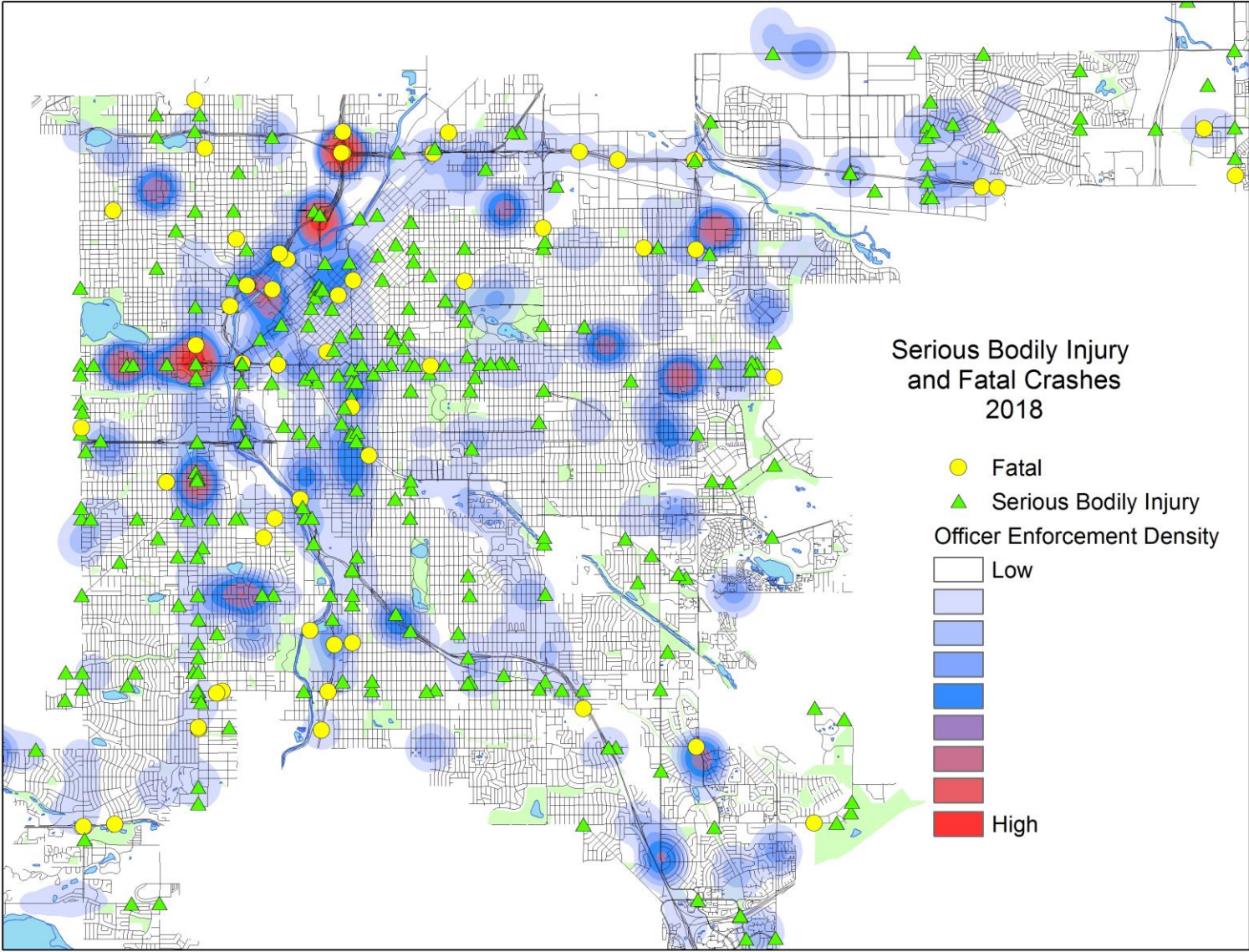
Crash Data



Enforcement



Combined

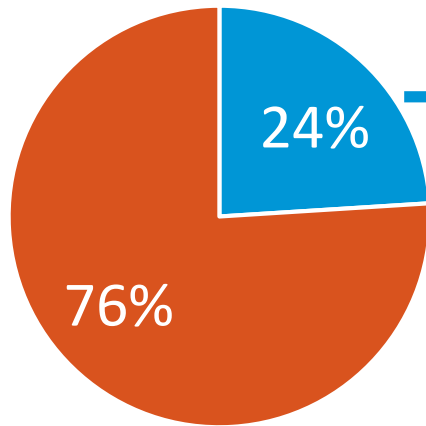


Future

- Improved data (new State crash report)
- Improved data accuracy
 - Electronic transfer of crash reports
 - Electronic ticketing enabling accurate statistics
- Timely data analysis and sharing
- Outreach to underserved communities
 - Homeless (direct contact through community partners, service providers)
- Increased Rapid Response
 - Expand & Improve Rapid Response

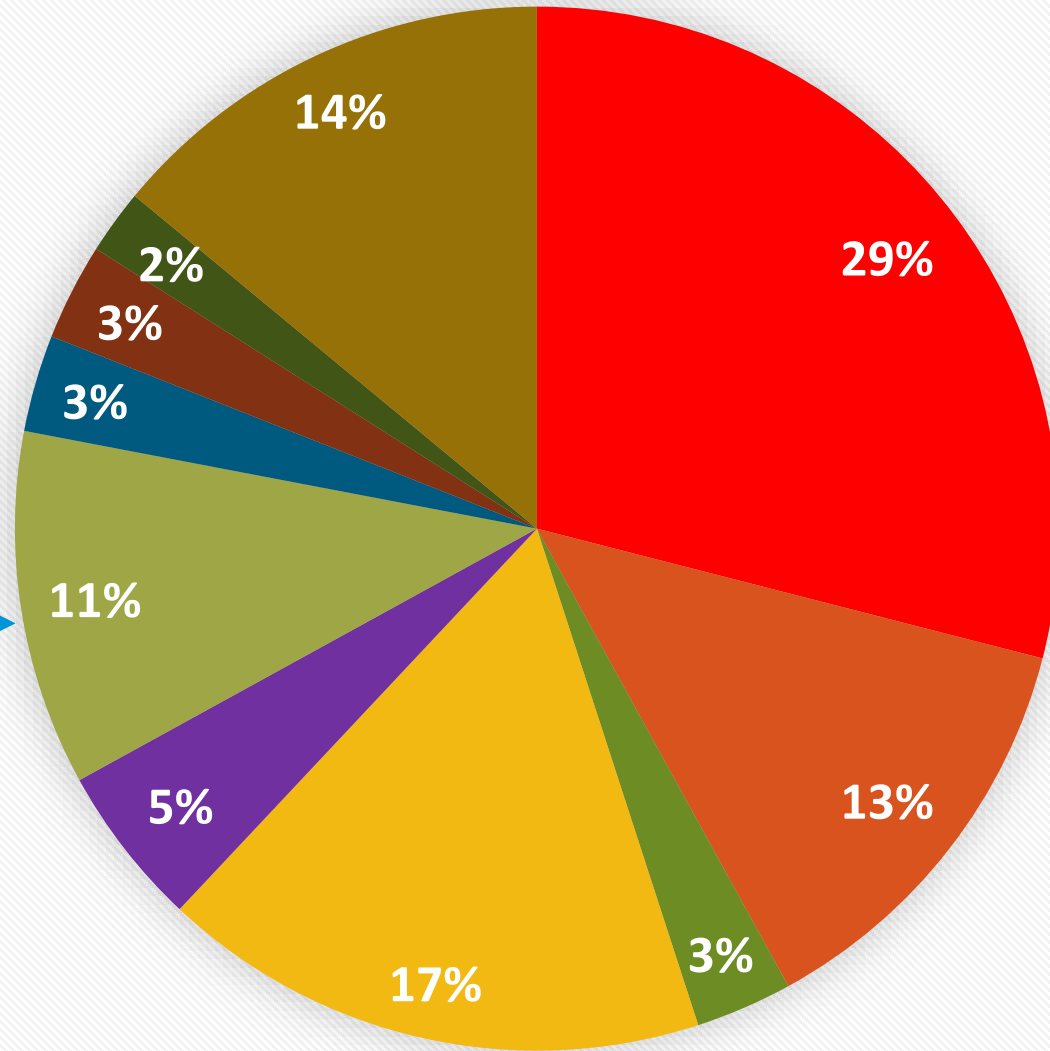
2017

SBI Crashes



- Pedestrian SBI Crashes
- Other SBI Accidents

Causal Factors



- Mid-Block
- Disobey Pedestrian Signal
- Boarding/Alighting Bus
- Left Turn
- Parking Lot
- Due Care
- Vehicle Leaving the Roadway
- Red Light
- Right Turn
- Other

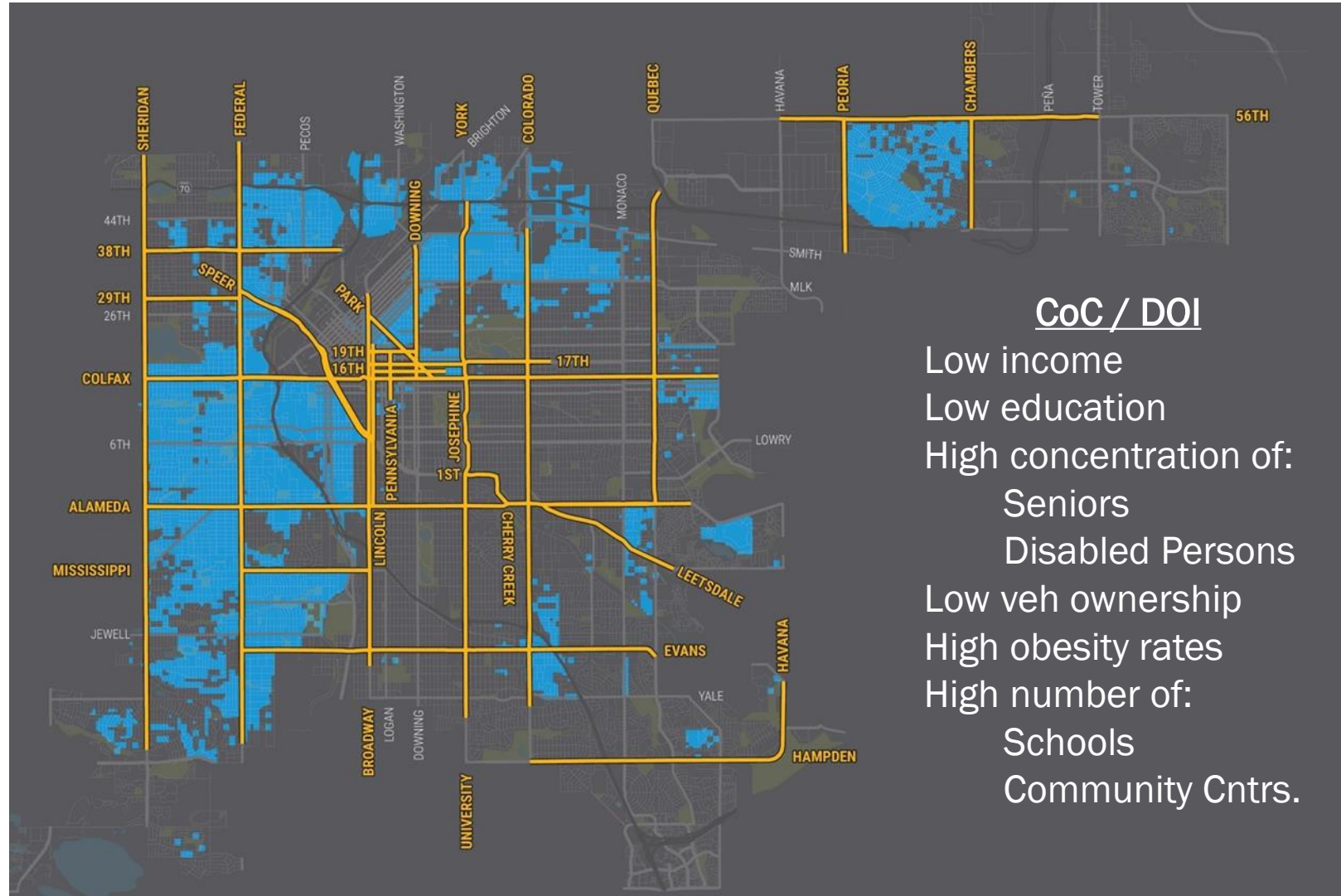
Video Analysis



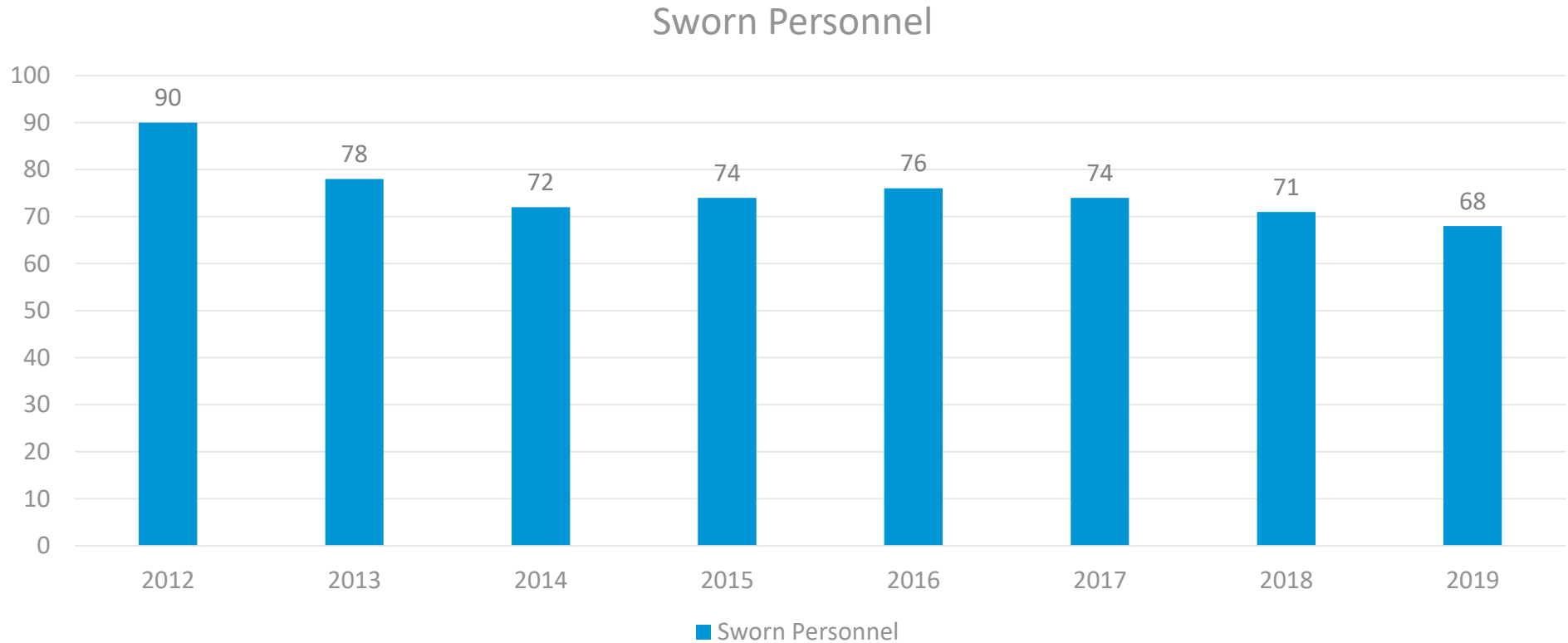
Human Enforcement Role

- Strategic deployment
 - Weighted scoring
 - High Injury Network
- Causal based enforcement
 - Crash causing violations
 - Equitable approach
 - Proportional action (Contact Emphasis)
 - Not focused on citation numbers (No Zero Tolerance)
 - Officer discretion intended to change behavior in least stringent manner
- Vision Zero messaging
 - Flyers, cards, media, social media

Communities of Concern

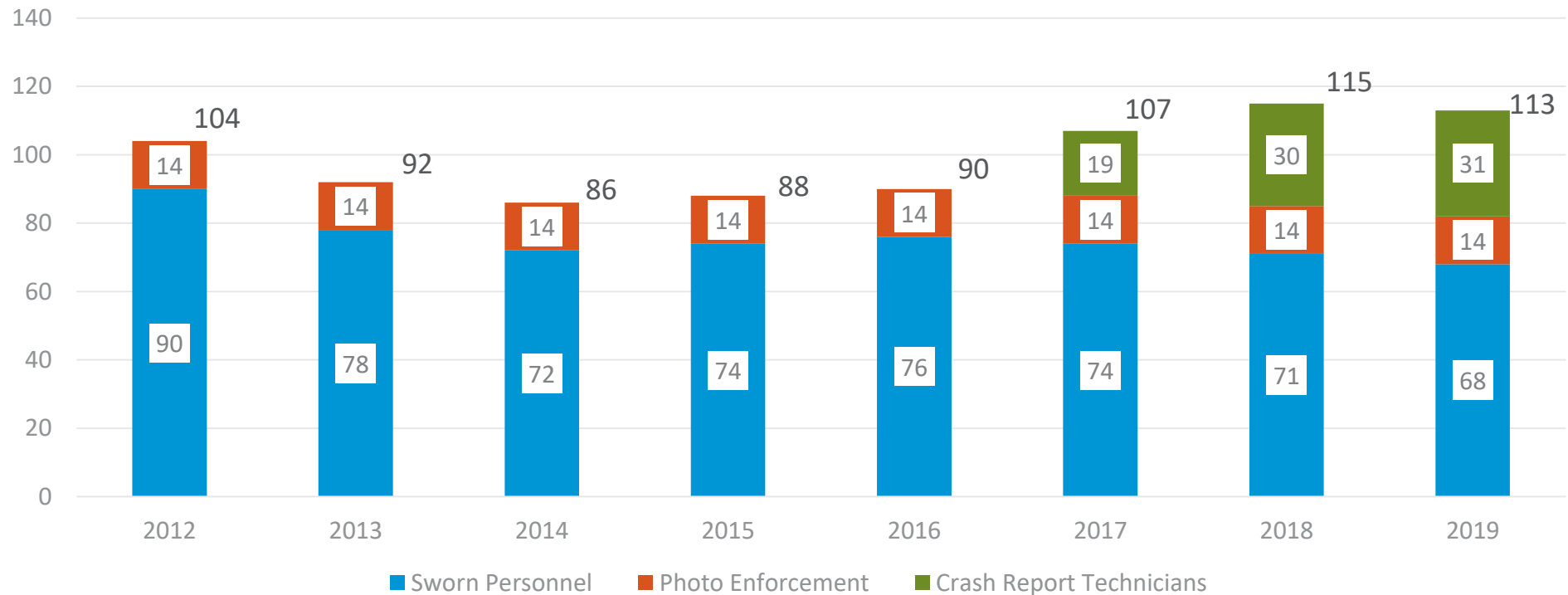


Historical FTE



Historical FTE + Force Multipliers

Traffic Operations Personnel



Realignment 2013

- Realignment reorganized and redeployed personnel to focus on the mission of crime prevention.
- In 2013, officers were reassigned from Traffic Operations to the Patrol Districts, allowing individual Commanders to address unique traffic crash and traffic enforcement issues.
- Traffic Operations coordinates with District Commanders concerning Vision Zero initiatives, enforcement priorities, and community outreach.
- Community Resource Officers participate in Pedestrian Safety Education Outreach.

Quick Reaction - Message Boards



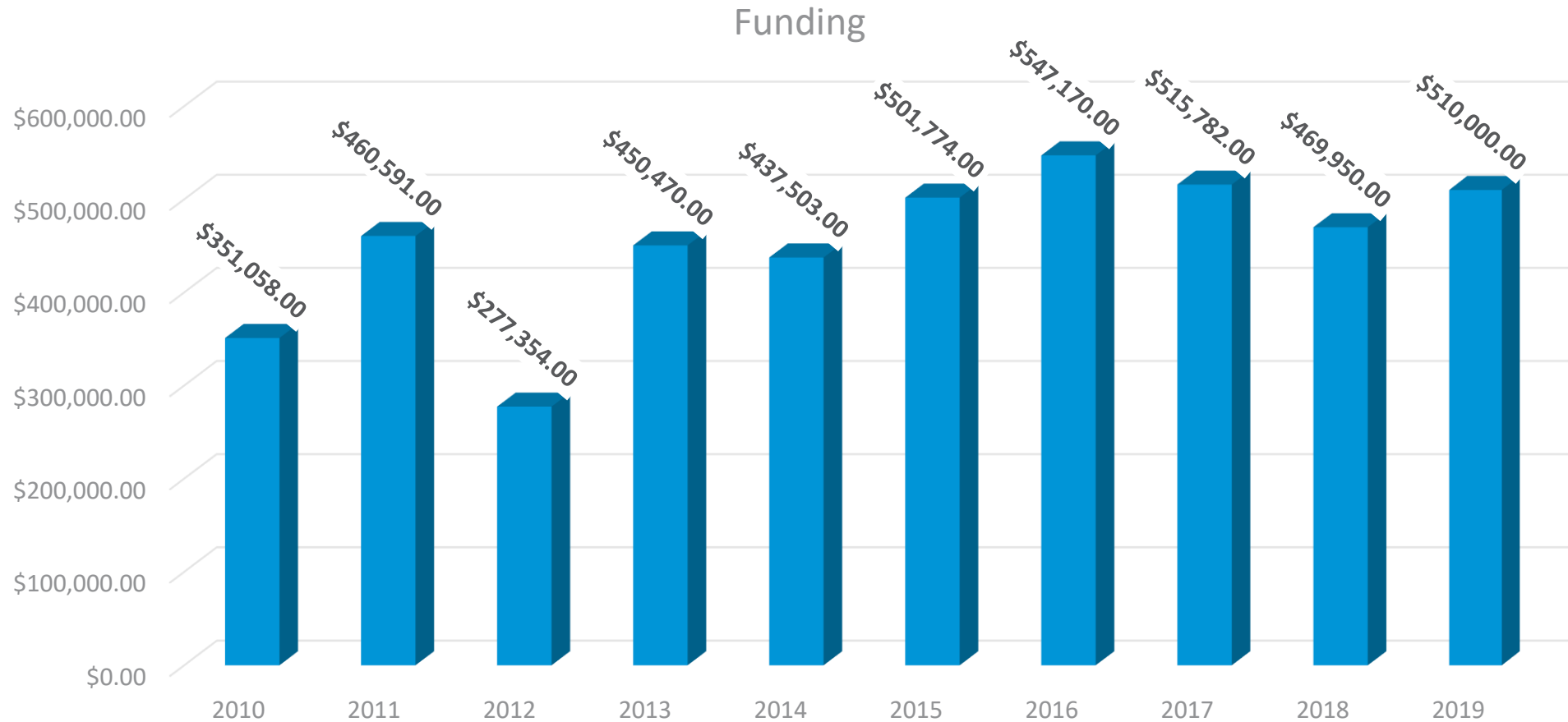
Traffic Technology Resources

Unit	VMB	PMD	Speed Trailer	Stealth Box	SMART Board
Traffic	4	7	8	4	6
District 1	1		1		2
District 2	1				2
District 3	2		1		6
District 4	1		2		1
District 5	1		1		2
District 6	1				2

Citations & Warnings

Class 2 Citations and Warnings			
	2017	2018	2017 to 2018 % Change
Traf Cit/Warn	41,682	46,709	12%
Traf Cit Only	39,360	42,932	9%
All Cit/Warn	79,775	80,869	1%
All Cit Only	63,056	63,003	0%
% Traf Cit/Wrn	52%	58%	11%
% Traf Cit Only	62%	68%	9%

Historical Grant Funding (CDOT)– Officer Overtime for Traffic Related Activities



Grant Requirements 2019


Grant Name	Source	Amount	Purpose
Click It Or Ticket	CDOT	\$5,000.00	Pays for officer overtime for seatbelt enforcement
Distracted Driving	CDOT	\$50,000.00	Pays for officer overtime for distracted driving enforcement
Auto Pedestrian Safety	CDOT	\$85,000.00	Pays for officer overtime for auto pedestrian safety at cross walks
Driving Under the Influence	CDOT	\$300,000.00	Pays for officer overtime for DUI/D enforcement
Highway Grant	CDOT	\$70,000.00	Pays for officer overtime for highway speed enforcement

Grant Results 2017 & 2018

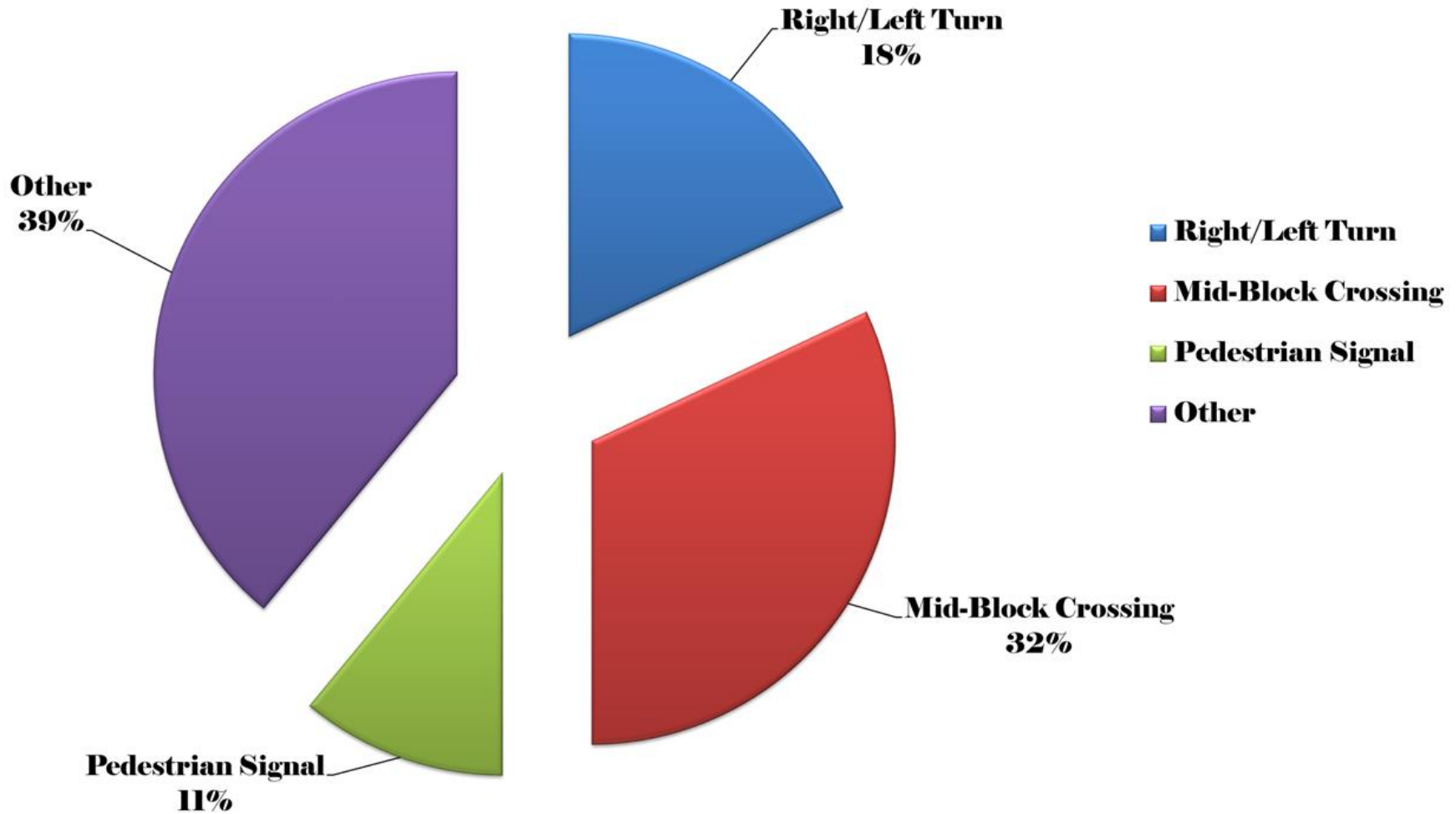
Grant Name	Contacts	Citations / Arrests	Warnings
Click It Or Ticket	2018: 120 2017: 80+	2018: 113 / 1 2017: 80 / 0	2018: 7 2017: 0
Distracted Driving	2018: 744 2017: 1,247	2018: 510 / 3 2017: 824 / 12	2018: 234 2017: 423
Auto Pedestrian Safety	2018: 11,388 2017: 9,969	2018: 477 / 7 2017: 287 / 9	2018: 10,904 2017: 9,673
Driving Under the Influence	2018: 1,980 2017: 2,497	2018: 680 / 272 2017: 1,099 / 277	2018: 16 2017: 12
Highway Grant	2018: 2,889 2017: 3,404	2018: 2,879 / 10 2017: 3,389 / 15	2018: 52 2017: 64

Pedestrian Safety Education Grant

- Identify predominant pedestrian crash causes
 - Breakdown into major preventable categories
 - Start with determined categories
- Address both driving and walking behaviors
 - We are all pedestrians at some point in the day



Serious Pedestrian Crash Causes



Pedestrian Safety Education Grant

Facilitated Discussions

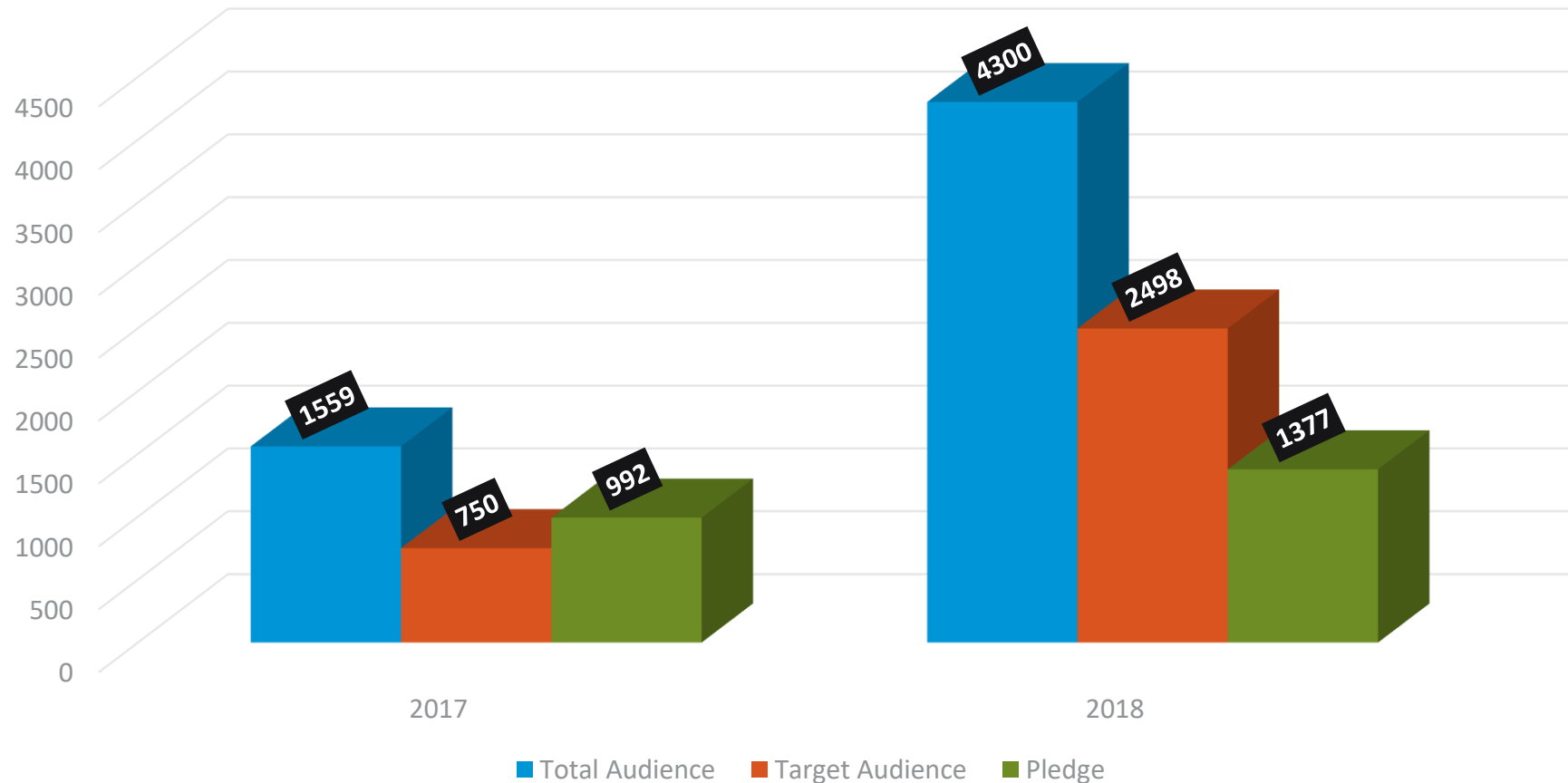


Events



Pedestrian Safety Education Grant Results

Audience / Pledge



Grant Focus Integration

- CDOT
 - Statewide program “Moving Toward Zero”
 - Supports Denver’s Vision Zero program
- All CDOT grants support some aspect of the Vision Zero Action Plan
- Planning for grant operations includes analysis of:
 - High Injury Network
 - Crash Trends
 - Causal Factors
 - Communities of Concern
- Grant operations include media and social media messaging consistent with Vision Zero objectives

Conclusion

Vision Zero is the overarching philosophy guiding traffic operations for the Denver Police Department.

All enforcement and community outreach have a nexus in the Vision Zero goals.

Grant operations are conducted with a foundation in the Vision Zero objectives.