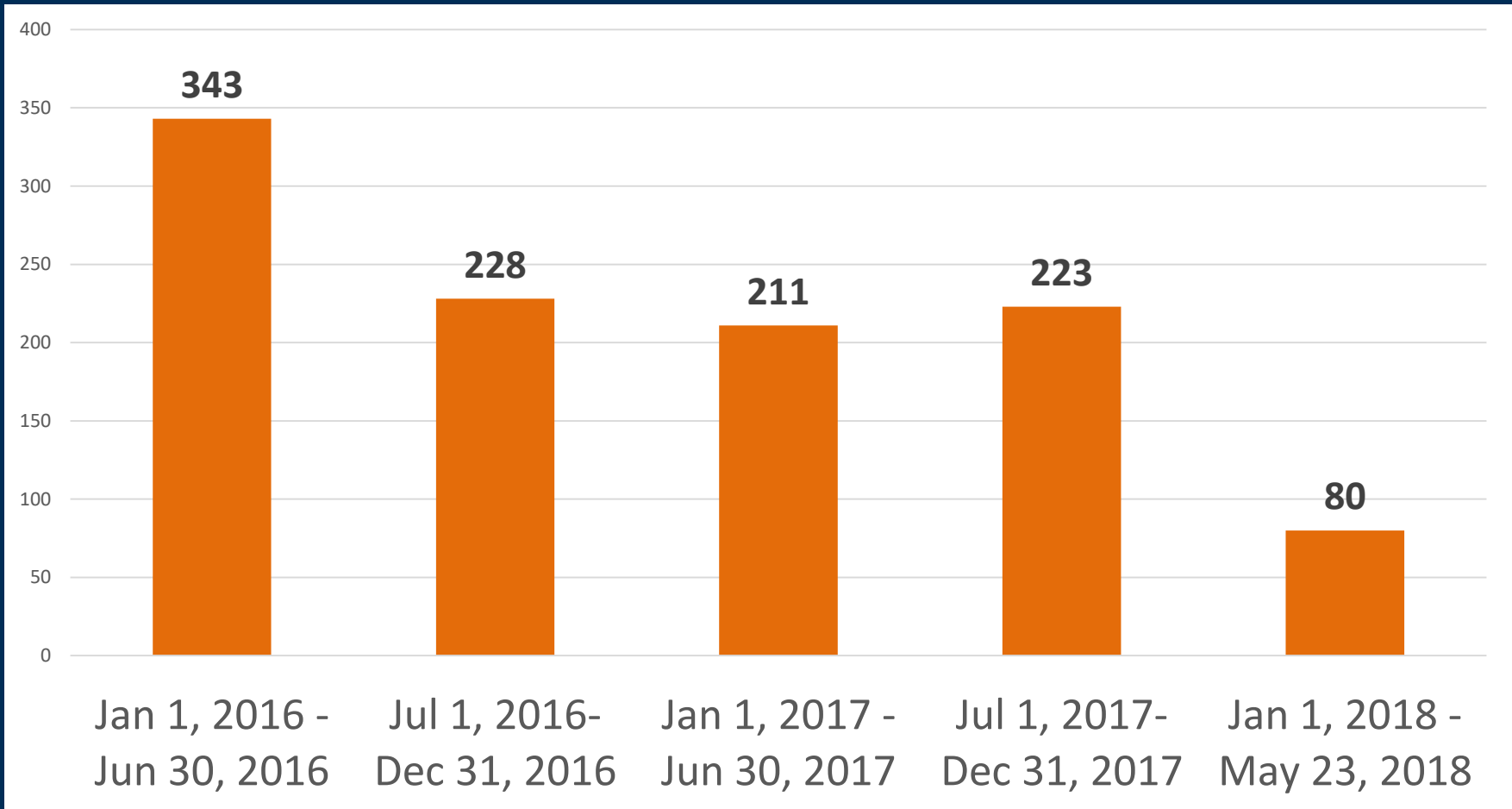
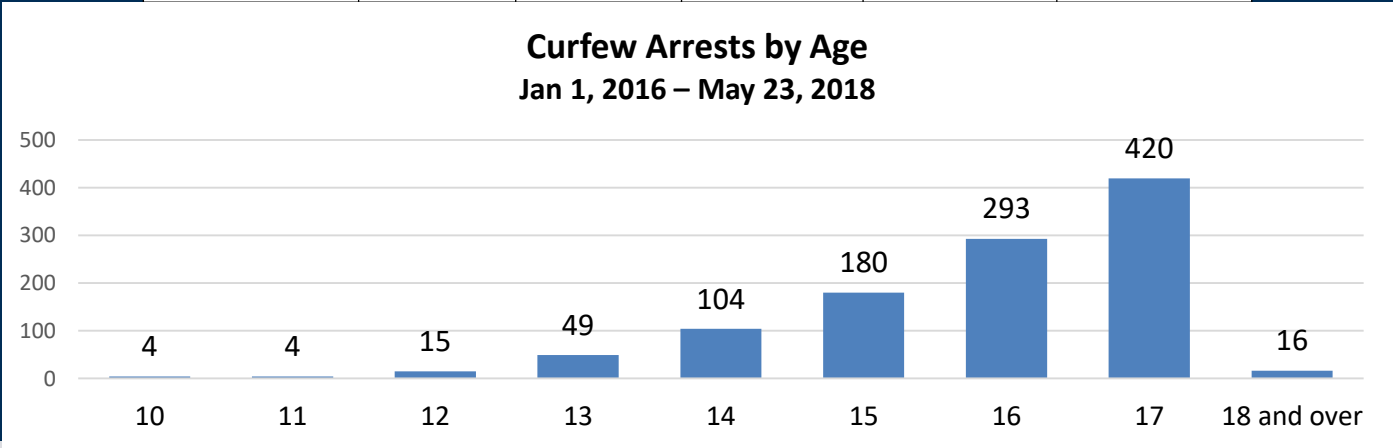

Safe House Committee Curfew Briefing

Curfew Arrests

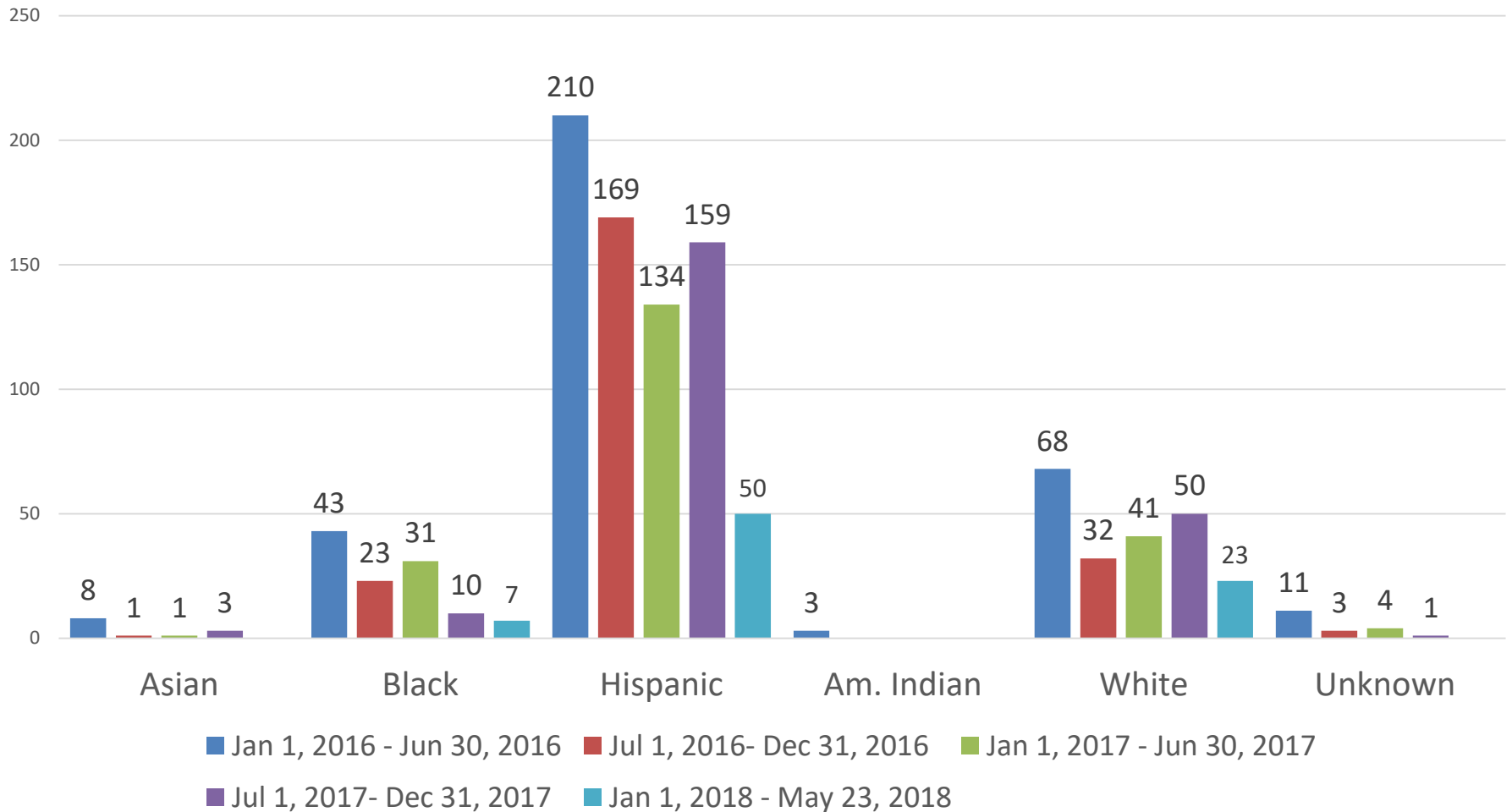


Curfew Arrests By Age

Age	Jan 1, 2016 - Jun 30, 2016	Jul 1, 2016- Dec 31, 2016	Jan 1, 2017 - Jun 30, 2017	Jul 1, 2017- Dec 31, 2017	Jan 1, 2018 - May 23, 2018
10	1		2	1	
11		3	1		
12	2	5	4	4	
13	11	9	17	12	
14	31	21	21	25	6
15	63	33	36	31	17
16	83	60	59	70	21
17	152	96	70	74	28
18 and over		1	1	6	8
Total	343	228	211	223	80



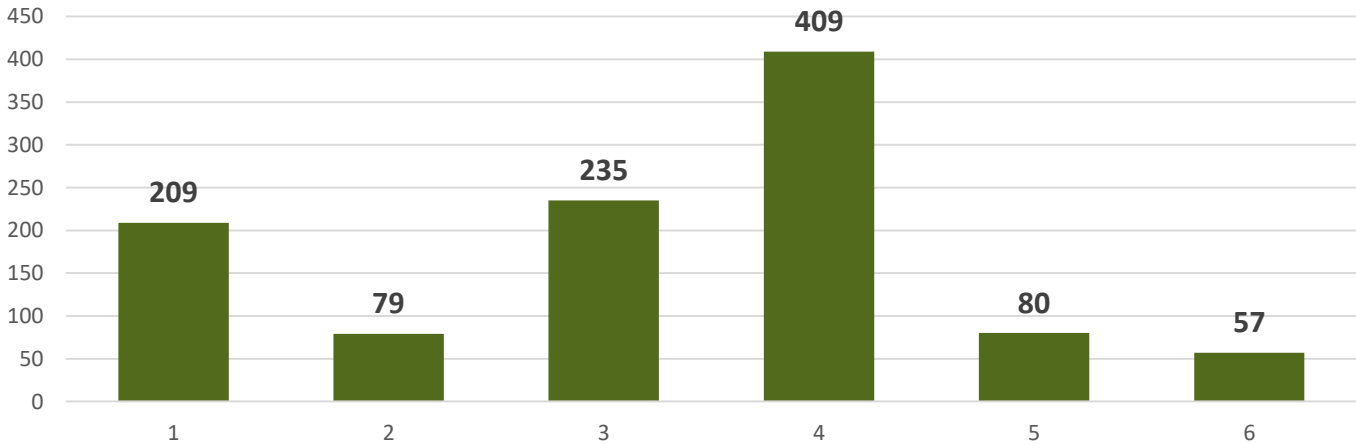
Curfew Arrests by Race/Ethnicity



Curfew Arrests By Police District

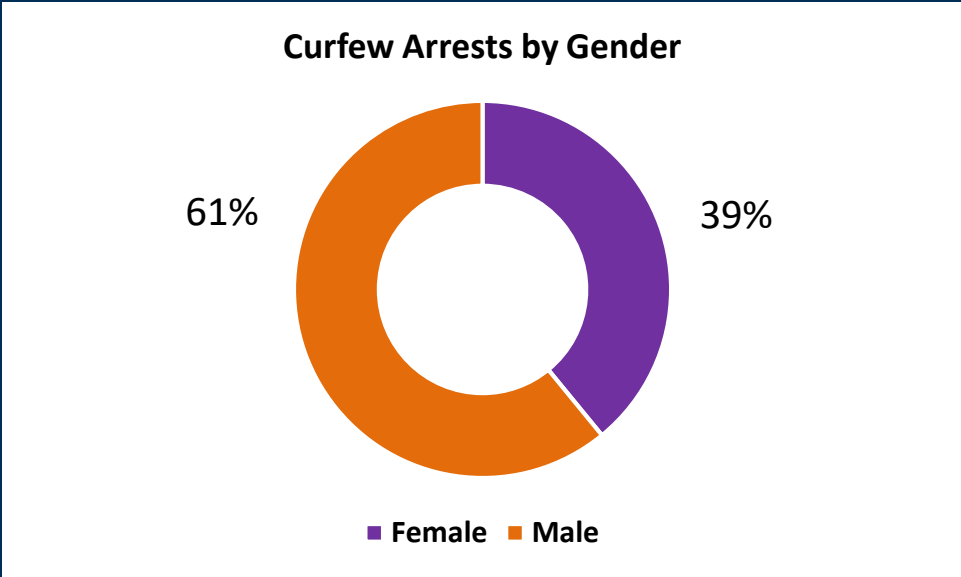
District	Jan 1, 2016 - Jun 30, 2016	Jul 1, 2016- Dec 31, 2016	Jan 1, 2017 - Jun 30, 2017	Jul 1, 2017- Dec 31, 2017	Jan 1, 2018 - May 23, 2018
1	65	47	42	41	14
2	31	3	17	28	
3	96	62	42	26	9
4	102	83	78	104	42
5	40	13	15	8	4
6	7	11	16	12	11
Unknown	2	9	1	4	
Grand Total	343	228	211	223	80

**Curfew Arrests by Police District
Jan 1, 2016 – May 23, 2018**



Curfew Arrests By Gender

Gender	Jan 1, 2016 - Jun 30, 2016	Jul 1, 2016- Dec 31, 2016	Jan 1, 2017 - Jun 30, 2017	Jul 1, 2017- Dec 31, 2017	Jan 1, 2018 - May 23, 2018
Female	141	81	81	94	27
Male	202	147	130	129	53
Grand Total	343	228	211	223	80



The below arrests were processed by officers participating in the curfew program

2016 = 416 out of 571 total arrests

2017 = 342 out of 434 total arrests

2018 = 80 arrests thru May 23rd, 2018

All curfew violators are not processed through the Curfew Program/Safe Nights. During the times in which the program is not in effect, violators are cited by district personnel and transported home. The program runs from April thru September. The officers involved in the program are responsible for initiating contact with suspected violators while also responding to requests from patrol personnel.