



---

# Comprehensive Plan 2040 and Blueprint Denver Annual Reports

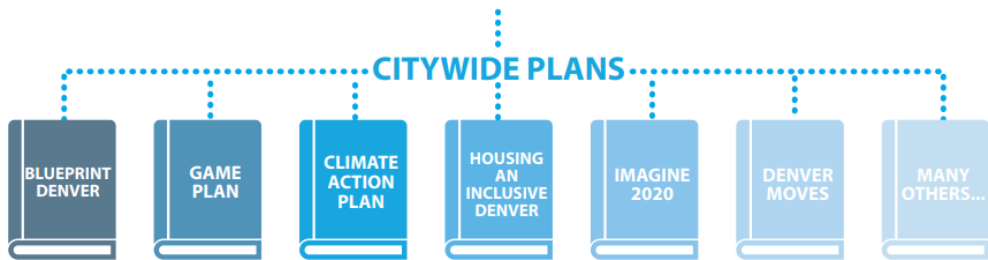

Land Use, Transportation and Infrastructure Committee  
March 23, 2021

# Agenda

- Overview of Annual Reporting
- Tracking Implementation
  - Highlights
  - Work Underway
- Questions



# Overview



*In 2040, Denver is an equitable, inclusive community with a high quality of life for all residents, regardless of income level, race, ethnicity, gender, ability or age.*



*In 2040, Denver's neighborhoods are complete, unique and reflective of our diverse history.*



*In 2040, Denver is connected by safe, high-quality, multimodal transportation options.*



*In 2040, Denver is a global city with a robust economy that reflects the diversity of our community.*



*In 2040, Denver is a thriving, sustainable city connected to nature and resilient to climate change.*




*In 2040, Denver is a city of safe, accessible and healthy communities.*



**DENVER**  
THE MILE HIGH CITY

# Blueprint Denver: Vision for an Inclusive City



## An Equitable City



Planning for equity and guiding change to benefit everyone

## A City of Complete Neighborhoods and Networks



Connecting Denverites to all of their daily needs

## An Evolving City



A measured, common-sense approach to where growth should go and how it should fit in



# Overview: Annual Reports Background

- Plan guidance for implementation, annual reporting, and updates

*Comprehensive Plan 2040 (p. 23)*

## TRACKING OUR PROGRESS

For *Comprehensive Plan 2040* to stay relevant over time, it is vital to track our progress and report back to the community.

### Annual Updates

Community Planning and Development will lead multi-department updates on key implementation efforts that are active or complete. This will include assessing progress related to outcomes and the plan metrics. The annual assessment may also update the references to other city plans found within the document.

### Changes to the Plan

Annual tracking will help us assess our progress. Based on that assessment, the city may decide to update certain goals or supporting strategies. It is likely that a plan amendment will be needed within 5-7 years of adoption to keep the plan current and relevant.

COMPREHENSIVE PLAN 2040 | 23

*Blueprint Denver (p.59)*

- **Annual evaluations and metrics reporting:** Every year, Community Planning and Development (CPD) will measure outcomes related to the goals, policies, and strategies in the plan. For more on measurements, see the metrics in Chapter 2. CPD will report those findings and share information about progress and overall implementation of the plan. This includes working with other agencies to update the equity measurements and maps in Chapter 2 and to update the implementation matrix in Appendix E.

# Overview: Annual Reports Process

- Web-based reports
  - Executive summary with updated metrics, maps and key implementation efforts
  - Updated implementation matrices included with annual reports
- Multi-department effort led by CPD
  - DOTI, DDPHE, DEDO/NEST, DPR, DOF, HOST, CASR, AV
- Informational Item to Planning Board (2/17/21)

# Annual Report Links

[Comprehensive Plan 2040 Executive Summary and Annual Report 2021](#)

[Comprehensive Plan 2040 Implementation Matrix](#)

[Blueprint Denver Executive Summary and Annual Report 2021](#)

[Blueprint Denver Implementation Matrix](#)



# Implementation

# Tracking Plan Implementation

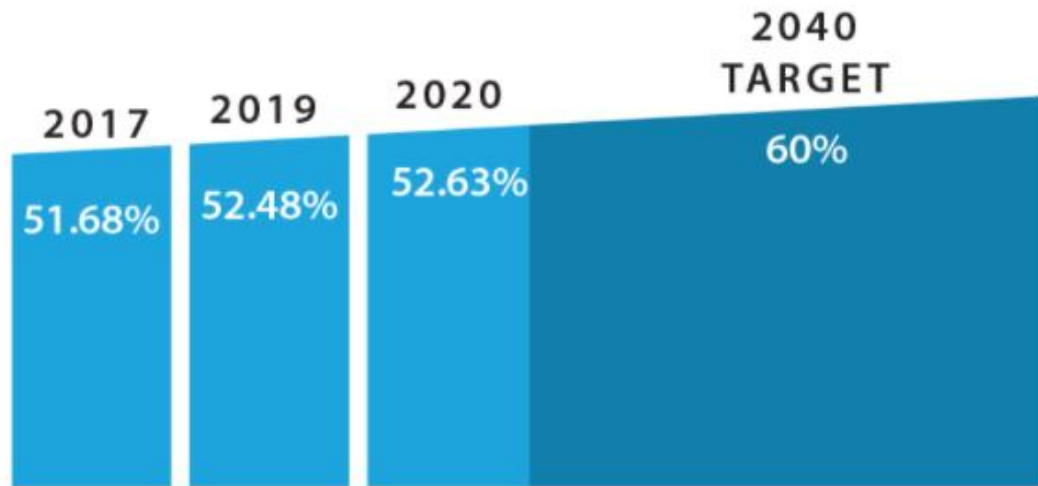
## Metrics

- 6 metrics for Comprehensive Plan 2040
- 7 metrics for Blueprint Denver plus detailed metrics for key equity concepts
  - Access to Opportunity
  - Vulnerability to Displacement
  - Housing and Jobs Diversity

## Blueprint Denver Map Updates – Adopted NPI or small area plans

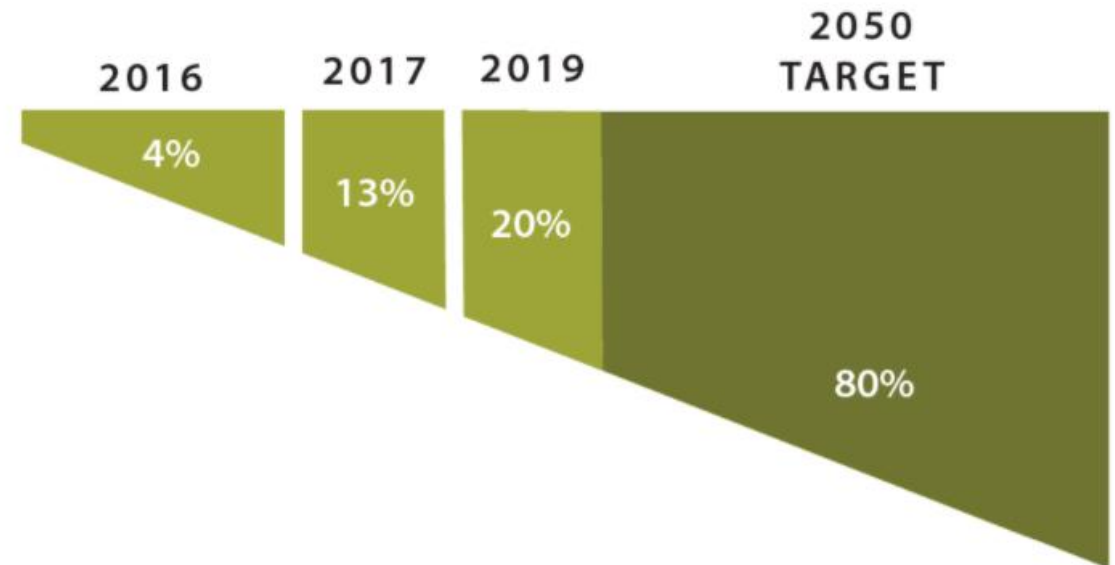
- Future Neighborhood Contexts, Places, & Street Types
- Modal Priority Maps

# Metrics Highlights - Comprehensive Plan 2040



## Innovative Jobs

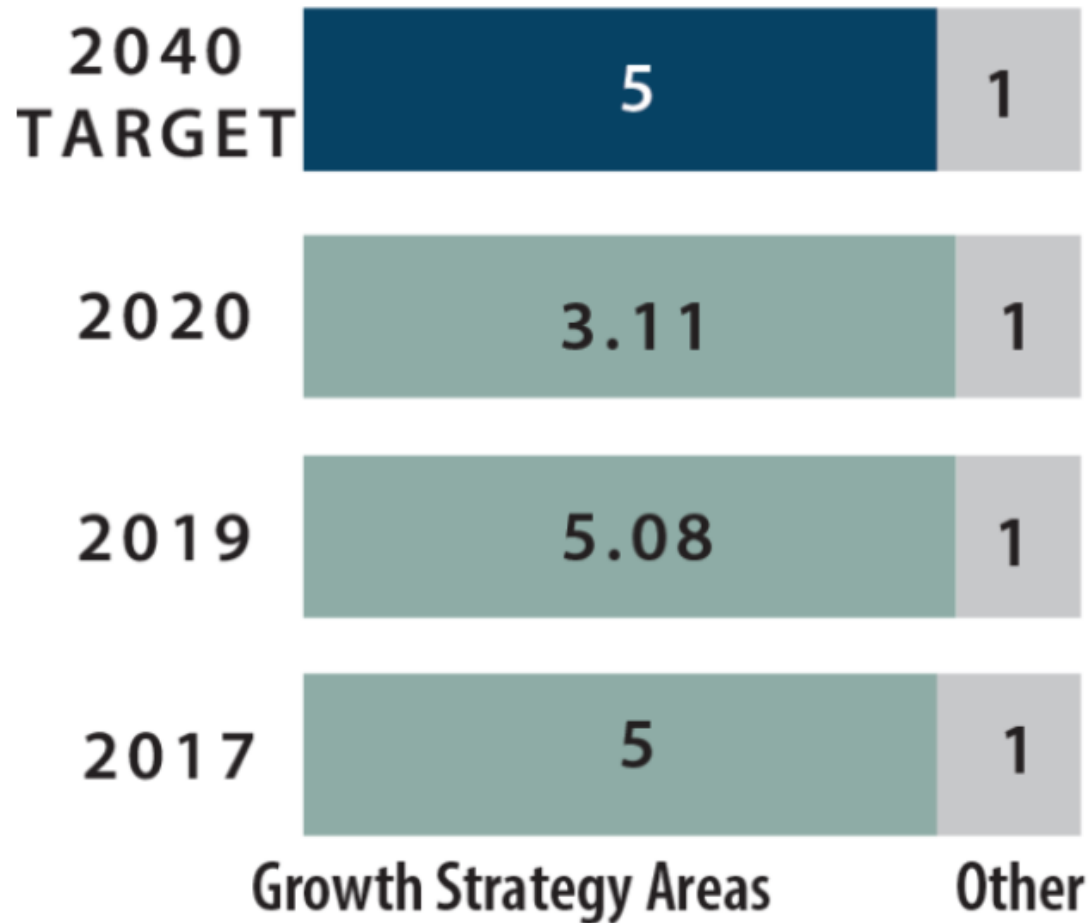
Jobs in diverse, innovative and growing economic sectors



## Carbon Emissions

The current climate goal aims to reduce emissions 80% by 2050 from a 2005 baseline.

# Metrics Highlights – Blueprint Denver

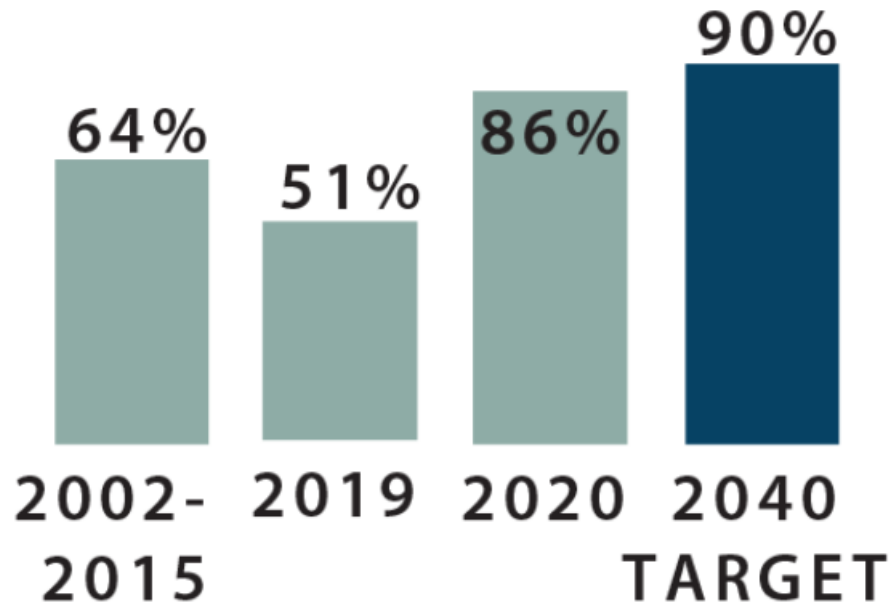


## Private Investment Ratio

Maintain or improve ratio of 5:1

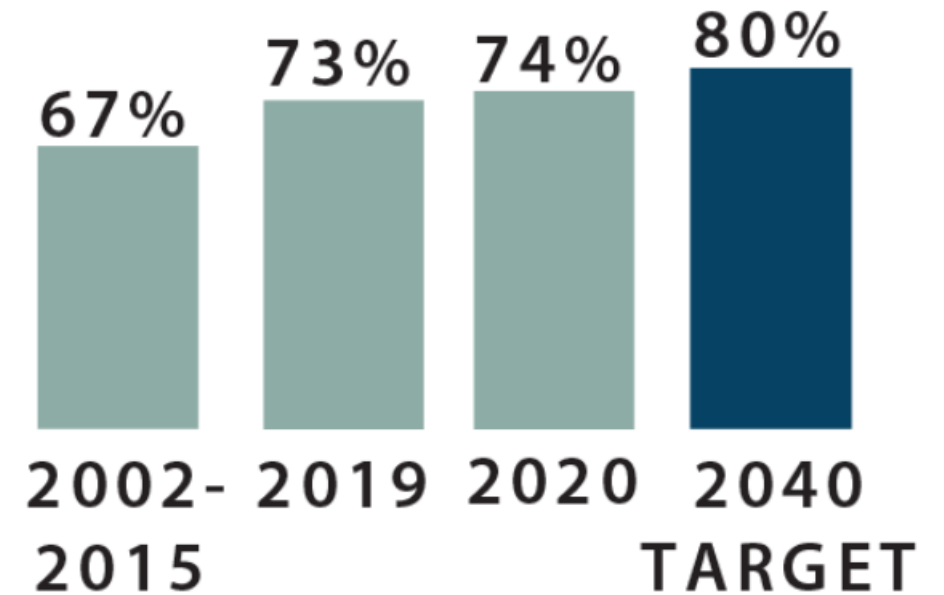
# Metrics Highlights – Blueprint Denver

## New Jobs in High Growth Areas



Percent of employment growth in the areas identified in Blueprint Denver's growth strategy (2-year data lag)

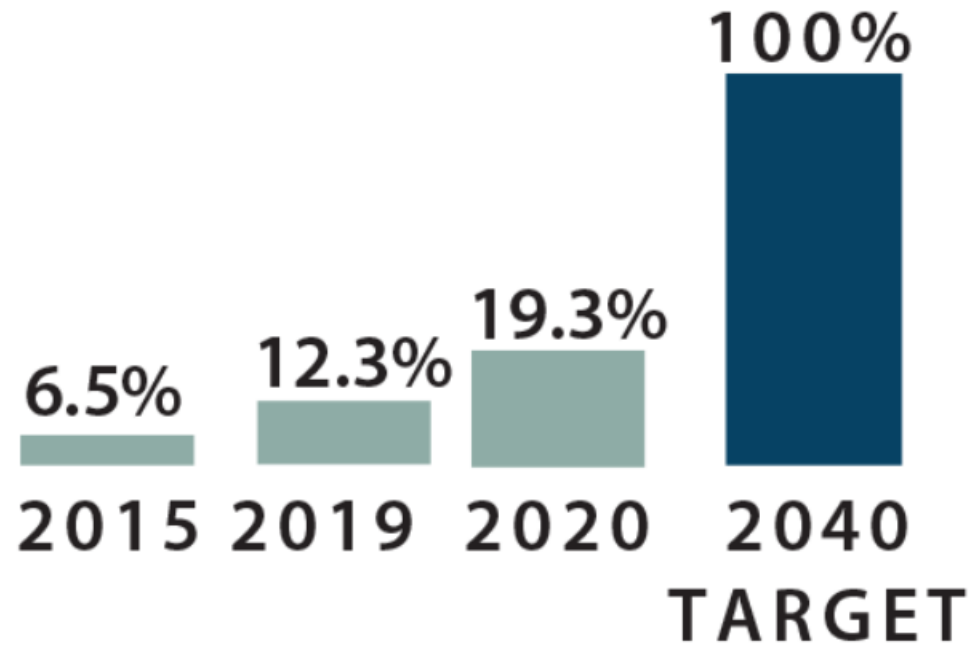
## New Housing in High Growth Areas



Percent of housing growth in the areas identified in Blueprint Denver's growth strategy

# Metrics Highlights – Blueprint Denver

## Historic Surveys and Pattern Books



Percent of the city area that has been surveyed by Discover Denver (or similar) and/or has an established pattern book



# Metrics Highlight – Blueprint Denver Equity Concepts

New feature: Clearer way to see changes over time

## Blueprint Denver Key Equity Concepts 2021

Introduction

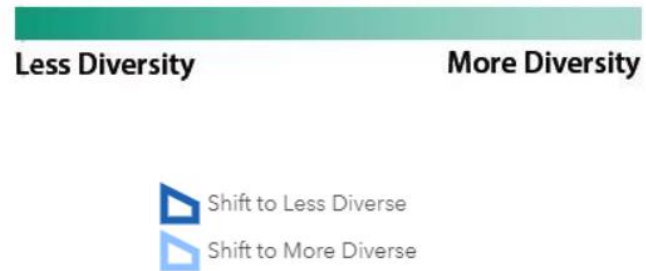
Access to Opportunity

Vulnerability to Displacement

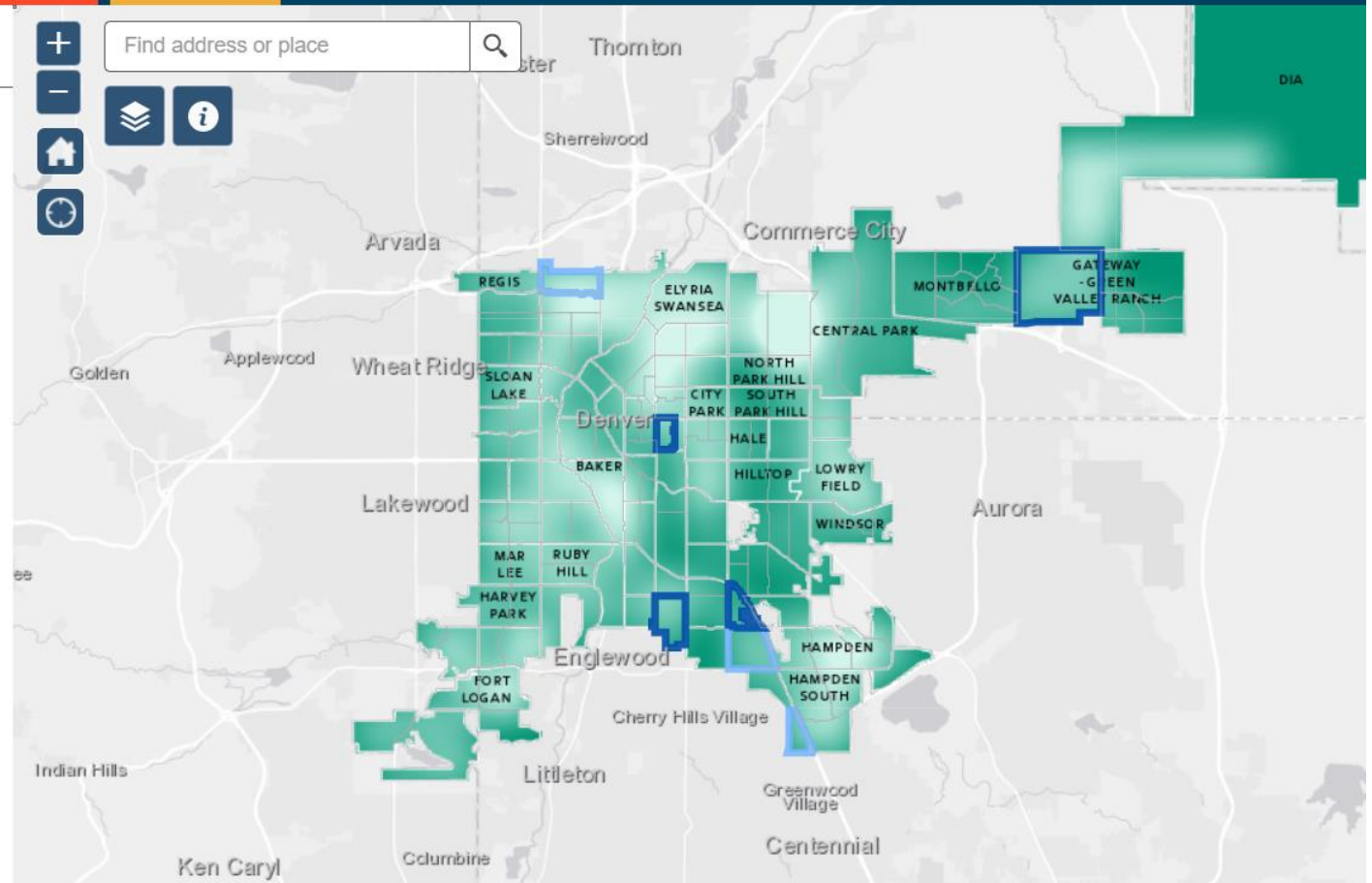
Housing Diversity

Jobs Diversity

## Housing Diversity 2021

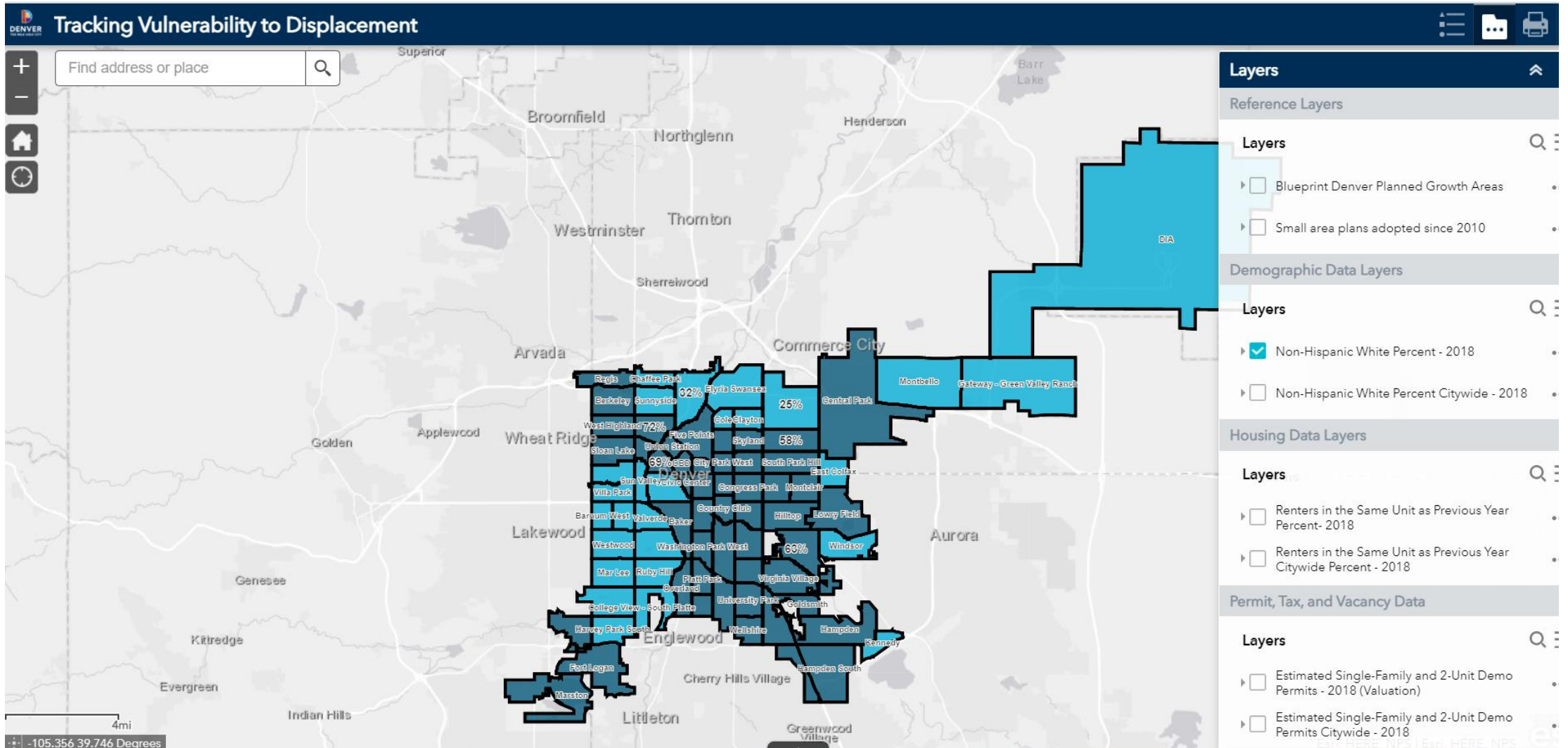


As a concept, “housing diversity” means a neighborhood can offer residents a variety of housing options to accommodate households of different ages, sizes and incomes.



# Metrics Highlight – Blueprint Denver Equity Concepts

## Tracking Vulnerability to Displacement Map Tool



# Blueprint Denver Map Updates: Highlights

- Loretto Heights Small Area Plan
- Neighborhood Planning Initiative (NPI)
  - East Central Area Plan
  - East Area Plan

# Implementation Efforts: 2021

- City Transportation Standards Update



- Strategic Transportation Plan



- Denver Moves: Transit Phase 2



# Implementation Efforts: 2021

- Small Business Emergency Relief Fund



- Building Code Update, Denver Green Code, Net Zero Energy Implementation



- Expanding Housing Affordability



- Love My Air program



# Questions?

David A. Gaspers, AICP  
Principal City Planner - Citywide Planning and TOD  
Community Planning and Development  
David.gaspers@denvergov.org