

0181A - GROCERY ITEMS

American Produce

Front Range Wholesale

Meadow Gold Dairy

Sysco Denver, Inc.

Item #

**Category 1 - Meat**

1-4

PRIMARY

SECONDARY

**Category 2 - Poultry**

5-8

PRIMARY

SECONDARY

**Category 3 - Fish and Seafood**

9-11

PRIMARY

**Category 4 - Eggs**

12

SECONDARY

PRIMARY

**Category 5 - Produce**

13-17

PRIMARY

SECONDARY

**Category 6 - Frozen Foods**

18-21

PRIMARY

**Category 7 - Canned and Dry Goods**

22-25

SECONDARY

**Category 8 - Bakery, Bulk & Prepared**

26-29

PRIMARY

SECONDARY

**Category 9 - Sauces, Condiments, Dressings & Oils**

30-33

SECONDARY

**Category 10 - Spices & Flavorings**

34-37

PRIMARY

SECONDARY

**Category 11 - Beverages**

38-41		PRIMARY		
-------	--	---------	--	--

**0181A - DAIRY ITEMS**

	<b>American Produce</b>	<b>Front Range Wholesale</b>	<b>Meadow Gold Dairy</b>	<b>Sysco Denver, Inc.</b>
--	-------------------------	------------------------------	--------------------------	---------------------------

Item #				
--------	--	--	--	--

**Category 12 - Group 1 - Butter**

1-3		SECONDARY		
-----	--	-----------	--	--

**Category 12 - Group 2 - Fresh**


4-15			PRIMARY	SECONDARY
------	--	--	---------	-----------


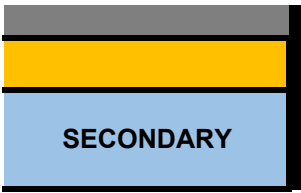
**Category 12 - Group 3 - Cheese**

16-30		PRIMARY		
-------	--	---------	--	--

**Category 12 - Group 4 - Frozen**

31-35			PRIMARY	
-------	--	--	---------	--







Item #	CATEGORY ITEM DESCRIPTION	Estimated Annual Quantity	Estimated Quantity UOM	Supplier Unit Cost (per Est Qty UOM)
--------	---------------------------	---------------------------	------------------------	--------------------------------------

**Category 1 - Meat**

1	BEEF, beef round, top (inside) round; boneless, Range C, 20-23# each case	3,800	LBS	\$ -
2	BEEF STEAK, Salisbury, fully cooked, charbroiled, not less than 5 oz., oval, 32/cs	13,000	LBS	\$ -
3	BEEF, ground, regular, not less than 80% lean meat packed in 10# poly sleeves/bags; NOT PREVIOUSLY FROZEN, no head meat, all pure beef.	10,000	LBS	\$ -
4	BEEF, stew, 1/2" cubes, US Choice, 85% lean, cut from bottom, round-trim, fresh, NOT PREVIOUSLY FROZEN, 10# poly bags	20,000	LBS	\$ -



**Category 2 - Poultry**

5	TURKEY, ground, mixed, no seasoning, 10% dark, Grade A, uncooked	20,000	LBS	\$ -
6	CHICKEN uncooked, mixed, IQF, quartered fryers between 8.3 - 8.9 ounce size pieces, individual quarters for easy handling, 60 portions per case	8,000	LBS	\$ -
7	CHICKEN PATTIE, ready to cook, crunchy breading not less than 3.6 oz portion size, 60/ 3.6 oz cs portion size	13,000	LBS	\$ -
8	LUNCHEON MEAT, No. 1 turkey bologna, <b>not sliced.</b>	23,000	LBS	\$ -



**Category 3 - Fish and Seafood**

9	FISH, filet, not breaded, not less than 4 oz. portions from Grade A block, no brine or preservatives, free from additives. Perch, Pollack, Cod (only).	600	LBS	\$ -
10	RAW FISH, full muscle, at least 71% Pollock, not more than 15% breading, 3.6 oz portion size, 10lb case, Pre-browned Breading	8,500	LBS	\$ -
11	Imitation Crab Meat 10 lb. bx	100	LBS	\$ -



**Category 4 - Eggs**

12	Eggs, loose, Large AA, 30 doz/case (or approved packaging)	15,000	DOZ	\$ -
----	--	--------	-----	------



<b>Category 5 - Produce</b>				
13	Delicious Apples 113ct	7,000	BUSHEL	\$ 24.460
14	Medium Carrots 25lb Bag	5,000	BAG	\$ 13.280
15	Iceberg Lettuce 24ct	4,500	CARTON	\$ 17.650
16	Oranges 113ct	10,000	CARTON	\$ 15.410
17	Baking Potatoes 50 lb bag	1,500	BAG	\$ 10.350

<b>Category 6 - Frozen Foods</b>				
18	VEGETABLES, Mixed, Frozen, Low Sodium, 20# Box	4,000	LBS	\$ -
19	POTATOES, French Fry, regular cur, oven ready, approximately 6/ 5# case	60	CASE	\$ -
20	EGGS, scrambled, heat & serve, 20 lb. bag, pre-cooked	12,000	LBS	\$ -
21	FLOUR TORTILLA, 24/12/cs, 8" size	1,200	CASE	\$ -

<b>Category 7 - Canned and Dry Goods</b>				
22	SOUP BASE, Concentrates, Paste Only, to include real chicken flavor/product, 16oz yields 5 gal.	8,000	CONTAINER	\$ -
23	PEANUT BUTTER, U.S. Grade A, Homogenized, creamy, 6/5lb cs	800	CASE	\$ -
24	RICE, long grain enriched parboiled or converted, 50 lb bag	26,000	LBS	\$ -
25	BEANS, Pinto, 20 lb bag	8,800	LBS	\$ -

<b>Category 8 - Bakery, Bulk &amp; Prepared</b>				
26	FLOUR, enriched, bleached, 50 lb bag	1,000	BAG	\$ -
27	MILK, Dry, extra grade, high heat, powdered, skim milk, 50 lb Bag	800	BAG	\$ -
28	BREAD, wheat loaves, approximately 1 slice per ounce	72,000	OZ	\$ -
29	BUNS, hamburger, white, approximately 2 oz/ea 8 buns/pkg	4,000	BUN	\$ -

<b>Category 9 - Sauces, Condiments, Dressings &amp; Oils</b>				
30	MUSTARD, individual packets, 1/5 oz, 500/ cs	2,400	CASE	\$ -
31	SUGAR, individual packets, 1/10 oz., 2000/cs	9,200	CASE	\$ -
32	DRESSING, French, ind. 7/16 oz., 200/cs	1,200	CASE	\$ -
33	SALAD OIL, 100% pure corn oil	300	GAL	\$ -

<b>Category 10 - Spices &amp; Flavorings</b>				
34	SALT, Iodized, 25# sack.	200	SACK	\$ -
35	CHILI Powder, mild, 16oz bottle	13,000	OZ	\$ -
36	GARLIC, granulated, 16oz bottle	12,000	OZ	\$ -
37	PEPPER, Black, 25#/container	813	SACK	\$ -

<b>Category 11 - Beverages</b>				
38	COFFEE, regular grind, medium roast, 100% coffee bean	2,000	LBS	\$ -
39	TEA, Iced Tea Bags to yield 3 gallons each (NO SUBSTITUTE ON YIELD: 1 bag=3 gallons), 32/bags/cs.	600	CASE	\$ -

40	BEVERAGE, Lasco Breakfast Granules, 12/24 oz/case. 24 oz. to yield two gallons (NO SUBSTITUTION ON YIELD.) Apple, orange, cranapple, grape, fruit punch & Cranberry Cocktail. NO CANS.	500	CASE	\$ -
41	JUICE Drinks. pineapple orange / lemonade/grape/ white grape/ raspberry / fruit punch 24/12 oz bx. per cs	100	CASE	\$ -

US FOODS - ALTERNATE RESPONSE (PROGRAM Z) EVALUATION:		TOTALS
1	SUM OF LOW-BID IN CATEGORIES 1-11 (VARIOUS VENDORS)	\$ 1,421,815.22
2	SUM OF <u>US FOODS ONLY</u> IN CATEGORIES 1-11 (PROGRAM Z)	\$ 1,563,278.82
<b>DIFFERENCE</b>		<b>\$ (141,463.60)</b>

**Pricing for items in Section C and the 0181A - Pricing Spreadsheets to be**

<b>American Produce</b>			<b>Front Range Wholesale</b>			
<b>Markup Percent</b>	<b>City Net Unit Price</b>	<b>City Extended Net Price</b>	<b>Supplier Unit Cost (per Est Qty UOM)</b>	<b>Markup Percent</b>	<b>City Net Unit Price</b>	<b>City Extended Net Price</b>
			<b>Category 1</b>			
0.000%	\$0.000	\$0.000	\$ 2.690	6.700%	\$2.870	\$10,906.87
0.000%	\$0.000	\$0.000	\$ 2.745	6.700%	\$2.929	\$38,075.90
0.000%	\$0.000	\$0.000	\$ 2.100	6.700%	\$2.241	\$22,407.00
0.000%	\$0.000	\$0.000	\$ 3.290	6.700%	\$3.510	\$70,208.60
<b>SUB TOTAL</b>		<b>0.00</b>		<b>SUB TOTAL</b>		<b>\$ 141,598.37</b>
			<b>Category 2</b>			
0.000%	\$0.000	\$0.000	\$ 0.895	6.900%	\$0.957	\$19,135.10
0.000%	\$0.000	\$0.000	\$ 1.545	6.900%	\$1.652	\$13,212.84
0.000%	\$0.000	\$0.000	\$ 2.013	6.900%	\$2.152	\$27,974.66
0.000%	\$0.000	\$0.000	\$ 1.078	6.900%	\$1.152	\$26,504.79
<b>SUB TOTAL</b>		<b>0.00</b>		<b>SUB TOTAL</b>		<b>\$ 86,827.39</b>
			<b>Category 3</b>			
0.000%	\$0.000	\$0.000	\$ 1.350	8.850%	\$1.469	\$881.685
0.000%	\$0.000	\$0.000	\$ 2.450	8.850%	\$2.667	\$22,668.013
0.000%	\$0.000	\$0.000	\$ 1.620	8.850%	\$1.763	\$176.337
<b>SUB TOTAL</b>		<b>0.00</b>		<b>SUB TOTAL</b>		<b>\$ 23,726.03</b>
			<b>Category 4</b>			
0.000%	\$0.000	\$0.000	\$ 1.750	8.250%	\$1.894	\$28,415.625
<b>SUB TOTAL</b>		<b>0.00</b>		<b>SUB TOTAL</b>		<b>\$ 28,415.63</b>



			<b>Category 5</b>			
12.000%	\$27.395	\$191,766.40	\$ 26.500	9.500%	\$29.018	\$203,122.50
12.000%	\$14.874	\$74,368.000	\$ 13.000	9.500%	\$14.235	\$71,175.00
12.000%	\$19.768	\$88,956.000	\$ 20.000	9.500%	\$21.900	\$98,550.00
12.000%	\$17.259	\$172,592.000	\$ 15.500	9.500%	\$16.973	\$169,725.00
12.000%	\$11.592	\$17,388.000	\$ 10.000	9.500%	\$10.950	\$16,425.00
<b>SUB TOTAL</b>		<b>\$ 545,070.40</b>		<b>SUB TOTAL</b>		<b>\$558,997.50</b>
			<b>Category 6</b>			
0.000%	\$0.000	\$0.000	\$ 0.595	8.850%	\$0.648	\$2,590.63
0.000%	\$0.000	\$0.000	\$ 15.400	8.850%	\$16.763	\$1,005.77
0.000%	\$0.000	\$0.000	\$ 1.922	8.850%	\$2.092	\$25,105.16
0.000%	\$0.000	\$0.000	\$ 14.800	8.850%	\$16.110	\$19,331.76
<b>SUB TOTAL</b>		<b>0.00</b>		<b>SUB TOTAL</b>		<b>\$ 48,033.33</b>
			<b>Category 7</b>			
0.000%	\$0.000	\$0.000	\$ 2.670	7.900%	\$2.881	\$23,047.44
0.000%	\$0.000	\$0.000	\$ 38.900	7.900%	\$41.973	\$33,578.48
0.000%	\$0.000	\$0.000	\$ 0.404	7.900%	\$0.436	\$11,333.82
0.000%	\$0.000	\$0.000	\$ 0.418	7.900%	\$0.451	\$3,968.99
<b>SUB TOTAL</b>		<b>0.00</b>		<b>SUB TOTAL</b>		<b>71,928.73</b>
			<b>Category 8</b>			
0.000%	\$0.000	\$0.000	\$ 10.200	7.800%	\$10.996	\$10,995.60
0.000%	\$0.000	\$0.000	\$ 54.580	7.800%	\$58.837	\$47,069.79
0.000%	\$0.000	\$0.000	\$ 0.032	7.800%	\$0.034	\$2,483.71
0.000%	\$0.000	\$0.000	\$ 0.620	7.800%	\$0.668	\$2,673.44
<b>SUB TOTAL</b>		<b>0.00</b>		<b>SUB TOTAL</b>		<b>\$ 63,222.54</b>
			<b>Category 9</b>			
0.000%	\$0.000	\$0.000	\$ 4.430	8.650%	\$4.813	\$11,551.668
0.000%	\$0.000	\$0.000	\$ 10.500	8.650%	\$11.408	\$104,955.900
0.000%	\$0.000	\$0.000	\$ 5.680	8.650%	\$6.171	\$7,405.584
0.000%	\$0.000	\$0.000	\$ 8.980	8.650%	\$9.757	\$2,927.031
<b>SUB TOTAL</b>		<b>0.00</b>		<b>SUB TOTAL</b>		<b>\$ 126,840.18</b>
			<b>Category 10</b>			
0.000%	\$0.000	\$0.000	\$ 4.980	10.500%	\$5.503	\$1,100.58
0.000%	\$0.000	\$0.000	\$ 0.180	10.500%	\$0.199	\$2,585.70
0.000%	\$0.000	\$0.000	\$ 0.244	10.500%	\$0.270	\$3,235.44
0.000%	\$0.000	\$0.000	\$ 148.500	10.500%	\$164.093	\$133,325.16
<b>SUB TOTAL</b>		<b>0.00</b>		<b>SUB TOTAL</b>		<b>\$ 140,246.88</b>
			<b>Category 11</b>			
0.000%	\$0.000	\$0.000	\$ 1.995	10.400%	\$2.202	\$4,404.96
0.000%	\$0.000	\$0.000	\$ 12.400	10.400%	\$13.690	\$8,213.76

0.000%	\$0.000	\$0.000	\$ 28.200	10.400%	\$31.133	\$15,566.40
0.000%	\$0.000	\$0.000	\$ 12.000	10.400%	\$13.248	\$1,324.80
<b>SUB TOTAL</b>		<b>0.00</b>		<b>SUB TOTAL</b>		<b>\$ 29,509.92</b>

**DETERMINATION:**

**IT IS IN THE CITY'S BEST INTEREST TO AWARD MULTIPLE VENDORS RATHER THAN AWARD US FOODS AS THE PRIMARY IN ALL CATEGORIES**

based upon pricing as offered on February 1, 2016.

<b>Meadow Gold Dairy</b>				<b>Sysco Denver</b>		
Supplier Unit Cost (per Est Qty UOM)	Markup Percent	City Net Unit Price	City Extended Net Price	Supplier Unit Cost (per Est Qty UOM)	Markup Percent	City Net Unit Price
<b>Category 1</b>				<b>Category 1</b>		
\$ -	0.000%	\$0.000	\$0.000	\$ 2.760	5.500%	\$2.912
\$ -	0.000%	\$0.000	\$0.000	\$ 4.010	5.500%	\$4.231
\$ -	0.000%	\$0.000	\$0.000	\$ 2.590	5.500%	\$2.732
\$ -	0.000%	\$0.000	\$0.000	\$ 4.100	5.500%	\$4.326
	<b>SUB TOTAL</b>		\$ -		<b>SUB TOTAL</b>	
<b>Category 2</b>				<b>Category 2</b>		
\$ -	0.000%	\$0.000	\$0.00	\$ 0.860	5.500%	\$0.907
\$ -	0.000%	\$0.000	\$0.00	\$ 1.820	5.500%	\$1.920
\$ -	0.000%	\$0.000	\$0.00	\$ 1.820	5.500%	\$1.920
\$ -	0.000%	\$0.000	\$0.00	\$ 1.590	5.500%	\$1.677
	<b>SUB TOTAL</b>		\$ -		<b>SUB TOTAL</b>	
<b>Category 3</b>				<b>Category 3</b>		
\$ -	0.000%	\$0.000	\$0.000	\$ 2.540	5.500%	\$2.680
\$ -	0.000%	\$0.000	\$0.000	\$ 3.320	5.500%	\$3.503
\$ -	0.000%	\$0.000	\$0.000	\$ 2.470	5.500%	\$2.606
	<b>SUB TOTAL</b>		\$0.000		<b>SUB TOTAL</b>	
<b>Category 4</b>				<b>Category 4</b>		
\$ -	0.000%	\$0.000	\$0.000	\$ 1.770	5.500%	\$1.867
	<b>SUB TOTAL</b>		\$ -		<b>SUB TOTAL</b>	

<b>Category 5</b>				<b>Category 5</b>		
\$ -	0.000%	\$0.000	\$0.00	\$ 26.500	5.500%	\$27.958
\$ -	0.000%	\$0.000	\$0.00	\$ 13.750	5.500%	\$14.506
\$ -	0.000%	\$0.000	\$0.00	\$ 25.230	5.500%	\$26.618
\$ -	0.000%	\$0.000	\$0.00	\$ 16.050	5.500%	\$16.933
\$ -	0.000%	\$0.000	\$0.00	\$ 16.050	5.500%	\$16.933
	<b>SUB TOTAL</b>		\$ -		<b>SUB TOTAL</b>	
<b>Category 6</b>				<b>Category 6</b>		
\$ -	0.000%	\$0.000	\$0.000	\$ 0.713	5.500%	\$0.752
\$ -	0.000%	\$0.000	\$0.000	\$ 16.880	5.500%	\$17.808
\$ -	0.000%	\$0.000	\$0.000	\$ 1.821	5.500%	\$1.921
\$ -	0.000%	\$0.000	\$0.000	\$ 26.930	5.500%	\$28.411
	<b>SUB TOTAL</b>		\$ -		<b>SUB TOTAL</b>	
<b>Category 7</b>				<b>Category 7</b>		
\$ -	0.000%	\$0.000	\$0.00	\$ 2.918	5.500%	\$3.078
\$ -	0.000%	\$0.000	\$0.00	\$ 51.160	5.500%	\$53.974
\$ -	0.000%	\$0.000	\$0.00	\$ 0.410	5.500%	\$0.433
\$ -	0.000%	\$0.000	\$0.00	\$ 0.620	5.500%	\$0.654
	<b>SUB TOTAL</b>		\$ -		<b>SUB TOTAL</b>	
<b>Category 8</b>				<b>Category 8</b>		
\$ -	0.000%	\$0.000	\$0.00	\$ 10.410	5.500%	\$10.983
\$ -	0.000%	\$0.000	\$0.00	\$ 95.360	5.500%	\$100.605
\$ -	0.000%	\$0.000	\$0.00	\$ 0.084	5.500%	\$0.089
\$ -	0.000%	\$0.000	\$0.00	\$ 0.220	5.500%	\$0.232
	<b>SUB TOTAL</b>		\$ -		<b>SUB TOTAL</b>	
<b>Category 9</b>				<b>Category 9</b>		
\$ -	0.000%	\$0.000	\$0.000	\$ 13.150	5.500%	\$13.873
\$ -	0.000%	\$0.000	\$0.000	\$ 15.040	5.500%	\$15.867
\$ -	0.000%	\$0.000	\$0.000	\$ 19.170	5.500%	\$20.224
\$ -	0.000%	\$0.000	\$0.000	\$ 0.051	5.500%	\$0.054
	<b>SUB TOTAL</b>		0.00		<b>SUB TOTAL</b>	
<b>Category 10</b>				<b>Category 10</b>		
\$ -	0.000%	\$0.000	\$0.00	\$ 3.960	5.500%	\$4.178
\$ -	0.000%	\$0.000	\$0.00	\$ 0.404	5.500%	\$0.426
\$ -	0.000%	\$0.000	\$0.00	\$ 0.410	5.500%	\$0.433
\$ -	0.000%	\$0.000	\$0.00	\$ 169.000	5.500%	\$178.295
	<b>SUB TOTAL</b>		\$ -		<b>SUB TOTAL</b>	
<b>Category 11</b>				<b>Category 11</b>		
\$ -	0.000%	\$0.000	\$0.00	\$ 5.330	5.500%	\$5.623
\$ -	0.000%	\$0.000	\$0.00	\$ 33.620	5.500%	\$35.469

\$ -	0.000%	\$0.000	\$0.00	\$ 24.430	5.500%	\$25.774
\$ -	0.000%	\$0.000	\$0.00	\$ -	5.500%	\$0.000
	SUB TOTAL		\$ -		SUB TOTAL	



r, Inc.	US Foods "Program B"				"Pro exi
City Extended Net Price	Supplier Unit Cost (per Est Qty UOM)	Markup Percent	City Net Unit Price	City Extended Net Price	Supplier Unit Cost (per Est Qty UOM)
<b>Category 1</b>					<b>Category</b>
\$11,064.840	\$ 2.830	\$0.1927	\$3.023	\$11,486.26	\$ 2.830
\$54,997.150	\$ 3.688	9.300%	\$4.031	\$52,402.79	\$ 3.688
\$27,324.500	\$ 2.490	\$0.1927	\$2.683	\$26,827.00	\$ 2.490
\$86,510.000	\$ 4.270	\$0.2896	\$4.560	\$91,192.00	\$ 4.270
\$ 179,896.49		SUB TOTAL		\$ 181,908.05	
<b>Category 2</b>					<b>Category</b>
\$18,146.00	\$ 1.350	\$0.1292	\$1.479	\$29,584.00	\$ 1.350
\$15,360.80	\$ 1.837	\$0.1292	\$1.967	\$15,732.95	\$ 1.837
\$24,961.30	\$ 2.805	\$0.1927	\$2.997	\$38,964.23	\$ 2.805
\$38,581.35	\$ 0.990	\$0.1292	\$1.119	\$25,741.60	\$ 0.990
\$ 97,049.45		SUB TOTAL		\$ 110,022.79	
<b>Category 3</b>					<b>Category</b>
\$1,607.820	\$ 3.066	\$0.1927	\$3.259	\$1,955.39	\$ 3.066
\$29,772.100	\$ 2.814	\$0.1927	\$3.006	\$25,552.93	\$ 2.814
\$260.585	\$ 2.340	\$0.1927	\$2.533	\$253.27	\$ 2.340
\$31,640.505		SUB TOTAL		\$ 27,761.59	
<b>Category 4</b>					<b>Category</b>
\$28,010.250	\$ 1.791	8.050%	\$1.935	\$29,027.633	\$ 1.791
\$ 28,010.25		SUB TOTAL		\$ 29,027.63	

	Category 5				Category
\$195,702.50	\$ 29.353	9.550%	\$32.156	\$225,089.65	\$ 29.353
\$72,531.25	\$ 13.651	9.550%	\$14.955	\$74,775.54	\$ 13.651
\$119,779.43	\$ 17.950	9.550%	\$19.664	\$88,488.03	\$ 17.950
\$169,327.50	\$ 18.806	9.550%	\$20.601	\$206,014.25	\$ 18.806
\$25,399.13	\$ 15.671	9.550%	\$17.168	\$25,751.78	\$ 15.671
\$ 582,739.80			SUB TOTAL	\$ 620,119.25	
	Category 6				Category
\$3,008.86	\$ 0.804	9.300%	\$0.878	\$3,512.989	\$ 0.804
\$1,068.50	\$ 15.393	9.300%	\$16.825	\$1,009.479	\$ 15.393
\$23,053.86	\$ 1.572	9.300%	\$1.718	\$20,614.930	\$ 1.572
\$34,093.38	\$ 19.140	8.050%	\$20.681	\$24,816.924	\$ 19.140
\$ 61,224.60			SUB TOTAL	\$ 49,954.32	
	Category 7				Category
\$24,627.92	\$ 1.764	8.050%	\$1.906	\$15,249.46	\$ 1.764
\$43,179.04	\$ 45.770	8.050%	\$49.454	\$39,563.59	\$ 45.770
\$11,257.27	\$ 0.376	8.050%	\$0.406	\$10,566.34	\$ 0.376
\$5,756.08	\$ 0.641	8.050%	\$0.692	\$6,090.13	\$ 0.641
\$ 84,820.31			SUB TOTAL	\$ 71,469.51	
	Category 8				Category
\$10,982.55	\$ 10.669	8.050%	\$11.528	\$11,527.85	\$ 10.669
\$80,483.84	\$ 129.170	8.050%	\$139.568	\$111,654.55	\$ 129.170
\$6,380.64	\$ 0.088	9.300%	\$0.096	\$6,895.74	\$ 0.088
\$928.40	\$ 0.205	9.300%	\$0.224	\$894.44	\$ 0.205
\$ 98,775.43			SUB TOTAL	\$ 130,972.58	
	Category 9				Category
\$33,295.800	\$ 5.150	\$0.75	\$5.900	\$14,160.000	\$ 5.150
\$145,978.240	\$ 8.970	\$0.75	\$9.720	\$89,424.000	\$ 8.970
\$24,269.220	\$ 8.780	\$0.75	\$9.530	\$11,436.000	\$ 8.780
\$16.142	\$ 6.912	8.050%	\$7.468	\$2,240.417	\$ 6.912
\$ 203,559.40			SUB TOTAL	117,260.42	
	Category 10				Category
\$835.56	\$ 5.670	\$0.75	\$6.420	\$1,284.00	\$ 5.670
\$5,540.86	\$ 0.340	\$0.04	\$0.382	\$4,961.67	\$ 0.340
\$5,190.60	\$ 0.294	\$0.03	\$0.325	\$3,900.00	\$ 0.294
\$144,864.69	\$ 238.250	8.050%	\$257.429	\$209,161.16	\$ 238.250
\$ 156,431.71			SUB TOTAL	\$ 219,306.83	
	Category 11				Category
\$11,246.30	\$ 3.669	9.050%	\$4.001	\$8,002.45	\$ 3.669
\$21,281.46	\$ 25.087	9.050%	\$27.357	\$16,414.21	\$ 25.087

<b>\$12,886.83</b>	\$ 18.020	8.050%	<b>\$19.471</b>	<b>\$9,735.31</b>	\$ 18.020
<b>\$0.00</b>	\$ 13.590	8.050%	<b>\$14.684</b>	<b>\$1,468.40</b>	\$ 13.590
<b>\$ 45,414.59</b>		<b>SUB TOTAL</b>	<b>\$ 35,620.36</b>		



## US Foods

Program Z" (pricing if sales exceed \$2 million per year)

Markup Percent	City Net Unit Price	City Extended Net Price
<b>1</b>		
\$0.1448	\$2.975	\$11,304.24
7.000%	\$3.946	\$51,300.08
\$0.1448	\$2.635	\$26,348.00
\$0.2250	\$4.495	\$89,900.00
<b>SUB TOTAL</b>		<b>\$ 178,852.32</b>
<b>2</b>		
\$0.0917	\$1.442	\$28,834.00
\$0.0917	\$1.929	\$15,432.95
\$0.1448	\$2.949	\$38,341.53
\$0.0917	\$1.082	\$24,879.10
<b>SUB TOTAL</b>		<b>\$ 107,487.59</b>
<b>3</b>		
\$0.1448	\$3.211	\$1,926.654
\$0.1448	\$2.958	\$25,145.776
\$0.1448	\$2.485	\$248.480
<b>SUB TOTAL</b>		<b>\$27,320.910</b>
<b>4</b>		
5.750%	\$1.894	\$28,409.738
<b>SUB TOTAL</b>		<b>\$ 28,409.74</b>

<b>5</b>		
7.250%	\$31.481	\$220,363.89
7.250%	\$14.641	\$73,205.63
7.250%	\$19.251	\$86,630.22
7.250%	\$20.169	\$201,688.99
7.250%	\$16.807	\$25,211.12
<b>SUB TOTAL</b>		<b>\$ 607,099.86</b>

<b>6</b>		
7.000%	\$0.860	\$3,439.07
7.000%	\$16.471	\$988.24
7.000%	\$1.682	\$20,181.13
5.750%	\$20.241	\$24,288.66
<b>SUB TOTAL</b>		<b>\$ 48,897.09</b>

<b>7</b>		
5.750%	\$1.866	\$14,924.85
5.750%	\$48.402	\$38,721.42
5.750%	\$0.398	\$10,341.42
\$0.04	\$0.678	\$5,966.40
<b>SUB TOTAL</b>		<b>\$ 69,954.09</b>

<b>8</b>		
\$0.75	\$11.419	\$11,419.00
5.750%	\$136.597	\$109,277.82
7.000%	\$0.094	\$6,750.63
7.000%	\$0.219	\$875.62
<b>SUB TOTAL</b>		<b>\$ 128,323.07</b>

<b>9</b>		
\$0.75	\$5.900	\$14,160.000
\$0.75	\$9.720	\$89,424.000
\$0.75	\$9.530	\$11,436.000
5.750%	\$7.309	\$2,192.726
<b>SUB TOTAL</b>		<b>117,212.73</b>

<b>10</b>		
\$0.75	\$6.420	\$1,284.00
\$0.04	\$0.382	\$4,961.67
\$0.03	\$0.325	\$3,900.00
5.750%	\$251.949	\$204,708.87
<b>SUB TOTAL</b>		<b>\$ 214,854.53</b>

<b>11</b>		
6.750%	\$3.917	\$7,833.67
6.750%	\$26.780	\$16,068.01

5.750%	<b>\$19.056</b>	<b>\$9,528.08</b>
5.750%	<b>\$14.371</b>	<b>\$1,437.14</b>
<b>SUB TOTAL</b>		<b>\$ 34,866.90</b>

**Pricing for items in Section C and the 0181A - Pricing Sp**

		American Produce					Front Ran			
Item #	City and County Descriptor	Description	Est Qty	Est Qty UOM	Supplier Unit Cost (per Est Qty UOM)	Markup Percent	City Net Unit Price	City Extended Net Price	Supplier Unit Cost (per Est Qty UOM)	Markup Percent
<b>Category 12 - Group 1 - Butter</b>										
1	BUTTER/OLEO REDDIES PARCHMENT COVERED	Oleo Reddies, 90 cut per lb., individual services, parchment covered.	20,800	lb	\$ -	0.0000%	\$0.000	\$0.000	\$ 0.947	7.8000%
2	BUTTER OLEO MARGARINE VEGETABLE OIL	Oleomargarine, 1# solid, vegetable oil	5,100	lb	\$ -	0.0000%	\$0.000	\$0.000	\$ 0.570	7.8000%
3	BUTTER REAL INDIVIDUAL PATS	Real Butter Individual Pats	unknown	lb	\$ -	0.0000%	\$ -	\$0.000	\$ 3.390	7.8000%
<b>SUBTOTAL</b>							\$ -	\$ -		<b>SUB</b>
<b>Category 12 - Group 2 - Fresh</b>										
4	MILK 2 PERCENT HOMOGENIZED 1/2 PINTS	Milk, 2%, fresh pasteurized, homogenized 1/2 pints.	653,000	ea	\$ -	0.0000%	\$0.000	\$0.000	\$ -	0.0000%
5	MILK CHOCOLATE WHOLE 1/2 PINTS	Milk, chocolate, pasteurized, whole, fresh, 1/2 pints.	2,000	ea	\$ -	0.0000%	\$0.000	\$0.000	\$ -	0.0000%
6	MILK SKIM SQT	Milk, skim, pasteurized, 1/2 pint.	8,500	ea	\$ -	0.0000%	\$0.000	\$0.000	\$ -	0.0000%
7	MILK 1 PERCENT STRAWBERRY 1/2 PINT	Milk, Strawberry, pasteurized, 1%, 1/2 pints.	2,000	ea	\$ -	0.0000%	\$0.000	\$0.000	\$ -	0.0000%
8	MILK 1 PERCENT CHOCOLATE 1/2 PINT	Milk, Chocolate, pasteurized, 1%, 1/2 pints.	22,400	ea	\$ -	0.0000%	\$0.000	\$0.000	\$ -	0.0000%
9	MILK BUTTERMILK 1/2 GALLON	Buttermilk, 1/2 gallon.	108	ea	\$ -	0.0000%	\$0.000	\$0.000	\$ -	0.0000%

Item #	City and County Descriptor	Description	Est Qty	Est Qty UOM	Supplier Unit Cost (per Est Qty UOM)	Markup Percent	City Net Unit Price	City Extended Net Price	Supplier Unit Cost (per Est Qty UOM)	Markup Percent
10	HALF AND HALF QUART	Half and Half quart	unknown	ea	\$ -	0.0000%	\$ -	\$0.000	\$ -	0.0000%
11	HEAVY CREAM QUART	Heavy Cream quart	unknown	ea	\$ -	0.0000%	\$ -	\$0.000	\$ -	0.0000%
12	COTTAGE CHEESE 2 PERCENT FAT	Low fat creamy type cottage cheese (not dry curd) small curd, not more than 2.0% fat content, 5# carton, Viva or approved acceptable equal.	315	ctn	\$ -	0.0000%	\$0.000	\$0.000	\$ -	0.0000%
13	YOGURT PLAIN QUART	Yogurt, Plain Quart	unknown	qt	\$ -	0.0000%	\$0.000	\$0.000	\$ -	0.0000%
14	YOGURT VANILLA QUART	Yogurt Vanilla Quart	unknown	qt	\$ -	0.0000%	\$0.000	\$0.000	\$ -	0.0000%
15	SOUR CREAM 5 LBS CONTAINER	Sour cream, 5 lb. container, Viva or approved acceptable equal.	150	ctn	\$ -	0.0000%	\$0.000	\$0.000	\$ -	0.0000%
<b>Category 12 - Group 3 - Cheese</b>					<b>SUBTOTAL</b>		\$ -	\$ -	<b>SUB</b>	
<b>Category 12 - Group 3 - Cheese</b>					<b>SUBTOTAL</b>		\$ -	\$ -	<b>Group 3 - Cheese</b>	
16	CHEESE MOZZARELLA	Cheese, Mozzarella, all cheese.	500	lb	\$ -	0.0000%	\$0.000	\$0.000	\$ 1.940	7.9000%
17	CHEESE PARMESAN GRATED	Cheese, Parmesan, grated, all cheese.	200	lb	\$ -	0.0000%	\$0.000	\$0.000	\$ 2.950	7.9000%
18	CHEESE SWISS BRICK	Cheese, Swiss, 5# brick, all cheese, open eye.	385	lb	\$ -	0.0000%	\$0.000	\$0.000	\$ 2.660	7.9000%
19	CHEESE REAL AMERICAN SLICED	Cheese Real, American sliced 4/5#, 160 count.	1,280	lb	\$ -	0.0000%	\$0.000	\$0.000	\$ 2.050	7.9000%
20	CHEESE SUBSTITUTE AMERICAN SLICED	Cheese substitute, American, sliced, individually wrapped, 4/5# package.	19,800	lb	\$ -	0.0000%	\$0.000	\$0.000	\$ 0.955	7.9000%
21	CHEESE CHEDDAR BRICK	Cheese Cheddar #40 Brick	300	lb	\$ -	0.0000%	\$0.000	\$0.000	\$ 1.840	7.9000%
22	CHEESE MOZZARELLA 1OZ STRING	Cheese, Mozzarella, string, 1oz, individually wrapped.	unknown	oz	\$ -	0.0000%	\$0.000	\$0.000	\$ 0.230	7.9000%
23	CHEESE MOZZARELLA LIGHT 1OZ STRING	Cheese, Mozzarella, String, Light, 1oz, individually wrapped.	unknown	oz	\$ -	0.0000%	\$0.000	\$0.000	\$ 0.235	7.9000%
24	CHEESE CHEDDAR 1OZ STICK	Cheese, Cheddar, 1oz, individually wrapped.	unknown	oz	\$ -	0.0000%	\$0.000	\$0.000	\$ 0.244	7.9000%
25	CHEESE PEPPER JACK 1OZ STICK	Cheese, Pepper Jack, 1oz, individually wrapped.	unknown	oz	\$ -	0.0000%	\$0.000	\$0.000	\$ 0.256	7.9000%
26	CHEESE COLBY REDUCED FAT 1OZ STICK	Cheese, Colby, Reduced Fat, 1oz, individually wrapped.	unknown	oz	\$ -	0.0000%	\$0.000	\$0.000	\$ 0.264	7.9000%
27	CHEESE CREAM 3LB BRICK	Cream Cheese, 3lb bricks, 12bricks/case.	180	lb	\$ -	0.0000%	\$0.000	\$0.000	\$ 1.780	7.9000%
28	CHEESE CREAM 1OZ PORTIONS	Cream Cheese, Individual packaging, 1oz packages. 100/case	unknown	oz	\$ -	0.0000%	\$0.000	\$0.000	\$ 0.192	7.9000%
29	CHEESE CHEDDAR SHREDDED 5LB BAG	Cheddar Cheese, 5lb bag	unknown	lb	\$ -	0.0000%	\$0.000	\$0.000	\$ 1.960	7.9000%
30	CHEESE MONTERREY JACK SHREDDED 5LB BAG	Monterrey Jack Cheese, 5 lb bag	unknown	lb	\$ -	0.0000%	\$0.000	\$0.000	\$ 2.080	7.9000%

Item #	City and County Descriptor	Description	Est Qty	Est Qty UOM	Supplier Unit Cost (per Est Qty UOM)	Markup Percent	City Net Unit Price	City Extended Net Price	Supplier Unit Cost (per Est Qty UOM)	Markup Percent	SUBTOTAL	SUBTOTAL	SUE
												\$ -	

Item #	City and County Descriptor	Description	Est Qty	Est Qty UOM	Supplier Unit Cost (per Est Qty UOM)	Markup Percent	City Net Unit Price	City Extended Net Price	Supplier Unit Cost (per Est Qty UOM)	Markup Percent		
<b>Category 12 - Group 4 - Frozen</b>												
31	ICE CREAM CUP VANILLA 3OZ	Ice Cream, Cup, 3 oz., Vanilla, without spoons.	10,850	ea	\$ -	0.0000%	\$0.000	\$0.000	\$ -	-	0.0000%	
32	ICE CREAM CUP CHOCOLATE 3OZ	Ice Cream, Cup, 3 oz., Chocolate, without spoons.	5,520	ea	\$ -	0.0000%	\$0.000	\$0.000	\$ -	-	0.0000%	
33	ICE CREAM CUP STRAWBERRY 3OZ	Ice Cream, Cup, 3 oz., Strawberry, without spoons.	3,720	ea	\$ -	0.0000%	\$0.000	\$0.000	\$ -	-	0.0000%	
34	SHERBERT CUP RASPBERRY 3OZ	Sherbet, individually packed 3 oz. hospital cup, with flavor labeled on lid. Sherbet should be available in a minimum of five (5) flavors.	800	ea	\$ -	0.0000%	\$0.000	\$0.000	\$ -	-	0.0000%	
35	SHERBERT CUP ORANGE 3OZ	Sherbet, individually packed 3 oz. hospital cup, with flavor labeled on lid. Sherbet should be available in a minimum of five (5) flavors.	1,350	ea	\$ -	0.0000%	\$0.000	\$0.000	\$ -	-	0.0000%	
<b>SUBTOTAL</b>										\$	-	<b>SUB</b>

US FOODS - ALTERNATE RESPONSE (PROGRAM Z) EVALUATION:		TOTALS
1	SUM OF LOW-BID IN CATEGORIES 1-11 (VARIOUS VENDORS)	\$240,114.630
2	SUM OF <u>US FOODS ONLY</u> IN CATEGORIES 1-11 (PROGRAM Z)	\$ 387,459.94
<b>DIFFERENCE</b>		<b>\$ (147,345.31)</b>

**DETERMINATION:**  
IT IS IN THE CITY'S BEST INTEREST TO AWARD MULTIPLE VENDORS RATHER THAN AWARD US FOODS AS THE PRIMARY IN ALL CATEGORIES

**A - DAIRY ITEMS**

**readsheets to be based upon pricing as offered on February 1, 2016.**

ge Wholesale		Meadow Gold Dairy				Sysco Denver, Inc.				US Foods "Program B"			
City Net Unit Price	City Extended Net Price	Supplier Unit Cost (per Est Qty UOM)	Markup Percent	City Net Unit Price	City Extended Net Price	Supplier Unit Cost (per Est Qty UOM)	Markup Percent	City Net Unit Price	City Extended Net Price	Supplier Unit Cost (per Est Qty UOM)	Markup Percent	City Net Unit Price	City Extended Net Price
\$1.021	\$21,234.013	\$ -	0.000%	\$0.000	\$0.000	\$ 1.050	5.500%	\$1.108	\$23,041.200	\$ 0.960	8.050%	\$1.037	
\$0.614	\$3,133.75	\$ -	0.000%	\$0.000	\$0.000	\$ 0.460	5.500%	\$0.485	\$2,475.030	\$ 0.501	8.050%	\$0.541	
	\$3.654	\$ -	0.000%	\$ -	\$0.000	\$ 2.630	5.500%		\$2.775	\$ 2.746	9.550%		
<b>TOTAL</b>	<b>\$24,371.413</b>			<b>SUBTOTAL</b>	<b>\$ -</b>			<b>SUBTOTAL</b>	<b>\$ 25,519.00</b>			<b>SUBTOTAL</b>	
				<b>Group 2 - Fresh</b>				<b>Group 2 - Fresh</b>				<b>Group 2 - Fresh</b>	
\$0.000	\$0.000	\$ 0.236	10.000%	\$0.260	\$169,518.80	\$ 0.310	5.500%	\$0.327	\$213,563.65	\$ 0.427	0.000%	\$0.427	
\$0.000	\$0.000	\$ 0.282	10.000%	\$0.310	\$620.40	\$ 0.350	5.500%	\$0.369	\$738.50	\$ 0.447	0.000%	\$0.447	
\$0.000	\$0.000	\$ 0.227	10.000%	\$0.250	\$2,122.45	\$ 0.270	5.500%	\$0.285	\$2,421.23	\$ 0.475	0.000%	\$0.475	
\$0.000	\$0.000	\$ 0.245	10.000%	\$0.270	\$539.00	\$ -	5.500%	\$0.000	\$0.00	\$ 1.250	0.000%	\$1.250	
\$0.000	\$0.000	\$ 0.241	10.000%	\$0.265	\$5,938.24	\$ 0.330	5.500%	\$0.348	\$7,798.56	\$ 0.535	0.000%	\$0.535	
\$0.000	\$0.000	\$ 1.700	10.000%	\$1.870	\$201.96	\$ 2.030	5.500%	\$2.142	\$231.30	\$ 1.858	0.000%	\$1.858	



City Net Unit Price	City Extended Net Price	Supplier Unit Cost (per Est Qty UOM)	Markup Percent	City Net Unit Price	City Extended Net Price	Supplier Unit Cost (per Est Qty UOM)	Markup Percent	City Net Unit Price	City Extended Net Price	Supplier Unit Cost (per Est Qty UOM)	Markup Percent	City Net Unit Price	City Extended Net Price
\$0.000	\$0.000	\$ 1.773	10.000%	\$0.000	\$1.950	\$ 2.110	5.500%	\$2.226		\$ 2.981	0.000%	\$9.271	\$9.271
\$0.000	\$0.000	\$ 4.500	10.000%	\$4.950		\$ 3.960	5.500%	\$4.178		\$ 4.248	0.000%		
\$0.000	\$0.000	\$ 6.318	10.000%	\$6.950	\$2,189.19	\$ 8.170	5.500%	\$8.619	\$2,715.10	\$ 9.271	0.000%		
\$0.000	\$0.000	\$ 2.500	10.000%	\$2.750		\$ 2.530	5.500%	\$2.669		\$ 1.857	9.550%		
\$0.000	\$0.000	\$ 2.500	10.000%	\$2.750		\$ 4.430	5.500%	\$4.674		\$ 1.857	9.550%		
\$0.000	\$0.000	\$ 5.773	10.000%	\$6.350	\$952.55	\$ 5.550	5.500%	\$5.855	\$878.29	\$ 6.098	0.000%		\$6.098
<b>TOTAL</b>	\$ -			<b>SUBTOTAL</b>	<b>\$182,094.98</b>			<b>SUBTOTAL</b>	<b>\$228,360.363</b>			<b>SUBTOTAL</b>	<b>\$2,009</b>
<b>Group 3 - Cheese</b>													
\$2.093	\$1,046.63	\$ -	0.000%	\$0.000	\$0.000	\$ 1.740	5.500%	\$1.836	\$917.85	\$ 1.700	8.050%	\$1.700	\$1.837
\$3.183	\$636.61	\$ -	0.000%	\$0.000	\$0.000	\$ 3.780	5.500%	\$3.988	\$797.58	\$ 3.863	8.050%	\$3.863	\$4.174
\$2.870	\$1,105.00	\$ -	0.000%	\$0.000	\$0.000	\$ 2.890	5.500%	\$3.049	\$1,173.85	\$ 2.091	8.050%	\$ 2.091	\$2.259
\$2.212	\$2,831.30	\$ -	0.000%	\$0.000	\$0.000	\$ 1.870	5.500%	\$1.973	\$2,525.25	\$ 1.787	8.050%	\$ 1.787	\$1.930
\$1.030	\$20,402.81	\$ -	0.000%	\$0.000	\$0.000	\$ -	5.500%	\$0.000	\$0.00	\$ 2.255	8.050%	\$ 2.255	\$2.436
\$1.985	\$595.61	\$ -	0.000%	\$0.000	\$0.000	\$ 1.700	5.500%	\$1.794	\$538.05	\$ 1.565	8.050%	\$ 1.565	\$1.691
\$0.248	\$0.248	\$ -	0.000%	\$0.000	\$0.000	\$ 0.197	5.500%	\$0.208	\$0.208	\$ 0.215	8.050%	\$ 0.215	
\$0.254	\$0.254	\$ -	0.000%	\$0.000	\$0.000	\$ -	5.500%	\$0.000	\$0.000	\$ 0.219	8.050%	\$ 0.219	
\$0.263	\$0.263	\$ -	0.000%	\$0.000	\$0.000	\$ -	5.500%	\$0.000	\$0.000	\$ 0.225	8.050%	\$ 0.225	
\$0.276	\$0.276	\$ -	0.000%	\$0.000	\$0.000	\$ -	5.500%	\$0.000	\$0.000	\$ 0.241	8.050%	\$ 0.241	
\$0.285	\$0.285	\$ -	0.000%	\$0.000	\$0.000	\$ -	5.500%	\$0.000	\$0.000	\$ 0.241	8.050%	\$ 0.241	
\$1.921	\$345.71	\$ -	0.000%	\$0.000	\$0.000	\$ 1.730	5.500%	\$1.825	\$328.53	\$ 1.864	8.050%	\$ 1.864	\$2.014
\$0.207	\$0.207	\$ -	0.000%	\$0.000	\$0.000	\$ 0.184	5.500%	\$0.194	\$0.194	\$ 0.177	8.050%	\$ 0.177	
\$2.115	\$2.115	\$ -	0.000%	\$0.000	\$0.000	\$ 1.960	5.500%	\$2.068	\$2.068	\$ 1.892	8.050%	\$ 1.892	
\$2.244	\$2.244	\$ -	0.000%	\$0.000	\$0.000	\$ 1.900	5.500%	\$2.005	\$2.005	\$ 2.009	8.050%	\$ 2.009	

City and County of Denver  
Purchasing Division  
Milk and Dairy Bid

Proposal No. DAIRY\_PRODUCTS\_0309C  
Dairy Products

City Net Unit Price	City Extended Net Price	Supplier Unit Cost (per Est Qty UOM)	Markup Percent	City Net Unit Price	City Extended Net Price	Supplier Unit Cost (per Est Qty UOM)	Markup Percent	City Net Unit Price	City Extended Net Price	Supplier Unit Cost (per Est Qty UOM)	Markup Percent	City Net Unit Price	City Extended Net Price
<b>TOTAL</b>	\$26,969.56			<b>SUBTOTAL</b>	\$0.00			<b>SUBTOTAL</b>	\$6,285.58			<b>SUBTOTAL</b>	
													<b>SUBTOTAL</b>

City and County of Denver  
Purchasing Division  
Milk and Dairy Bid

Proposal No. DAIRY\_PRODUCTS\_0309C  
Dairy Products

City Net Unit Price	City Extended Net Price	Supplier Unit Cost (per Est Qty UOM)	Markup Percent	City Net Unit Price	City Extended Net Price	Supplier Unit Cost (per Est Qty UOM)	Markup Percent	City Net Unit Price	City Extended Net Price	Supplier Unit Cost (per Est Qty UOM)	Markup Percent	City Net Unit Price	City Extended Net Price
<b>Group 4 - Frozen</b>													
\$0.000	\$0.000	\$ 0.273	10.000%	\$0.300	\$3,258.26	\$ 0.388	5.500%	\$0.409	\$4,438.00	\$ 0.368	0.000%	\$0.368	\$0.368
\$0.000	\$0.000	\$ 0.273	10.000%	\$0.300	\$1,657.66	\$ 0.388	5.500%	\$0.409	\$2,257.86	\$ 0.368	0.000%	\$0.368	\$0.368
\$0.000	\$0.000	\$ 0.273	10.000%	\$0.300	\$1,117.12	\$ 0.280	5.500%	\$0.295	\$1,098.89	\$ 0.368	0.000%	\$0.368	\$0.368
\$0.000	\$0.000	\$ 0.273	10.000%	\$0.300	\$240.24	\$ 0.244	5.500%	\$0.257	\$205.73	\$ 0.409	0.000%	\$0.409	\$0.409
\$0.000	\$0.000	\$ 0.273	10.000%	\$0.300	\$405.41	\$ 0.241	5.500%	\$0.255	\$343.60	\$ 0.413	0.000%	\$0.413	\$0.413
<b>TOTAL</b>	\$ -			<b>SUBTOTAL</b>	\$ 6,678.67			<b>SUBTOTAL</b>	\$ 8,344.07			<b>SUBTOTAL</b>	\$ -



<b>US Foods "Program Z"</b>						
City Extended Net Price	Supplier Unit Cost (per Est Qty UOM)	Markup Percent	City Net Unit Price	City Extended Net Price		
<b>Group 1 - Butter</b>						
\$21,578.121	\$ 0.960	\$0.06	\$1.023	\$21,270.496		
\$2,758.636	\$ 0.501	5.750%	\$0.529	\$2,699.914		
\$3,009	\$ 2.746	7.250%		\$2,945		
\$ 24,339.77			<b>SUBTOTAL</b>	<b>\$ 23,973.36</b>		
<b>Group 2 - Fresh</b>						
\$278,700.40	\$ 0.427	0.000%	\$0.427	\$278,700.40		
\$894.00	\$ 0.447	0.000%	\$0.447	\$894.00		
\$4,034.10	\$ 0.475	0.000%	\$0.475	\$4,034.10		
\$2,500.00	\$ 1.250	0.000%	\$1.250	\$2,500.00		
\$11,977.78	\$ 0.535	0.000%	\$0.535	\$11,977.78		
\$200.61	\$ 1.858	0.000%	\$1.858	\$200.61		

City Extended Net Price	Supplier Unit Cost (per Est Qty UOM)	Markup Percent	City Net Unit Price	City Extended Net Price
\$2,981	\$ 2.981	0.000%		\$2,981
\$4,248	\$ 4.248	0.000%		\$4,248
\$2,920.31	\$ 9.271	0.000%	\$9.271	\$2,920.31
\$2,034	\$ 1.857	7.250%		\$1,991
\$2,034	\$ 1.857	7.250%		\$1,991
\$914.63	\$ 6.098	0.000%	\$6.098	\$914.63
\$302,153.122		<b>SUBTOTAL</b>		\$302,153.04
<b>Group 3 - Cheese</b>				
\$918.43	\$ 1.700	5.750%	\$1.798	\$898.88
\$834.76	\$ 3.863	5.750%	\$4.085	\$816.99
\$869.84	\$ 2.091	5.750%	\$2.211	\$851.32
\$2,470.97	\$ 1.787	5.750%	\$1.889	\$2,418.37
\$48,233.62	\$ 2.255	5.750%	\$2.384	\$47,206.90
\$507.36	\$ 1.565	5.750%	\$1.655	\$496.56
\$0.233	\$ 0.215	5.750%		\$0.228
\$0.236	\$ 0.219	5.750%		\$0.231
\$0.243	\$ 0.225	5.750%		\$0.238
\$0.261	\$ 0.241	5.750%		\$0.255
\$0.261	\$ 0.241	5.750%		\$0.255
\$362.54	\$ 1.864	5.750%	\$1.971	\$354.83
\$0.191	\$ 0.177	5.750%		\$0.187
\$2.044	\$ 1.892	5.750%		\$2.000
\$2.171	\$ 2.009	5.750%		\$2.125

City Extended Net Price	Supplier Unit Cost (per Est Qty UOM)	Markup Percent	City Net Unit Price	City Extended Net Price
\$54,203.15				
<b>SUBTOTAL</b>				\$53,049.36

City Extended Net Price	Supplier Unit Cost (per Est Qty UOM)	Markup Percent	City Net Unit Price	City Extended Net Price
<b>Group 4 - Frozen</b>				
\$3,996.42	\$ 0.368	0.000%	\$0.368	\$3,996.42
\$2,033.20	\$ 0.368	0.000%	\$0.368	\$2,033.20
\$1,370.20	\$ 0.368	0.000%	\$0.368	\$1,370.20
\$327.50	\$ 0.409	0.000%	\$0.409	\$327.50
\$556.88	\$ 0.413	0.000%	\$0.413	\$556.88
<b>\$ 8,284.19</b>			<b>SUBTOTAL</b>	<b>\$ 8,284.19</b>