

Fuel presentation


City and County of Denver
January 25, 2012

Fuel presentation

- ▶ Why we are here today:
 - To discuss Council approval of three additional master purchase orders for fuel
 - City Council approved a first master purchase order on Monday with Hill Petroleum (our current fuel vendor)
 - We're requesting the additional master purchase orders to "lock" fuel prices
 - With additional MPOs in place, we can request quotes from a total of four vendors and obtain the best deal for the City
 - We're increasing the competition with this new approach


Fuel presentation

- ▶ How it worked in the past
 - Denver contracted with *one* vendor to provide fuel.
 - If we wanted to lock fuel prices, we could only obtain quotes and lock with that one vendor.
- ▶ New in 2012
 - We qualified four vendors through an RFP process, allowing us to request locked prices from all of them and compare our options.
 - Having all the MPOs in place (with Gray Oil, Chief Petroleum, Mansfield Oil Company, and Hill Petroleum) provides us the means to lock immediately with the successful bidder.



Fuel presentation

- ▶ Two ways we purchase fuel
 1. When we are not locked, we purchase fuel based on OPIS pricing (quotes provided by the Oil Price Information Service)
 - Our vendor gives us a discount off the average weekly price offered by refineries at the Denver terminal
 - The price we pay is established weekly and can change week to week.
 - Pros to OPIS pricing: We immediately benefit from price decreases (as is the case in 2012)
 - Cons to OPIS pricing: No protection from price spikes.




Fuel presentation

▶ The other way we buy fuel


2) We “lock” fuel prices

- We request price quotes from our fuel vendor (the vendor can typically look 6–12 months ahead) and the City can choose to lock for varying time periods – whatever is advantageous
- **Pros to locking:** protection from price spikes, budget certainty, greater assurance of supply in times of fuel shortages
- **Cons to locking:** the City may want protection should fuel prices drop lower than the locked price
 - “Downside protection”, like an insurance policy, comes at a premium – typically costs 5% per gallon.




Fuel presentation

- ▶ What we consider before we lock
 - What are the locked prices being offered?
 - Are they higher or lower than we are paying today?
 - Time of the year
 - Gas prices tend to increase during the summer months, so we like to be locked during the summer, if possible
 - Demand for diesel increases in the winter due to a greater demand for heating oil in the Northeast




Fuel presentation

- ▶ Challenges to locking:
 - When the quotes we receive to “lock” are higher than the prices we’re currently paying
 - Do we want to purchase “downside protection” in case prices fall lower than our locked price (downside increases our cost per gallon)?
 - How long do we want to lock for?




Fuel presentation

- ▶ Currently:
 - We are not locked
 - Prices we're paying are below budget:
 - Unleaded this week: \$2.39 (budgeted \$3.18)
 - #2 Diesel this week: \$3.02 (budgeted \$3.36)
 - Note: we are using a B5 blend (5% biodiesel)
 - We are saving money in January!



Fuel presentation

- ▶ We'd like to look at locking in the future:
 - By approving the additional three master purchase orders in front of you today, we can request locked quotes from four vendors (instead of one, as it was in the past)
 - Compare pricing and options the vendors offer
 - Get best deal possible for City



Fuel presentation

- ▶ Any questions?

