

State of Homelessness Update

Dr. Jamie Rife

Executive Director, Metro Denver Homeless Initiative

METRO DENVER HOMELESS INITIATIVE

2022-2023

STATE OF HOMELESSNESS

HOMELESSNESS IN METRO DENVER
THROUGH A LENS OF RACIAL
EQUITY AND LIVED EXPERIENCE



Adams, Arapahoe, Boulder,
Broomfield, Denver, Douglas
and Jefferson Counties

Metro Denver Homeless Initiative
711 Park Ave West, Denver, CO



www.mdhi.org
info@mdhi.org



Educate

- Educate the public on data sources

Identify

- Identify causes of homelessness and action steps

Elevate

- Elevate the voice of lived expertise (LE) and racial inequities

Address

- Address misconceptions on homelessness

Purpose of the Report

New This Year

Narrative/system
improvement
individuals from
with LE

Analysis of racial
inequities and
system changes

Breakdown of
veteran data as a
subpopulation

Data around
common
misconceptions

High prevalence of
the experience of
trauma

Fuller data on
causes of
homelessness

Data Summary

- Total number of individuals for each data set
- Explains the type of count and overview
- Decrease in MKV related to COVID-19

DATA SUMMARY

27,860

HMIS

People accessing services or housing related to homelessness at HMIS Partner Agencies

07/01/21 - 06/30/2022

6,884

POINT IN TIME

People counted experiencing sheltered and unsheltered homelessness on a single night

NIGHT OF 01/24/22

3,695

VI-SPDAT

People included in households assessed by the VI-SPDAT in our Coordinated Entry System

07/01/21 - 06/30/2022

8,240

MCKINNEY-VENTO

Students identified and reported by public school districts as experiencing homelessness

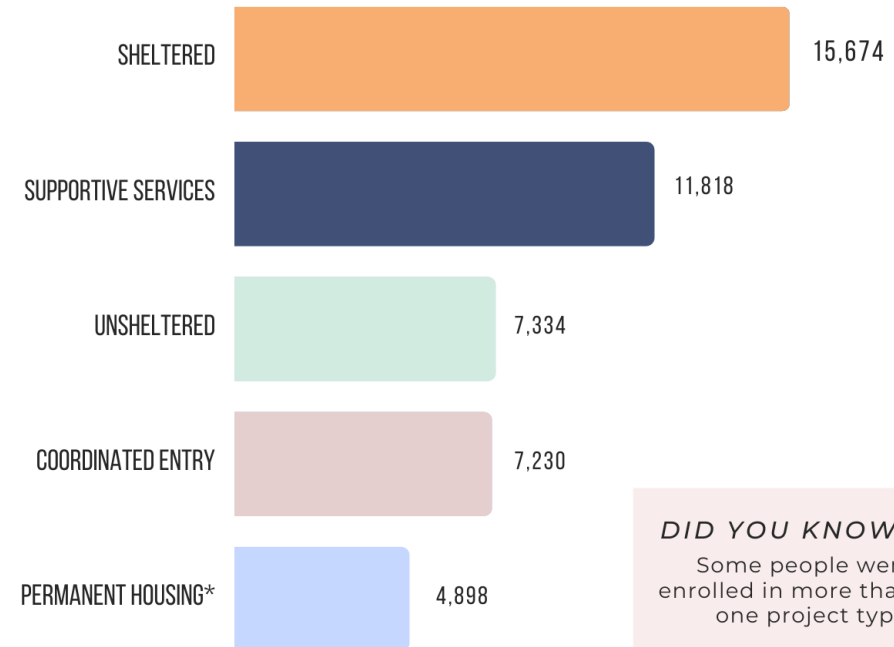
2020-2021 SCHOOL YEAR

HMIS Data

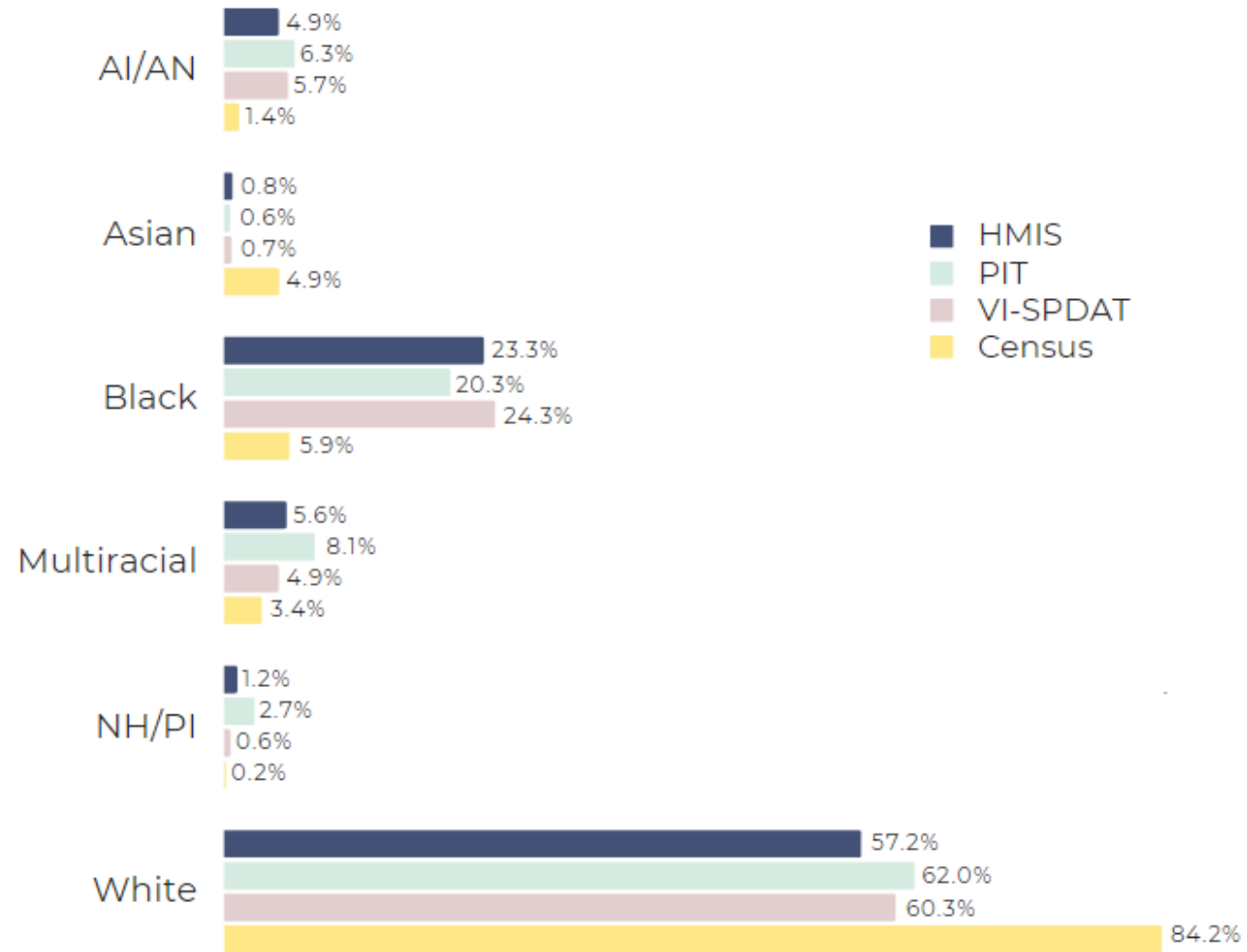
TOTAL HMIS DATA

27,860 PEOPLE
ACCESSING HOMELESSNESS SERVICES

PEOPLE SERVED BY PROJECT TYPE



Racial Inequity



Racial Inequity

3.6 X

OVERREPRESENTED
IN HOMELESSNESS

BLACK OR AFRICAN
AMERICAN

2.6 X

OVERREPRESENTED
IN HOMELESSNESS

MULTI-RACIAL

4.0 X

OVERREPRESENTED
IN HOMELESSNESS

NATIVE AMERICAN
OR INDIGENOUS


4.5 X

OVERREPRESENTED
IN HOMELESSNESS

NATIVE HAWAIIAN
OR PACIFIC ISLANDER

What the Data Tell us

Addressing common
misconceptions



SELF-REPORTED CAUSES HMIS DATA

A total of 12,241 unique individuals who accessed services or housing related to homelessness at an HMIS Partner Agency from 07/01/21-06/30/22 responded to the optional question: *Would you like to share the reasons or factors you feel contributed to your homelessness?*

- 1 RELATIONSHIP PROBLEMS OR FAMILY BREAK-UP
- 2 LOST A JOB OR COULD NOT FIND WORK
- 3 UNABLE TO PAY RENT OR MORTGAGE
- 4 ASKED TO LEAVE OR EVICTED
- 5 ALCOHOL OR SUBSTANCE ABUSE PROBLEMS

SELF-REPORTED CAUSES POINT IN TIME DATA


A total of 6,884 unique individuals were counted on the night of 01/04/22 and had a chance to respond to the optional question: *Would you like to share the reasons or factors you feel contributed to your homelessness?*

- 1 UNABLE TO PAY RENT OR MORTGAGE
- 2 ASKED TO LEAVE OR EVICTED
- 3 LOST A JOB OR COULD NOT FIND WORK
- 4 RELATIONSHIP PROBLEMS OR FAMILY BREAK-UP
- 5 ALCOHOL OR SUBSTANCE ABUSE PROBLEMS

Data on Causes of Homelessness

Fields	HMIS	PIT
Unable to Pay Rent Mortgage	25.68%	29.91%
Asked to Leave or Evicted	21.09%	25.84%
Lost a Job Could Not Find Work	25.84%	24.11%
Relationship Problems or Family Breakup	27.38%	23.85%
Alcohol Substance Abuse Problems	20.18%	20.82%

Data on Causes of Homelessness



Fair Market Rent

People Last Housed in Colorado

PEOPLE ARE NOT MOVING TO COLORADO AND BECOMING HOMELESS

Of the 4,384 people who shared previous address information in HMIS, 87% report a last permanent address in Colorado.

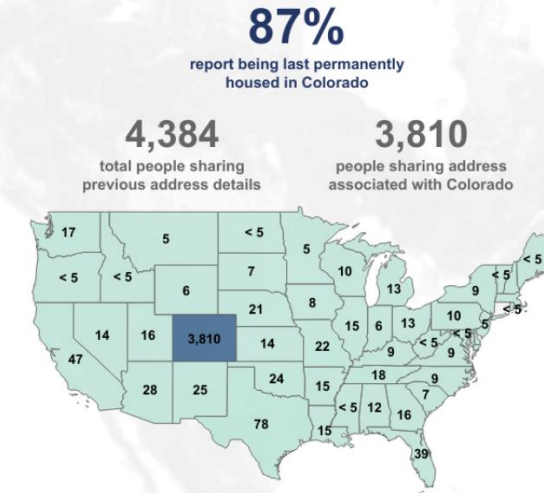
87%

LAST HOUSED
IN COLORADO



People who have their information entered into COHMIS have the opportunity to share the details about the location where they were last permanently housed prior to experiencing homelessness. Providing this information is optional.

The last permanent address data we have on file for the people served in COHMIS in Metro Denver since 2019 overwhelmingly indicates they were previously housed in Colorado prior to experiencing homelessness.

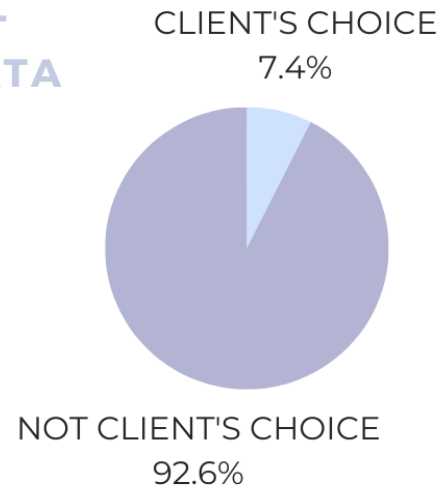


Homelessness is Rarely a Choice

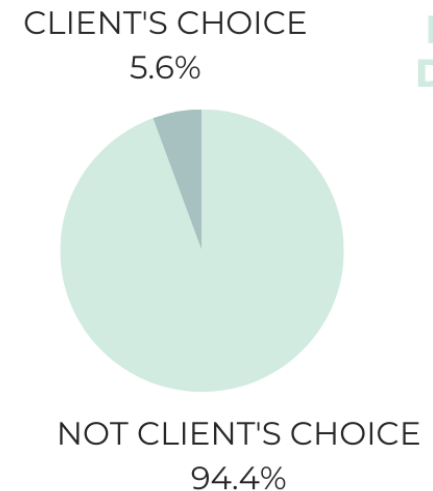
HOMELESSNESS IS RARELY A CHOICE

There is also a misconception about homelessness being a matter of 'personal choice.' However, our HMIS and Point in Time data indicate otherwise: the vast majority of respondents did not choose to experience homelessness.

PIT
DATA




HMIS
DATA



Key Takeaways

What we can do to address
homelessness



1

Approach homelessness as a solvable issue

2

Know who's experiencing homelessness by name, in real time

3

Create a response rooted in racial equity & lived expertise

4

Address the affordable housing and supportive services needs

5

Identify ongoing, sustainable funding stream(s)

Key Takeaways



Questions?