

On-Call Contract Amendments

Vertical Facility Professional Services & Construction

Transportation & Infrastructure Presentation

3/18/2026




Agenda

- Vertical On-Call History
- Vertical On-Call Overview & Uses
- Today's Requests for Amendments
 - Professional Services Categories
 - RR26-0254 through RR26-0276
 - Large & Small Business Enterprise (SBE)
Construction Categories
 - RR26-0277 through RR26-0291



On-Call Contract Purpose and Use

- Establish and maintain a pool of pre-qualified on-call consultants and contractors
- Support DOTI's capital projects, as well as other Mayoral initiatives with efficient resourcing
- Support the economy and our small business partners and provide jobs
- Meet tight seasonal install parameters
- Enhance Denver's vibrancy for our community and our visitors



Vertical On-Call Contracts History

- Formally Procured, Advertised and Approved in 2023
- Vertical Professional Services
 - Category 1: Architectural Design
 - Category 2: Structural Engineering
 - Category 3: Geotechnical Services
- Vertical Construction On-Calls
 - Small Business Enterprise (SBE) General Construction
 - Large General Construction
- Separate MWBE goals for each category of Professional Services & Large Construction.
- Contracts awarded to firms of various sizes and expertise.

For details on the
Current Category
Contract holders, visit
Do Business with DOTI



www.denvergov.org/dobusinesswithdoti

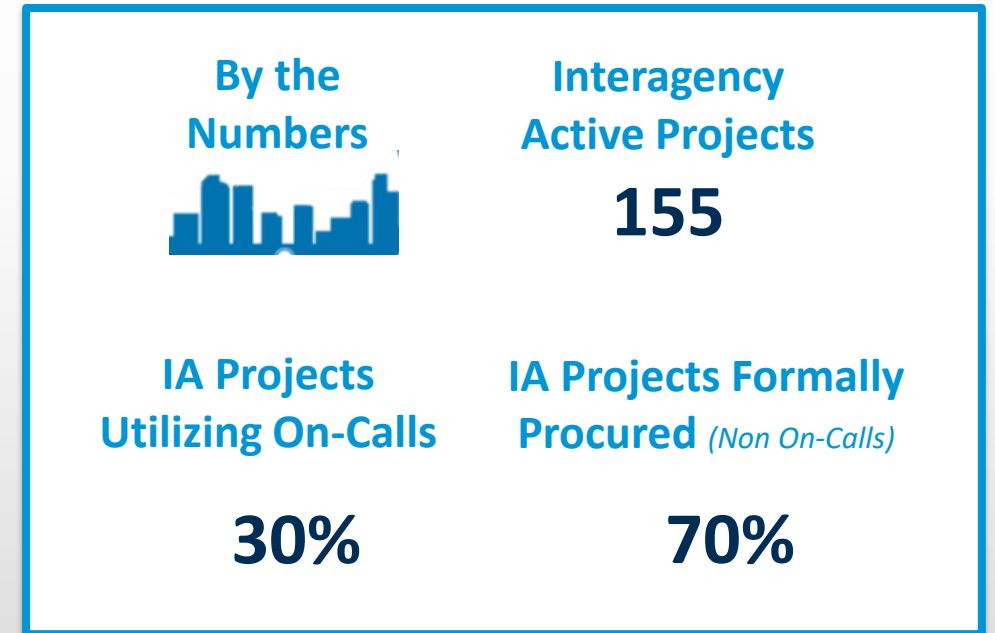
Vertical On-Call Contracts History

On-Call Project Scope (2023-2026)

Typical on-call projects consist of deferred maintenance, code compliance, energy updates, and interior renovations. Concrete, masonry, roofing, structural, electrical, mechanical, plumbing, etc.

On-Call Project Examples (2023-2026)

- 4595 Quebec Street Roof and Boiler Replacement
- Central Platte Campus Security Improvement and Site Lighting
- DFD Station 1 EV Charging Stations
- City Park Irrigation Pump Station Repair/Improvement
- DPR Recreation Center Roof Safety Improvements
- DCJ Switchgear Full Replacement Project
- DPL Fire Alarm Replacement Projects; Valdez, Park Hill
- DCJ Building 16 Sewer Repair
- DPR Glenarm HVAC & Roof Project
- Echo Lake Septic System Replacement
- Code Upgrades
- Rec Center Restroom Upgrades



**Specialized projects use formal procurements tailored to needs.*

Vertical On-Call Contract Administration

Interagency: ~155 Active Projects

Funding:

- Funds Are Encumbered at Time of Individual Project Need Only
- Funds are Supplied by each Program Below
- Capacity is not a Guarantee of Actual Project Work

Anticipated Programs:

- DAV, DHS, DFD, DPD, DSD, DOTI, DPL, DPR, HOST, CASR, NWCO, Culturals, GS
- Bond Programs
- FIT Deferred Maintenance
- Enterprise Funding (DAV, DOTI)
- Grant Funding (Parks, CASR)
- Other Funding Agreements (HOST, Culturals, DHS, ADA)

Vertical On-Call Professional Services Contracts Summary

Professional Services Category	# of Firms	Max Capacity Per Firm	Total Capacity (\$)	Total Capacity Used (\$)	Total Capacity Used (%)	DSBO Goal	Contracts Expiration
Architectural Design- Cat. 1	15	\$5M	\$75M	\$23M	31%	14% MWBE	7/2026
Structural Engineering- Cat. 2	4	\$1.5M	\$6M	\$1.4M	23%	11% MWBE	7/2026
Geotechnical Services- Cat. 3	4	\$1.5M	\$6M	\$3M	50%	25% MWBE	7/2026

<p>By the Numbers</p> 	<p># of Categories</p> <p>3</p>	<p># of Firm Opportunities</p> <p>277</p>	<p># of MWBE Firm Opportunities</p> <p>128</p>
---	--	--	---

Vertical On-Call Professional Services Amendment Request

- Extend current contracts by 2-years
- *Restore \$5M capacity to Architectural On-Call (+\$23M)
- Add \$500k capacity each to each Geotech On-Call (+\$2M)
- Update minor contract language per CAO recommendations

Professional Services Category	# of Firms	Max Capacity Per Firm	Max Capacity Per Category	Max Capacity Added	Amended Max Capacity Per Category	DSBO Goal	Updated Expiration
Architectural Design- Cat. 1	15	\$5M	\$75M	\$23M	\$98M*	14% MWBE	7/2028
Structural Engineering- Cat. 2	4	\$1.5M	\$6M	\$0M	N/A	11% MWBE	7/2028
Geotechnical Services- Cat. 3	4	\$1.5M	\$6M	\$2M	\$8M	25% MWBE	7/2028

*Architecture firm capacity will be restored to \$5M capacity, adding a variable amount per firm depending on remaining contract capacity at time of amendment.

Vertical On-Call Construction Contracts Summary

Contract Name	# of Firms	Max Capacity Per Firm	Total Capacity (\$)	Total Capacity Used (\$)	Total Capacity Used (%)	DSBO Goal	Contracts Expiration
SBE Vertical Construction	4	\$5M	\$20M	\$12.4M	62%	30% SBE	7/2026
Large Vertical Construction	12	\$25M	\$300M	\$76M	25%	21% MWBE	7/2026

Vertical On-Call Construction Amendment Request

- Extend current contracts by 2-years
- Add \$3M capacity each to each SBE Construction On-Call (+\$12M)
- *Restore \$25M capacity to Large Construction On-Call(+\$74.2M)
- Update minor contract language per CAO recommendations

Contract Name	# of Firms	Max Capacity Per Firm	Max Capacity Per Category	Max Capacity Added	Amended Max Capacity Per Category	DSBO Goal	Updated Expiration
SBE Construction	4	\$5M	\$20M	\$12M	\$32M	30% SBE	7/2028
Large Construction	12	\$25M	\$300M	\$74.2M*	\$374.2M	21% MWBE	7/2028

*Large Construction firm capacity will be restored to \$25M capacity each adding a variable amount per firm depending on remaining contract capacity amount.

EXAMPLE LARGE CONTRACT CAPACITY CALCULATIONS

FCI Contractors Current Capacity Balance: \$22.4M + Add Capacity \$2.6M = \$25M Capacity Restored


PCL Construction Current Capacity Balance: \$20.5M + Add Capacity \$4.5M = \$25M Capacity Restored



Questions?



On-Call Projects for Mini-Bid:

By the Numbers	Hypothetical Project (\$)	Bidding On-Call Firms	Required Capacity to Bid Project	Total On-Call Bid Capacity Required		
	\$1M	3	X	\$1M	=	\$3M

How is Total Contract Capacity Determined?

- Historical Usage
 - Agency Portfolios (DAV, DPL, DPR, HOST, etc.)
 - Council Approved Annual Budget Values
 - Project Forecasts
- * Enough capacity to bid every project to 3 bidders

Professional Services On-Call Contracts: Cat. 1

Resolution #	Contract #	Category 1 – Architectural	Original Contract Capacity	Amendment	Amended Capacity
RR26-0254	202582205	Anderson Hallas (1 of 15) On-Call Architectural Design Cat. 1 - Amendment #1 (202368005-01)	\$5,000,000.00	\$1,488,013.00	\$6,488,013.00
RR26-0255	202582206	Coover-Clark (2 of 15) On-Call Architectural Design Cat. 1 - Amendment #1 (202368006-01)	\$5,000,000.00	\$816,583.43	\$5,816,583.43
RR26-0256	202582207	Gensler (3 of 15) On-Call Architectural Design Cat. 1 - Amendment #1 (202368007-01)	\$5,000,000.00	\$1,042,912.25	\$6,042,912.25
RR26-0257	202582208	Handprint (4 of 15) On-Call Architectural Design Cat. 1 - Amendment #1 (202368008-01)	\$5,000,000.00	\$2,390,645.50	\$7,390,645.50
RR26-0258	202582209	HDR Architecture (5 of 15) On-Call Architectural Design Cat. 1 - Amendment #1 (202368009-02)	\$5,000,000.00	\$1,653,831.56	\$6,653,831.56
RR26-0259	202582210	Huitt-Zollars (6 of 15) On-Call Architectural Design Cat. 1 - Amendment #1 (202368010-01)	\$5,000,000.00	\$1,092,224.00	\$6,092,224.00
RR26-0260	202582211	Iron Horse (7 of 15) On-Call Architectural Design Cat. 1 - Amendment #1 (202368011-01)	\$5,000,000.00	\$755,106.68	\$5,755,106.68
RR26-0261	202582212	Jacobs (8 of 15) On-Call Architectural Design Cat. 1 - Amendment #1 (202368012-01)	\$5,000,000.00	\$2,952,166.34	\$7,952,166.34
RR26-0262	202582213	OLC (9 of 15) On-Call Architectural Design Cat. 1 - Amendment #2 (202368013-02)	\$5,000,000.00	\$395,352.09	\$5,395,352.09
RR26-0263	202582214	OZ Architecture (10 of 15) On-Call Architectural Design Cat. 1 - Amendment #1 (202368014-01)	\$5,000,000.00	\$2,272,751.16	\$7,272,751.16
RR26-0264	202582215	RATIO Architects (11 of 15) On-Call Architectural Design Cat. 1 - Amendment #1 (202368015-01)	\$5,000,000.00	\$534,205.50	\$5,534,205.50
RR26-0265	202582216	SEH (12 of 15) On-Call Architectural Design Cat. 1 - Amendment #1 (202368016-01)	\$5,000,000.00	\$2,788,873.97	\$7,788,873.97
RR26-0266	202582217	Studioscene (13 of 15) On-Call Architectural Design Cat. 1 - Amendment #1 (202368017-01)	\$5,000,000.00	\$3,676,863.50	\$8,676,863.50
RR26-0267	202582218	abo co-op (14 of 15) On-Call Architectural Design Cat. 1 - Amendment #2 (202368018-02)	\$5,000,000.00	\$721,608.25	\$5,721,608.25
RR26-0268	202582219	Wold Architects (15 of 15) On-Call Architectural Design Cat. 1 - Amendment #1 (202368019-01)	\$5,000,000.00	\$428,687.95	\$5,428,687.95

Professional Services On-Call Contracts: Cat. 2 & 3

Resolution #	Contract #	Category 2 – Structural Engineering	Original Contract Capacity	Amendment	Amended Capacity
RR26-0269	202582724	Alfred Benesch (1 of 4) On-Call Structural Engineering Cat. 2 - Amendment #2 (202368020-02)	\$1,500,000.00	\$0.00	\$1,500,000.00
RR26-0270	202582725	Martin/Martin (2 of 4) On-Call Structural Engineering Cat. 2 - Amendment #1 (202368021-01)	\$1,500,000.00	\$0.00	\$1,500,000.00
RR26-0271	202582726	Stantec (3 of 4) On-Call Structural Engineering Cat. 2 - Amendment #2 (202368022-02)	\$1,500,000.00	\$0.00	\$1,500,000.00
RR26-0272	202582727	Walker (4 of 4) On-Call Structural Engineering Cat. 2 - Amendment #1 (202368023-01)	\$1,500,000.00	\$0.00	\$1,500,000.00

Resolution #	Contract #	Category 3 – Geotechnical	Original Contract Capacity	Amendment	Amended Capacity
RR26-0273	202582730	Kumar (1 of 4) On-Call Geotechnical Cat. 3 - Amendment #1 (202368024-01)	\$1,500,000.00	\$500,000.00	\$2,000,000.00
RR26-0274	202582731	Ninyo and Moore (2 of 4) On-Call Geotechnical Cat. 3 - Amendment #1 (202368025-01)	\$1,500,000.00	\$500,000.00	\$2,000,000.00
RR26-0275	202582732	OLSSON (3 of 4) On-Call Geotechnical Cat. 3 - Amendment #1 (202368026-01)	\$1,500,000.00	\$500,000.00	\$2,000,000.00
RR26-0276	202582733	Terracon (4 of 4) On-Call Geotechnical Cat. 3 - Amendment #1 (202368027-01)	\$1,500,000.00	\$500,000.00	\$2,000,000.00

Large & SBE Construction

Resolution #	Contract #	Large Vertical Construction - Contract Name	Original Contract Capacity	Amendment	Amended Capacity
RR26-0277	202582153	FCI Constructors (1 of 11) On-Call Large Vertical Construction - Amendment #2 (202367915-02)	\$25,000,000.00	\$2,545,705.16	\$27,545,705.16
RR26-0278	202582154	GH Phipps (2 of 11) On-Call Large Vertical Construction - Amendment #2 (202367919-02)	\$25,000,000.00	\$9,965,030.05	\$34,965,030.05
RR26-0279	202582155	Haselden Construction (3 of 11) On-Call Large Vertical Construction - Amendment #2 (202367920-02)	\$25,000,000.00	\$7,567,422.95	\$32,567,422.95
RR26-0280	202582156	Howell Construction (4 of 11) On-Call Large Vertical Construction - Amendment #2 (202367921-02)	\$25,000,000.00	\$7,206,145.40	\$32,206,145.40
RR26-0281	202582157	Krische Construction (5 of 11) On-Call Large Vertical Construction - Amendment #2 (202367922-02)	\$25,000,000.00	\$12,552,073.44	\$37,552,073.44
RR26-0282	202582158	Mark Young Construction (6 of 11) On-Call Large Vertical Construction - Amendment #2 (202367923-02)	\$25,000,000.00	\$10,602,149.12	\$35,602,149.12
RR26-0283	202582159	Milender White (7 of 11) On-Call Large Vertical Construction - Amendment #2 (202367924-02)	\$25,000,000.00	\$7,979,788.25	\$32,979,788.25
RR26-0284	202582160	MW GOLDEN (8 of 11) On-Call Large Vertical Construction - Amendment #2 (202367925-02)	\$25,000,000.00	\$5,902,764.72	\$30,902,764.72
RR26-0285	202582161	PCL Construction (9 of 11) On-Call Large Vertical Construction - Amendment #2 (202367926-02)	\$25,000,000.00	\$4,484,056.33	\$29,484,056.33
RR26-0286	202582162	Roche Constructors (10 of 11) On-Call Large Vertical Construction - Amendment #2 (202367927-02)	\$25,000,000.00	\$5,461,724.64	\$30,461,724.64
RR26-0287	202582163	THE WEITZ COMPANY (11 of 11) On-Call Large Vertical Construction - Amendment #2 (202367928-02)	\$25,000,000.00	\$0.00	\$25,000,000.00

Resolution #	Contract #	SBE Construction - Contract Name	Original Contract Capacity	Amendment	Amended Capacity
RR26-0288	202582137	Bauen Studios (1 of 4) On-Call SBE Vertical Construction - Amendment #2 (202367857-02)	\$5,000,000.00	\$3,000,000.00	\$8,000,000.00
RR26-0289	202582138	Halcyon Construction (2 of 4) On-Call SBE Vertical Construction - Amendment #2 (202367858-02)	\$5,000,000.00	\$3,000,000.00	\$8,000,000.00
RR26-0290	202582139	Sky Blue Builders (3 of 4) On-Call SBE Vertical Construction - Amendment #2 (202367859-02)	\$5,000,000.00	\$3,000,000.00	\$8,000,000.00
RR26-0291	202582140	Wilderness Construction (4 of 4) On-Call SBE Vertical Construction - Amendment #2 (202367860-02)	\$5,000,000.00	\$3,000,000.00	\$8,000,000.00

Category 1, Prof. Services- Architecture: 15 FirmsCapacity Per Firm: **\$5M**Total Capacity: **\$75M**Remaining Total Capacity to date: **\$52M**

Category 1, Prof. Services- Architecture: FIRMS	Remaining Capacity	DSBO MWBE Commitment	DSBO Tracked via B2G Reporting	MWBE Goal Projected, Interagency Tracked
Short-Elliott-Hendrickson, Incorporated	\$2.2M	14%	5.57%	13%
The Abo Group, Inc.	\$4.3M	14%	0%	27%
STUDIOTROPE, LLC	\$1.3M	14%	8.95%	13%
OZ Architecture, Inc.	\$2.7M	14%	1.71%	17%
Iron Horse Architects Inc.	\$4.2M	14%	100%	33%
HDR ARCHITECTURE, INC.	\$3.3M	14%	0%	12%
RATIO ARCHITECTS, LLC fka Humphries Poli Architects, P.C.	\$4.5M	14%	0%	31%
JACOBS ENGINEERING GROUP INC.	\$2.05M	14%	17.82%	23.53%
M. ARTHUR GENSLER, JR. AND ASSOCIATES, INC.	\$4.0M	14%	17.43%	40%
Handprint Architecture Inc	\$2.6M	14%	0%	34%
Anderson Hallas Architects, PC	\$3.5M	14%	0%	27%
WOLD ARCHITECTS INCORPORATED	\$4.6M	14%	0%	9%
COOVER-CLARK & ASSOCIATES, INC.	\$4.1M	14%	0%	37%
HUITT-ZOLLARS, INC.	\$3.9M	14%	0%	13%
OHLSON LAVOIE CORPORATION	\$4.6M	14%	0%	14%

Category 2, Prof. Services- Structural: 4 FirmsCapacity Per Firm: **\$1.5M**Total Capacity: **\$6M**Remaining Total Capacity to date: **\$4.6M**

Category 2, Prof. Services- Structural: FIRMS	Remaining Capacity	DSBO MWBE Commitment	DSBO Tracked via B2G Reporting	MWBE Goal Projected, Interagency Tracked
Martin/Martin, Inc.	\$0.95M	11%	4.44%	4.44%
Alfred Benesch & Company	\$1.3M	11%	0%	14%
STANTEC ARCHITECTURE INC.	\$0.84M	11%	0%	20%
WALKER CONSULTANTS, INC.	\$1.5M	11%	0%	0%

Category 3, Prof. Services- Geotechnical Services: 4 FirmsCapacity Per Firm: **\$1.5M**Total Capacity: **\$6M**Remaining Total Capacity to date: **\$3M**

Category 3, Prof. Services- Geotech: FIRMS	Remaining Capacity	DSBO MWBE Commitment	DSBO Tracked via B2G Reporting	MWBE Goal Projected, Interagency Tracked
KUMAR AND ASSOCIATES, INC.	\$0.8M	25%	23.16%	23.16%
TERRACON CONSULTANTS, INC.	\$0.6M	25%	11.08%	11.08%
OLSSON, INC.	\$0.6M	25%	0%	3%
Ninyo & Moore Geotech. and Enviro. Consultants	\$1.1M	25%	0%	15%

SBE Construction: 4 Firms
 Capacity Per Firm: **\$5M**
 Total Capacity: **\$20M**
 Remaining Total Capacity to date: **\$7.6M**

Firm Name Construction Services- Small	Remaining Capacity	DSBO SBE Commitment	DSBO SBE Progress Tracked via B2G Reporting
WILDERNESS CONSTRUCTION CO.	\$2.1M	30%	43.15%
Halcyon Construction, Inc.	\$1.1M	30%	91.55%
Sky Blue Builders LLC	\$3.5M	30%	96.80%
Bauen Studios LLC	\$.9M	30%	99.03%

Large Construction: 12 Firms
 Capacity Per Firm: **\$25M**
 Total Capacity: **\$300M**
 Remaining Total Capacity to date: **\$224M**

Firm Name Construction Services- Large	Remaining Capacity	DSBO MWBE Commitment	DSBO Tracked via B2G Reporting	MWBE Goal Progress Projected by Firm
FCI CONSTRUCTORS, INC.	\$22.5M	21%	73.58%	73.58%
Haselden Construction, LLC	\$17.4M	21%	24.48%	24.48%
Mark Young Construction, LLC	\$14.4M	21%	17.60%	17.60%
GERALD H. PHIPPS, INC.	\$15M	21%	12.12%	18.60%
KRISCHE CONSTRUCTION, INC.	\$12.5M	21%	4.02%	4.02%
JAMES R. HOWELL & CO., INC. dba HOWELL CONSTRUCTION	\$17.8M	21%	0.00%	29.00%
MW GOLDEN CONSTRUCTORS	\$19.2M	21%	19.38%	19.38%
PCL CONSTRUCTION SERVICES, INC.	\$20.5M	21%	0.00%	6.60%
THE WEITZ COMPANY, LLC	\$25M	21%	0.00%	0.00%
MILENDER WHITE CONSTRUCTION CO.	\$17M	21%	8.99%	19.00%
ROCHE CONSTRUCTORS INC	\$19.5M	21%	20.36%	20.36%