

May 20<sup>th</sup>, 2026

# Dept. of Transportation & Infrastructure

2026 Workplan Presentation





16th St



Colfax BRT



Before



Montbello Channel

# DOTI Overview & Work Plan Roadmap

Vibrant

Climate

Safety

- ✓ Capital Program Summary
- ✓ Fleet, Maintenance and Operations
- ✓ DME
- ✓ Sidewalks
- ✓ Bridges
- ✓ Interagency/Vertical
- ✓ Wastewater
- ✓ ROW/Permitting
- ✓ Enforcement

- ✓ Solid Waste
- ✓ Microtransit

- ✓ Vision Zero
- ✓ Capital Investment Highlights
- ✓ Slow & Safe Streets with Bikeways
- ✓ Safe Routes to Schools
- ✓ SPEED Safety Program


# DOTI Overview

**Vision:** To be the ideal Department of Transportation and Infrastructure in the country.

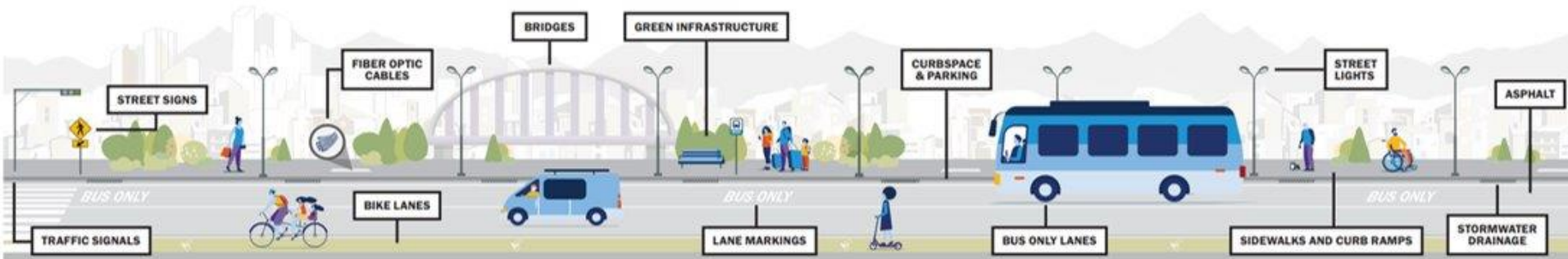
**Mission:** Denver's Department of Transportation and Infrastructure, through its employees, enhances the quality of life in Denver by safely and efficiently delivering effective, high quality, sustainable and equitable public infrastructure and services.

**Strategic Focus Areas:**

|                             |                         |
|-----------------------------|-------------------------|
| Invest in our People        | Operate with Discipline |
| Use Data to Drive Decisions | Deliver Results         |
| Embed and Measure Equity    |                         |



# What DOTI Delivers



Plan



Design



Build



Deliver



Operate



Maintain



Regulate



Enforce



Solid Waste



Stormwater &  
Wastewater  
Management

# 2026 Philosophy



Prioritize the delivery of core services: solid waste collection, transportation operations and maintenance, snow removal, citywide infrastructure, right of way services, and public works



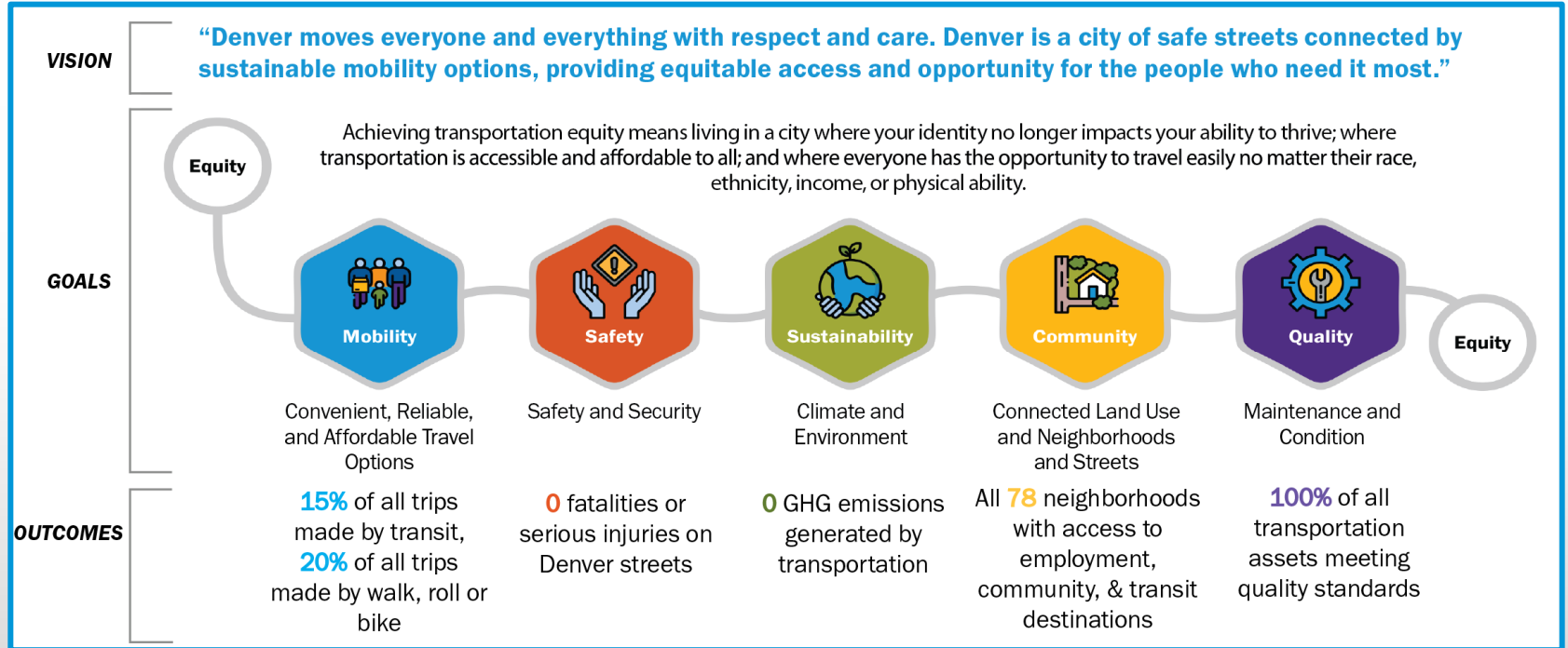
Continue to focus on project delivery to build the transportation network and citywide infrastructure throughout Denver



Commit to ensuring the transportation and infrastructure system is safe, sustainable, equitable and accessible for all

# DENVER MOVES EVERYONE

## DME DELIVERS



# DOTI 2026 Goals

## Vibrant

- Initiate all funded Vibrant projects, start construction of 6 critical transportation, infrastructure and wastewater projects; 15 critical projects open to the public including phase of Colfax BRT, Weir Gulch Reach 1 and I-25 & Broadway by 12/31/26
- Advance over \$74.5M in annual maintenance to continue investing in state of good repair by 12/31/26
- Achieve and maintain 99% solid waste route completion by 12/31/26
- Coordinate with DPO to complete all site development process update and plans, permit application, and associated plans within 180 calendar days, as well as complete wastewater standards update by 12/31/2026

## Climate

- Increase and encourage transportation options for residents to shift 1-2 car trips per week to transit, walking, rolling and biking in key areas by 12/31/26 to reduce on road transportation emissions
- Implement elements of sustainable fleet program including Fleet Rightsizing, finalization of the Fleet Facilities and Electrification Strategy with CASR, implement full pilot of heavy-duty electrified solid waste fleet by 12/31/26

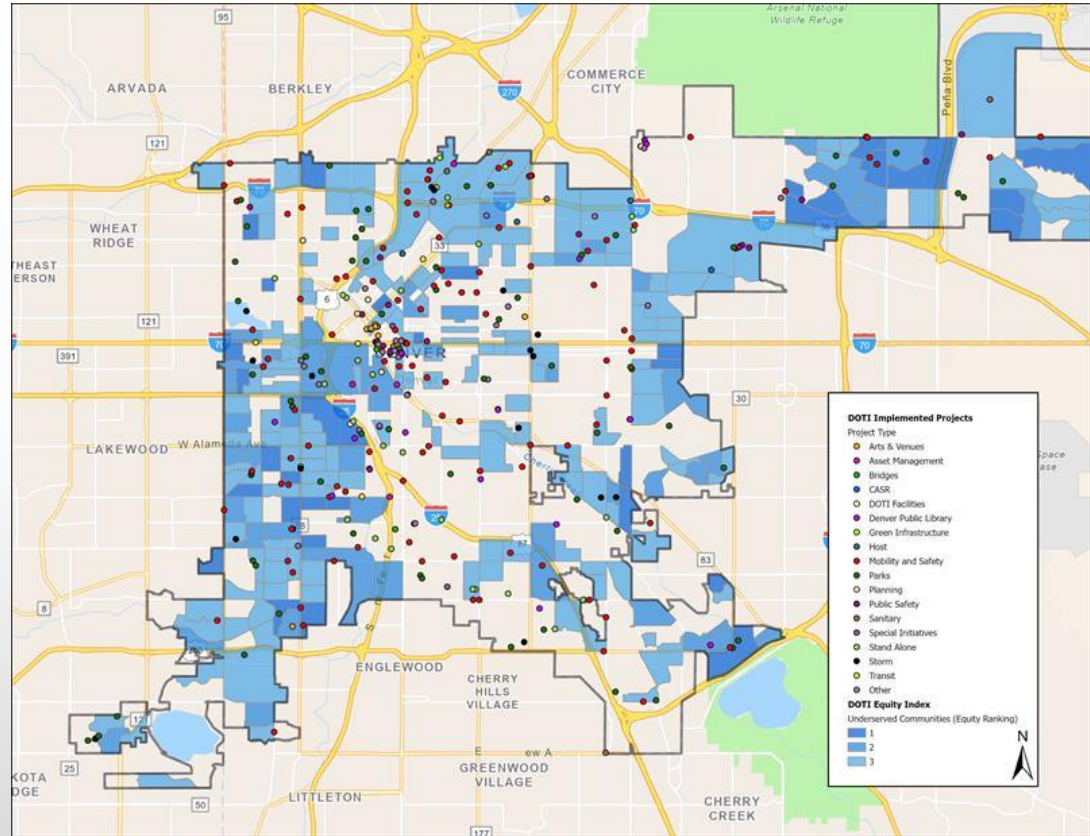
## Safety

- Install safety improvements and speed cameras on Federal Blvd, Alameda Ave, and Colorado Blvd to reduce traffic deaths by 50% on Federal Blvd and Alameda Ave by late 2026, and on Colorado Blvd by late 2027. Initiate downtown safety zone improvements with grant funding by late 2026.
- Install traffic calming measures ('Slow and Safe Streets') along 18 miles of city streets and deploy divertors at key locations throughout the city by late 2026. Continue to identify additional Slow and Safe Street locations by late 2026.

# Equity Considerations

DOTI's continuing commitment to equitable investment:

- Ensuring investments focus on areas with greatest need
- Maximizing utilization of disadvantaged (SBE/ MBE/WBE) suppliers and contractors
- Ensuring development opportunities are extended to all levels of the organization with focus on areas with the greatest need
- **75% of mapped projects are partially or completely within the Equity Index: Underserved Communities**



# 2026 Focus Areas

Vibrant

Climate

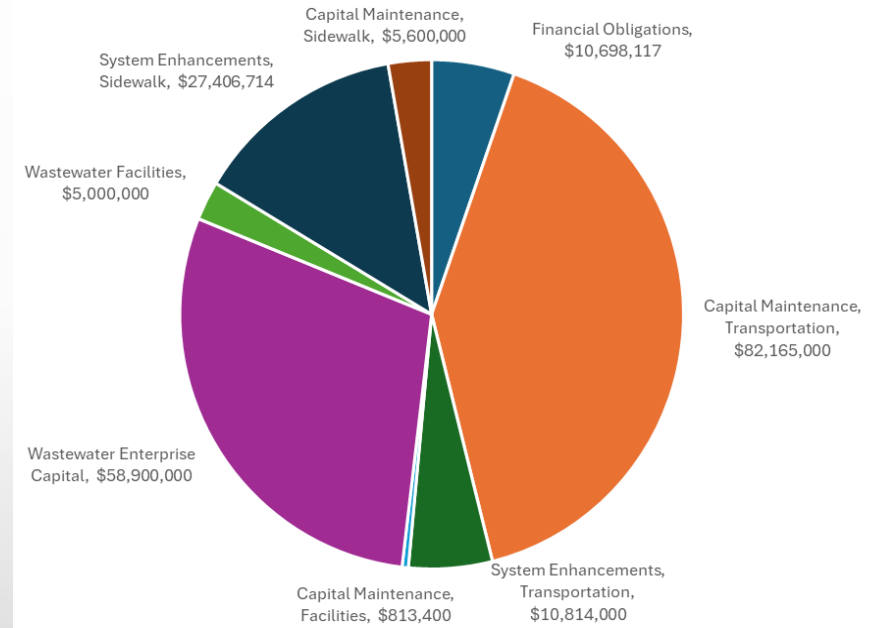
Safety

- Capital Program Summary and Investments
- Fleet Maint.
- Maintenance and Ops
- DME
- Sidewalks
- Bridges
- Interagency/Vertical
- Wastewater
- ROW/Permitting
- Enforcement

# 2026 CAPITAL PROGRAM SUMMARY

DOTI's 2026 budget of **\$201.4M** makes targeted investments in facilities and safety, along with enhancements and maintenance of multimodal transportation and infrastructure assets.

- Total investment in **Transportation and Mobility** capital is **\$126M**
  - includes \$33M in funding from new sidewalk enterprise fund
- Total investment in **Facilities** is **\$5.8M**
- Total investment in **Environmental** is **\$63.9M**



# TRANSPORTATION & MOBILITY CAPITAL INVESTMENTS

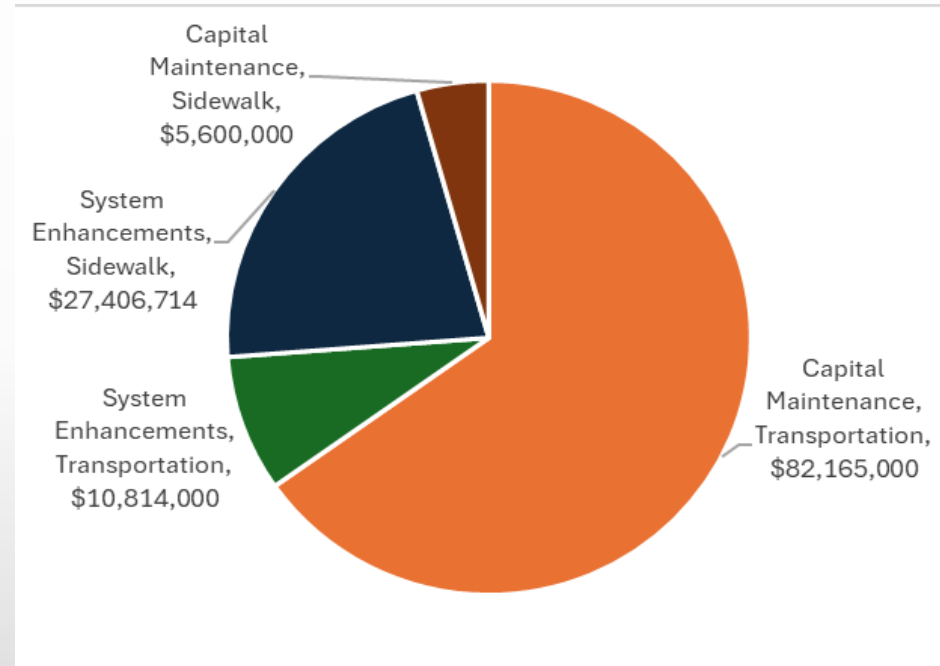
## 2026 HIGHLIGHTS

### Capital Maintenance Projects

- Bridge Maintenance and Emergency Repairs
- Traffic Signal Infrastructure Maintenance
- Street Rotomill and Overlay Program
- ROW Concrete Maintenance
- Sidewalk Spot Repair

### System Enhancement Projects


- Safe Routes to Schools and other Pedestrian Crossings
- Traffic Calming & Neighborhood Traffic Management Plans (NTMP)
- New traffic signal construction & signal system server
- Downtown infrastructure
  - Bus priority
  - Parking corral buildouts for shared bike/scooter program for MPZ legislation
  - Repaving replacement costs of multimodal components



# FLEET MAINTENANCE & MODERNIZATION

## Keeping Denver Moving

Data reflects current DOTI fleet inventory, performance and activity



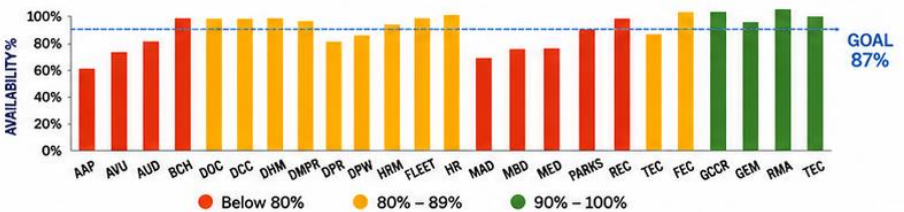
### COMBINED FLEET EQUIPMENT LIFE STATUS



- 25% Life Remaining
- 50% Life Remaining
- 75% Life Remaining
- Beyond Useful Life
- Near End Life
- New

**MORE THAN HALF OF FLEET**  
**51%**  
of fleet assets are beyond useful life, increasing maintenance costs and downtime risk.

### FLEET AVAILABILITY PERCENTAGE BY DEPARTMENT



**FLEET AVAILABILITY IS AT 86%, JUST UNDER THE GOAL OF 87% ON AVERAGE.**  
Aging vehicles and sluggish replacement cycles have made lower availability more acute for certain programs.



### 1 2026 VEHICLE REQUISITIONS

- 98 PO's issued
  - 28 reqs in process
- Total of 126 requisitions submitted  
Replacement and operational fleet investments underway



### 2 VEHICLE REPLACEMENT AND EV ADOPTION

- 69 new units received for 2026 (5 are attachments)
  - 12 full electric vehicles
  - 1 hybrid
- 3 EV's expected for 2026
  - Motive flat bed
  - 2 EV rear loaders



### 3 FLEET UTILIZATION REVIEW

- 59 units identified through utilization project
- 16 we are working with agencies to collect
  - 22 have been surplusd
  - 18 in process for surplus
  - 3 reassignments



### 4 PREVENTATIVE MAINTENANCE CATCH-UP

Preventative maintenance backlog reduction underway through supplemental vendor support with Grease Monkey.



### SWEEPERS EXPECTED

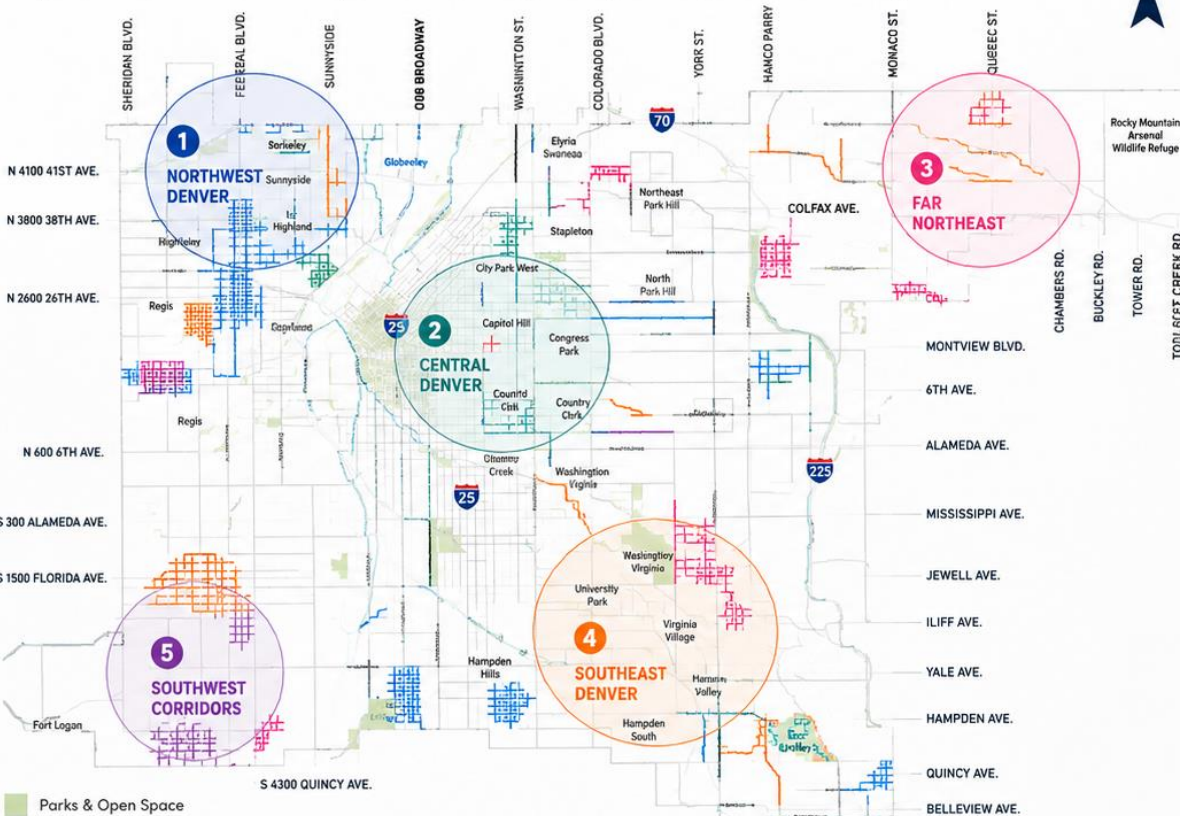
- 6 sweepers delivered this year
- 2 more being delivered this week
- 11 total sweepers awaiting delivery

- Of the remaining units:
- 4 are due in 2026
  - 7 are due in early 2027



# 2026 DOTI STREET MAINTENANCE & PAVING PLAN

Citywide investments focused on preservation, safety, mobility, and long-term asset management.



## 2026 PAVING PLAN HIGHLIGHTS



Preventative Maintenance Citywide



Strategic Resurfacing & Rehabilitation

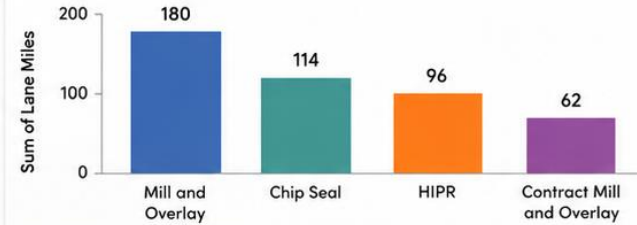


ADA Accessibility Improvements



Bike Lane & Multimodal Coordination

## PLANNED LANE MILES BY TREATMENT



## PAVEMENT TREATMENTS

- MILL AND OVERLAY**  
Full-depth milling followed by new asphalt overlay for long-term renewal
- CHIP SEAL**  
Cost-effective surface treatment that seals and protects pavement
- HIPR (HIGH FRICTION SURFACE TREATMENT)**  
Enhances surface friction and extends pavement life
- CONTRACT MILL AND OVERLAY**  
Large-scale milling and overlay projects delivered by contractors



DOTI's paving program prioritizes preventative maintenance strategies that extend roadway life, improve ride quality, reduce long-term costs, and coordinate with multimodal infrastructure investments citywide.

- ✓ Extends pavement lifespan through preventative treatments
- ✓ Coordinates paving with ADA and multimodal improvements
- ✓ Focuses investments using asset management data and PCI scoring



# PUBLIC WORKS

## CONSTRAINED KPI OVERVIEW



Measuring what matters.  
Building better communities.



### STREET OVERLAY

PCI of 73



### CURB AND GUTTER

35k linear ft.



### STREET SWEEPING

- Meeting posted requirements: (Apr.-Nov.)
- Non posted: 1 x per month (Apr.-Nov.)
- Downtown: 5 days/wk



### CONCRETE RAMPS (ADA)

1000 ramps /year  
*(does not include private development)*



### POTHOLE PATCHING

External KPI: 5 days  
Internal KPI: 3 days



### STREETS INFRASTRUCTURE MAINT.

(PED. BRIDGES, MEDIANS, BIKE LANES, ABANDONED PARCELS, BULB OUTS)

- **Ped Bridges:** 1 x per month
- **Medians:** 2 x per year with help from contracting (Apr.-Nov.)
- **Bulb Outs:** Complaint only
- **Bike Lanes:** 1 x per month (Apr.-Nov.)
- **Abandoned Parcels:** 2 x per year with help from contracting (Apr.-Nov.)



### SNOW

- ❄️ **Travel Time Restored** once snow ends: 12hrs.
- ❄️ 45 tandem plow trucks deployed
- ❄️ **Bike Lanes:** Once per 24 hrs.
- ❄️ **Ped Bridges:** Once per 24 hrs.



**Efficient operations.**  
**Safer streets. Stronger communities.**



Data-driven decisions



Accountability in action



Better service every day

# SAFE & VIBRANT MAINTENANCE ACTIVITIES

## Notable activities from behind the scenes



**622** Signs and markings tasks completed downtown (DNC)



**178** signal maintenance maint. tasks completed downtown (DNC)



**14<sup>th</sup>** St. Sidewalk repair (DNC)



**Bannock St.** faded mural removed (DNC)



**Extensive lighting inventory** by Xcel in/around downtown for Rockies Opening and DNC



Implementing innovative **7th Avenue** paid parking



**146** corroded or damaged streetlight poles will be replaced citywide through 2027 by Xcel Energy

BEFORE

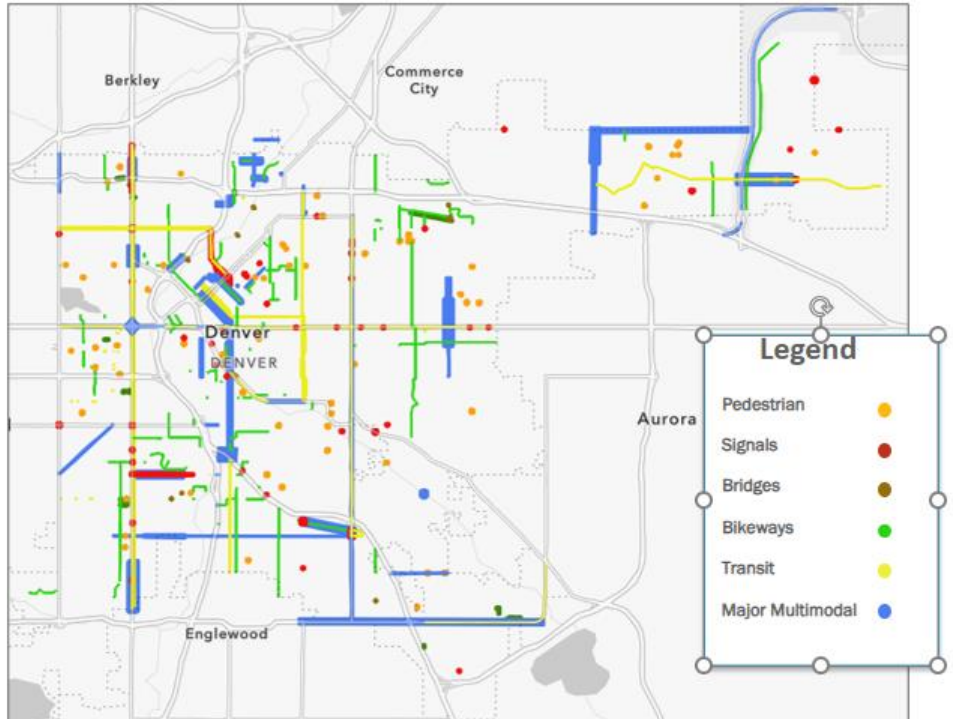


AFTER



# TRANSPORTATION IN-MOTION PROJECTS

**DME DELIVERS INTERACTIVE MAP**



DENVERGOV.ORG

**Dozens**

**Major Multimodal Projects & Bridges**

**100+**

**Pedestrian Intersection Projects**

**3 Networks**

**Safe, Slow Streets with Bikeways**

**6**

**Transit Corridor Projects**

**100+**

**Signal Projects**

# Colfax Bus Rapid Transit

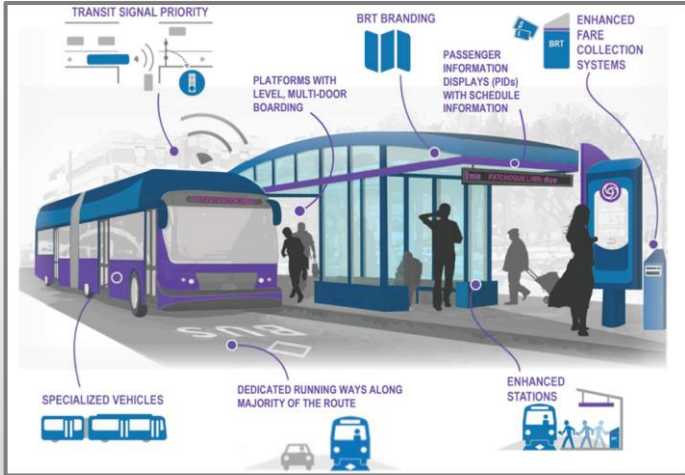
*Providing reliable, safe & sustainable travel for walkable and connected communities*

**Fall 2026: Dedicated Lane Operations** (Broadway to Colorado)

- 15/15L Bus lanes between Broadway and Colorado

**Late 2027: Full Completion** (Broadway to I-225)

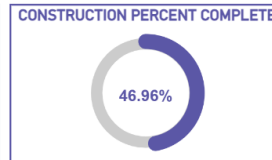
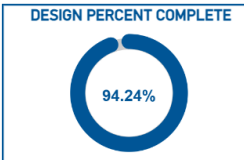
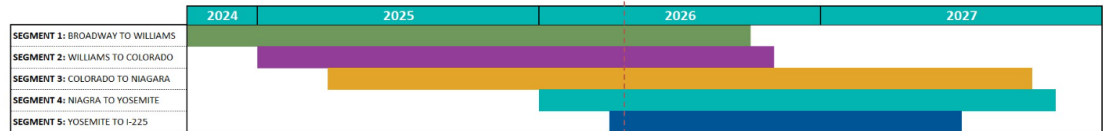
- Full BRT service launch



## East Colfax BRT PROJECT DASHBOARD

April 2026

### Construction Progress



**KEY:**

- On Target (Green circle)
- Needs Support (Yellow circle)
- At Risk (Red circle)

DISADVANTAGED BUSINESS ENTERPRISES (DBE)

DESIGN PARTICIPATION: 26.5% (25% Goal, Based on contracted amounts)

CONSTRUCTION PARTICIPATION: 18.1% (16% Goal, Contracted to date)

SMALL BUSINESS GRANTS (DENVER)

FUNDS EXPENDED: \$1.61M (\$2M in Total Grant Funding Anticipated)

NUMBER OF GRANTS DISTRIBUTED: 125

SAFETY PERFORMANCE

Safe Working Hours: 272,028 (0 to 375,000)

Safety Training Hours: 15,790 (0 to 18,000)

# SIDEWALK PROGRAM

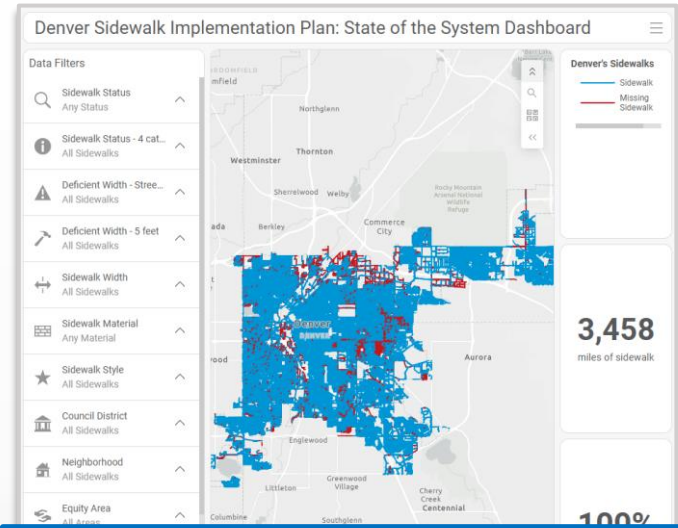
*Building a complete, connected sidewalk network for all*

## 2025 Accomplishments

- Initiated **program set-up** and **policy development**
- Kicked off **Sidewalk Implementation Plan**
- **Repaired 30+ miles** of existing sidewalks
- **Built 10+ miles** of new or widened sidewalks
- Published **2025 Annual Report**

## Sidewalk Implementation Plan In Progress ([denvergov.org/SIP](https://denvergov.org/SIP))

- Identify **capital work plans** for building, widening and repairing sidewalks over the next 6 yrs
- Establish foundation for successful and transformational program over next 20 yrs
- Released new **State of the System** Report ([denvergov.org/sots](https://denvergov.org/sots))



## 2026 Work Plan

- Sidewalk Gaps
- Field Fit Construction Pilot
- \$7.6M allocated for spot repairs
- One Build with ADA curb ramps
- Sidewalk Stamp Contest

# 2026 CITYWIDE BRIDGES

New!

## Parks & Regional Trails

- Bear Creek @ Wadsworth (Design\*)
- Sloan's Lake Bridge Replacement (Design)
- Confluence Pk Bridge Replacement (Design)
- 16<sup>th</sup> over SPR Rehab (Design)

\*Construction in 2026 is contingent on reuse of existing abutments

## Vehicular Bridges\*

- Bannock & 8<sup>th</sup> Over Cherry Creek Rehab (3 structures total)
- University/Wewatta over Cherry Creek
- Harvard Gulch (Steele to Cook)
- 3<sup>rd</sup> Ave over SPR Removal

\*Projects that will be in construction in 2026

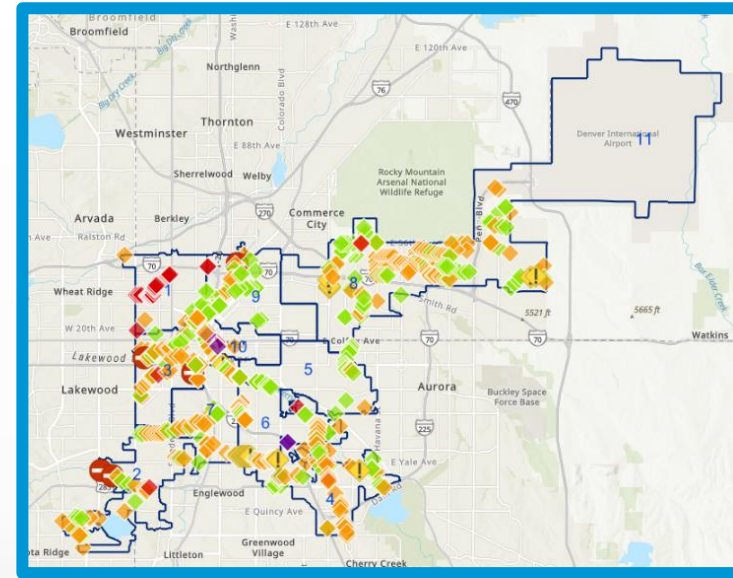
## Inspections

- Annual Inspection Program
- Annual Asset Management Program

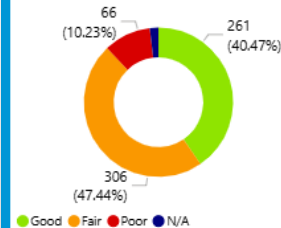
New!

## Major Bridge Replacement Program

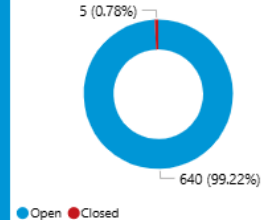
- Smith & Sandown over Quebec (2 Bridges)
- Quebec St over Airlawn



### Bridge Condition Rating



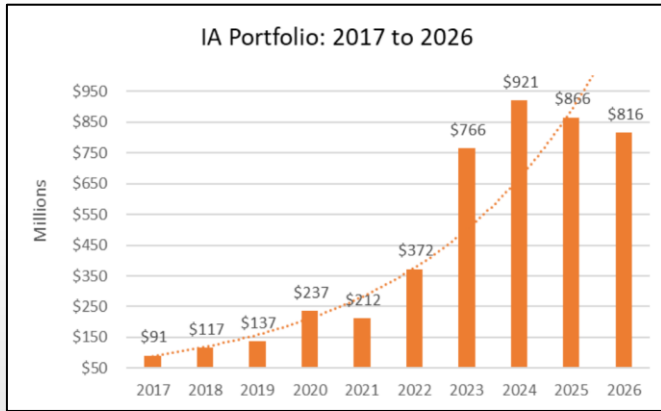
### Bridge Status



# Vertical – Interagency (IA)

~145 Active Projects for Citywide Agencies: DAV (25), CASR (6), HOST (4), DPR (40), Safety (17), Real Estate (16), DPL (26), DOTI (11)

~\$800-900M In Active 2026 Project Value



## Key Drivers of Growth:

- Bond Programs
- Stimulus work after COVID (2020)
- Webb Restack
- HOST became new Agency
- CASR became new Agency
- 2i Mill Levy approved for DPL (2022)
- 2A Mill Levy approved for DPR (2018)

## 2026 Work Plan Highlights (Pictured)

- Civic Center Park Renovation
- Ross-Broadway Branch Library
- Westwood Recreation Center
- Red Rocks Visitors Center



# WASTEWATER CAPITAL INVESTMENTS

## 2026 HIGHLIGHTS

### Sanitary Capital Improvements

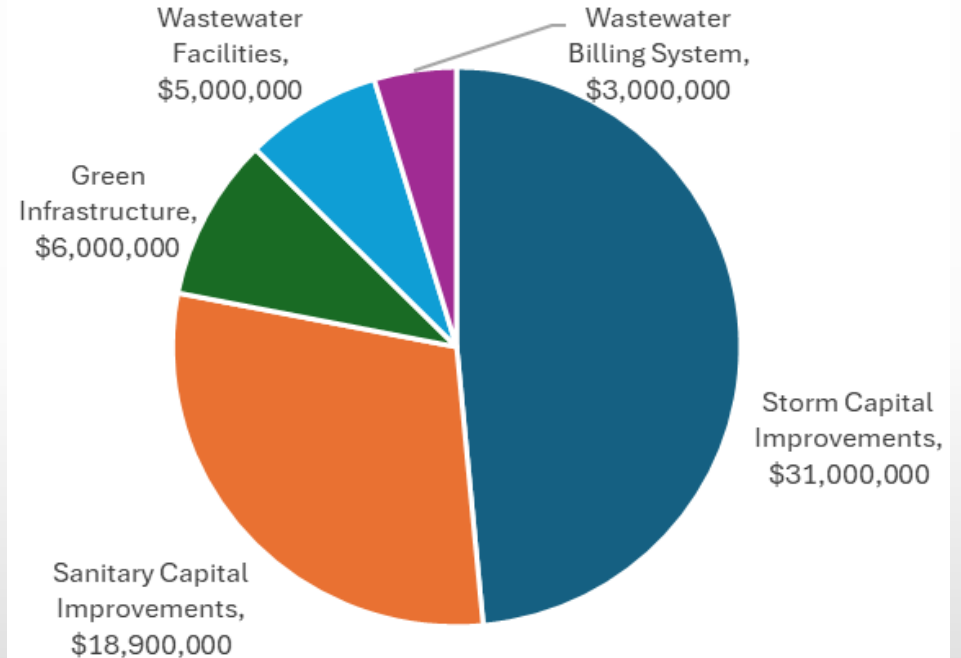
- Sanitary Master planning
- Lift Station Improvements
- Sanitary Open Cut and Trenchless Projects
- Manhole Rehabilitation

### Storm Capital Improvements

- Stormwater Master Planning
- General Storm Local Drainage Improvements
- Siphon Removals and Citywide Concrete
- Capital Maintenance of Storm
- Open Channel and New Large-scale Drainage Improvements

### Green Infrastructure

- Green Infrastructure Planning
- Green Infrastructure Capital Rehabilitation
- Regional & Swift Implementation of Green Infrastructure Projects



# Wastewater Enterprise Fund: Capital Program Overview

## Six-Year CIP

- Guided by the fiscally constrained Six-Year Capital Improvement Plan (CIP)
- Program objectives:
  - Improve public safety
  - Meet community needs
  - Provide consistent level of service
  - Meet regulatory requirements
  - Increase environmental quality
- 2026 is year 5 of the 2022-2027 Plan

## 2026 Work Plan Highlights

|                            |                |
|----------------------------|----------------|
| <b>Capital Maintenance</b> | Pipe Rehab     |
|                            | Manhole Rehab  |
|                            | Curb & Gutter  |
|                            | GI Maintenance |

|                      |                               |
|----------------------|-------------------------------|
| <b>Storm Capital</b> | DeBoer Park                   |
|                      | Heron Pond Ph2                |
|                      | East 16 <sup>th</sup> Ave Ph2 |
|                      | Weir Gulch R1                 |

|                         |                          |
|-------------------------|--------------------------|
| <b>Sanitary Capital</b> | Sanitary Lining          |
|                         | Sanitary Flow Monitoring |
|                         | Tower Road Repairs       |

|                             |                            |
|-----------------------------|----------------------------|
| <b>Green Infrastructure</b> | Lowell & Evans             |
|                             | 51 <sup>st</sup> & Steele  |
|                             | Swift Implementation of GI |



Old Bridge – unsafe for public use

## 2026 Program Highlight



### DeBoer Park Bridge and Gulch Improvements

Multi-benefit project improving water conveyance, an outfall, renewing a bridge asset, and improving mobility. Partner Project with MHFD, DPR, and Office of Bridge

# RIGHT OF WAY

## 2026 Highlights

### ROW Services



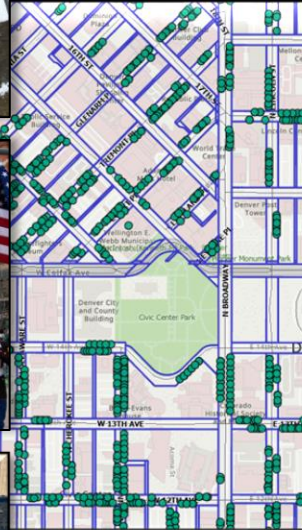
- Create Private Wastewater Development Construction Specifications
- Revamp Outdoor Places Program with partners
- Update Encroachment Regulations
- Update Sidewalk, Curb & Ramp Construction Rule & Reg.

### ROW Enforcement


- Recruit and retain all vacant agent positions (12 hires YTD)
- Focus on core enforcement services for all
  - Parking Access
  - Clean Street Support
  - Mobility and Safety
- Maintain License Plate Enforcement. (78% issued by ROWE)



18% ROW



5410 Meters



# PERMITTING

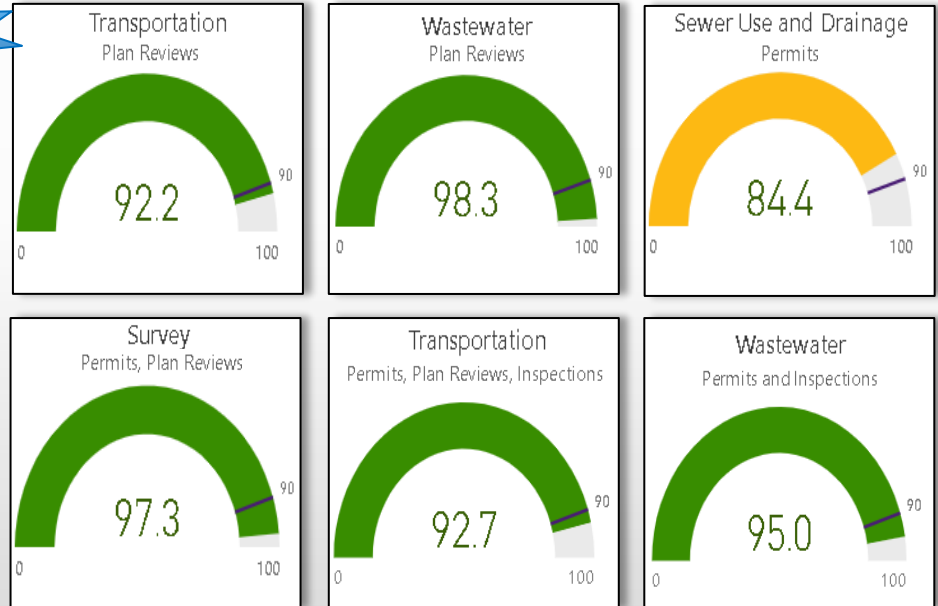
*Complete all Site Development associated processes within 180 calendar days, in line with XO 151.*

- Engage fully as key Denver Permitting Office team member
- Create new consolidated Permit Team
- Improve customer knowledge and experience
- Pilot parallel public notification and technical review processes for Vacations
- Participate in CivCheck AI guided intake tool implementation
- Launch Prop 123 Fast Track process in concert with partners. (June)



## ON TIME PERCENTAGES

current month



# PARKING CITATION DISPUTES

*Develop administrative First Level Review Program for parking citations.*

## STATE OF APPEALS since August 2025

- Residents must appeal their citation through the DCC appeal process
  - Parking Final Hearing, General Motion, Motion to Set Aside Default
- Without an online review portal:
  - ↑ Final Hearing appeal rates increased
  - ↓ Total citation appeal rates declined
- ROWE agents must attend all DCC Final Hearings in person.

## DOTI ROWE RESPONSE



- Implement new administrative program
  - ✓ Identify scope
    - *Was the citation valid?*
    - *Is identified individual liable?*
  - ✓ Create positions
  - ✓ Recruitment initiated
  - Policy and Procedures
  - Technology
  - Training
  - Launch

# 2026 Focus Areas

Vibrant

Climate

Safety

- ✓ Solid Waste
- ✓ Microtransit

# SOLID WASTE MANAGEMENT

Continuing a high level of service in 2026: maintaining 99% route completion, increasing waste diversion, and 10-day completion for cart maintenance work orders.



| QUARTER 1 ROUTE COMPLETION |           |         |
|----------------------------|-----------|---------|
| TRASH                      | RECYCLING | COMPOST |
| 99.8% ✓                    | 99.8% ✓   | 99.7% ✓ |

| CART MAINTENANCE IN 2 WEEKS OR LESS |                 |        |
|-------------------------------------|-----------------|--------|
| UPSIZE/DOWNSIZE                     | NEW/REPLACEMENT | REPAIR |
| 9 DAYS                              | 9 DAYS          | 9 DAYS |

| QUARTER 1 TONNAGE               |           |         |
|---------------------------------|-----------|---------|
| TRASH                           | RECYCLING | COMPOST |
| 35,674                          | 8,321     | 2,798   |
| 2025 DIVERSION RATE: <b>28%</b> |           |         |

| COMPOST ROLLOUT               |                           |
|-------------------------------|---------------------------|
| COMPOST CUSTOMERS PRE-ROLLOUT | CURRENT COMPOST CUSTOMERS |
| 29,000                        | 78,200+                   |
| CONTAMINATION RATE: <b>1%</b> |                           |

**Keeping Denver clean and livable—**  
Through reliable service, responsive maintenance, and sustainable solutions.



**Consistent Service Delivery**  
99% route completion in Q1



**Responsive Maintenance**  
10-day completion for cart maintenance work orders



**Increasing Diversion**  
28% diversion rate and growing



**Cleaner, Safer Denver**  
Reliable service builds stronger communities

# Volume Based Pricing Program

## Program Overview

- 180,000 Customers
- Residential hauling: single-family up to 7 units plus municipal buildings and DPS\*
- Curbside collection of recycling, compost, trash, and Large Items
- Support programs: Illegal Dumps and Cart Maintenance
- Additional diversion programs: Appliance Recycling, Cherry Creek Recycling Drop-off, LeafDrop, Treecycle, Mulch and Compost Giveaway, Paint Recycling, Recycle Holiday Lights, Electronic Recycling, Household Hazardous Waste Collection
- 200 FTEs – 81% Currently Filled
- General Fund Operations: Denver Action Team: Graffiti Abatement and Encampment Team
  - 16 FTEs – 100% filled

\* Contract ends 6/30/26

## 2025 Highlights

- 78,000+ compost customers and growing
- Reduced 311 response time
- Finished with 99% route completion (goal 95%)
- Decrease in missed collections
- Launched 1<sup>st</sup> Electric Trash Truck
- Began 2025 with an average cart maintenance response time of 35 days and reduced to 10 days - 60% reduction

## Continuing Priorities in 2026

- Continue trend of exceeding 99% completion of routes
- Additional 9 Electric Vehicles coming online across vehicle types
- Continue increase of diversion rates city-wide
- Increase customer education & engagement
- Continue reduction of average cart maintenance response time



# DENVER CONNECTOR

## Microtransit KPI by Service Area

Year: 2026  
Month: February

### Montbello

### GES

### West Denver

Passengers per Hour

6.0

Trips per Hour

4.6

Passengers per Hour

6.6

Trips per Hour

4.1

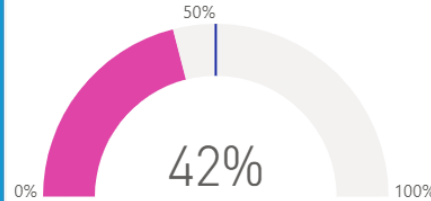
Passengers per Hour

5.9

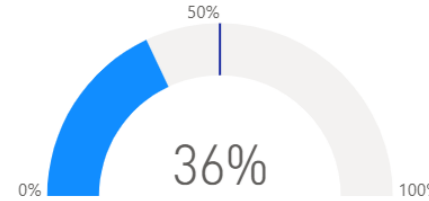
Trips per Hour

3.4

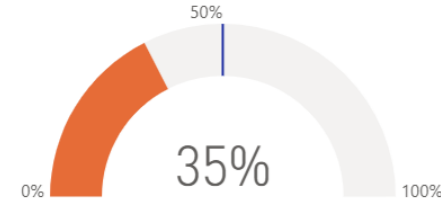
Montbello % of Trips with 30+ Minutes Wait Time



GES % of Trips with 30+ Minutes Wait Time



West Denver % of Trips with 30+ Minutes Wait Time



Montbello Passenger Experience Rating

4.8 / 5 Stars



GES Passenger Experience Rating

4.9 / 5 Stars



West Denver Passenger Experience Rating

4.9 / 5 Stars



DENVER  
connector



Free Neighborhood  
Ride Share Service

Servicio Gratuito de  
Transporte Compartido en el  
Vecindario

Search "Denver Connector" in your  
app store or call

Busca "Denver Connector" en su tienda  
de aplicaciones o llame

720-905-4438



# 2026 Focus Areas



Vibrant

Climate

Safety



Safe Routes to School Events



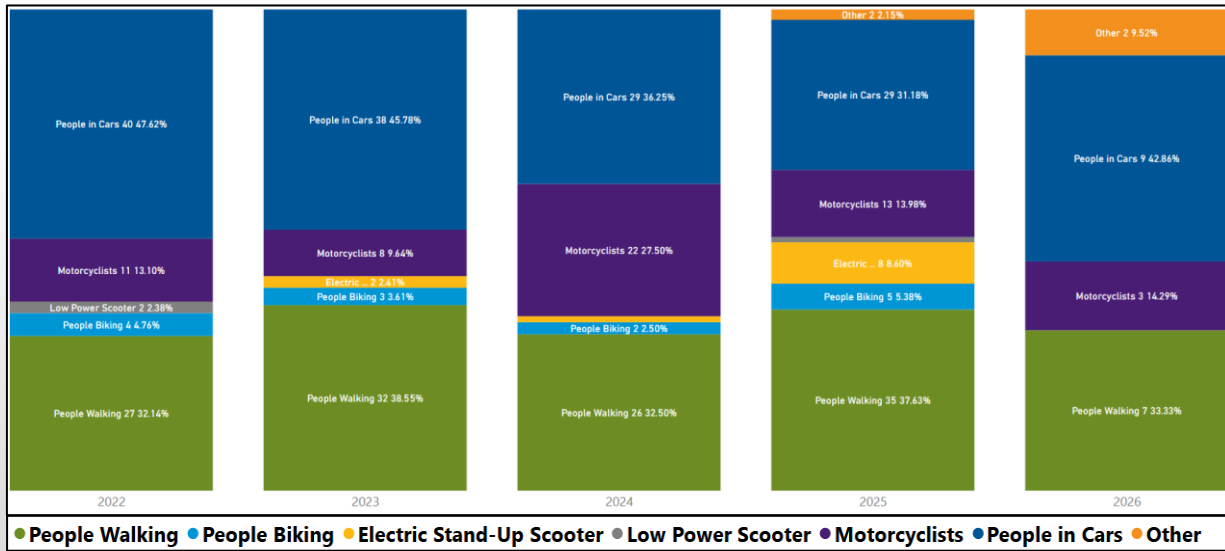
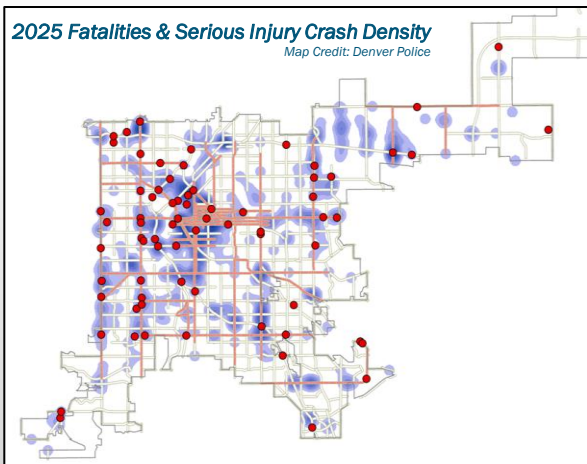
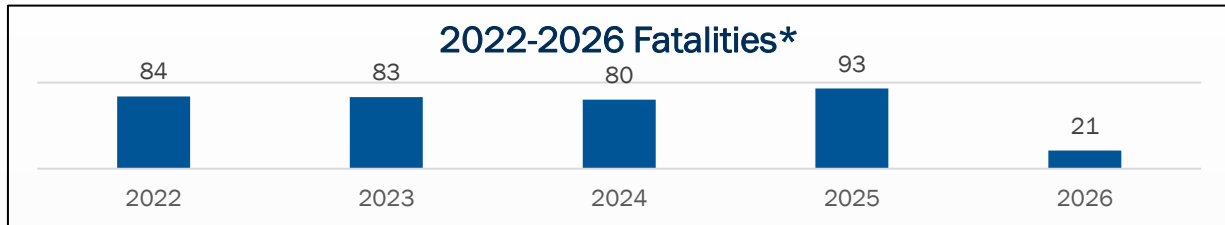
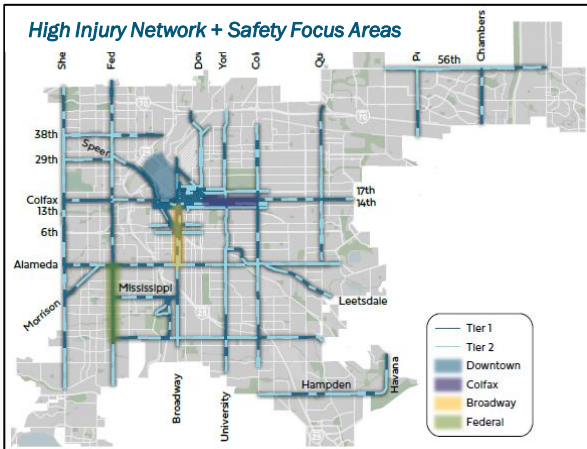
Via Verde Project



Maxwell Elementary  
Pedestrian Improvements

- ✓ Vision Zero Overview
- ✓ Capital Investment Highlights
- ✓ Slow & Safe Streets with Bikeways
- ✓ Safe Routes to Schools
- ✓ SPEED Program

# VISION ZERO



\* 2026 Data through May 13, 2026.

# DOTI Capital Investments + Vision Zero Nexus



**Major Multimodal Projects** – Cross asset projects, > \$10 mil

High Injury Network



**Safe Routes to Schools & Pedestrian Crossings** – Crosswalks, Signage & Flashing Beacons

Safe Mobility & Crossings



**Safe & Slow Streets with Bikeways** – Traffic calmed streets with bikeways

Neighborhood Bikeways



**Transit** – Bus Rapid Transit, Bus Priority, & Bus Stop projects

Corridor Safety Improvements



**Signals** – New, Rebuilds, and Multimodal Upgrades

Intersection Safety



**Multimodal Bridges** – New and Rebuilds

Remove Barriers to Access



**Neighborhood Traffic Calming** – Program to fund stand-alone citywide traffic calming improvements.

Slow Driver Speeds

# SLOW & SAFE STREETS

*Delivering Safer Streets for All*

*Goal to implement 18.1 miles of “Slow and Safe” improvements by 12/31/26 including aligned approach on context sensitive design and materials.*

Safer Intersections - Bulb-out



Slower Speeds Traffic Circle



New Crosswalks



Dedicated Bikeways

# SAFE ROUTES TO SCHOOLS

Advancing Safe Routes to School through Multimodal Programs in 2026\*

- **Planning Studies:** 3 Travel Plan Studies
- **School Safety:** 30 flashing beacons and 20 school zone updates
- **Safer Crossings:** 26 new or enhanced pedestrian crossings and 3 new traffic signals near schools
- **Slower Speeds:** 7 traffic calming improvements near schools
- **Safe Choices:** 6 bikeway projects improving school access

*\*Projects planned to be constructed this year, as well as advancing design*



# SPEED SAFETY PROGRAM

*Goal: Implement SPEED program to reduce fatalities by 50% on Federal, Alameda and Colorado by end of 2027.*

## 2025 Preliminary Program Findings

Initial implementation (sign density, signal retiming etc.) show **mixed safety outcomes**. More overall crash reductions on **Alameda**, more modest changes on **Federal**:

- **Fatal Crashes Mixed:** Alameda - 2 fewer; Federal - 2 additional
- **Serious Injury Crashes Mixed:** Alameda -> Flat; Federal -> Down 5%
- **Total Crashes Down (excluding fatals or SBIs):** Alameda -> Down 11%; Federal -> Down 1%
- **Late Night Crashes Down (10pm-6am):** Alameda -> Down 21%; Federal -> Down 14%

Portable Speed Safety Camera



## Next Steps

- City Council **Ordinance** Approval
- Deploy **Speed Safety Cameras**

**Objective:** Reduce prevalence of **unsafe speeds**, a key factor linked to **serious crashes**.



# COMMUNITY ACTIVE LIVING COALITION

*Celebrating 10 years of community connectivity (2015-2025)*

## Goals

- Trust & Community Cohesion
- Partnerships to Influence Change
- Health Benefits from Active Living
- Growth of Community Champions
- Pilot-to-Permanent Pathways

## Big Wins for Denver

- **1200+ coalition members** supporting over **500 community events**
- Influential Micro-Grant Program - **\$675,684 distributed** across **521 community driven projects**
- **88+ new built environments** with murals, art features and more
- Bicycle repair kits at all Denver libraries
- Walking groups at Denver Housing Authority locations
- Additional Grants for Safe Routes to School, Vision Zero, Westwood Asphalt Art, the East Colfax Safer Streets Collaborative, and more





**DENVER**  
TRANSPORTATION &  
INFRASTRUCTURE

**QUESTIONS?**

Bond Programs

[Denvergov.org/GoBonds](https://denvergov.org/GoBonds)

Capital Projects

[Denvergov.org/DOTIProjects](https://denvergov.org/DOTIProjects)

Colfax BRT

[Denvergov.org/ColfaxBRT](https://denvergov.org/ColfaxBRT)

Citywide Bridge Program

[Denvergov.org/Bridges](https://denvergov.org/Bridges)

Citywide Parking

[Denvergov.org/Parking](https://denvergov.org/Parking)

Citywide Paving Program

[Denvergov.org/DenverPaving](https://denvergov.org/DenverPaving)

Denver Moves Everyone Map

[Denvergov.org/DenverMovesEveryone](https://denvergov.org/DenverMovesEveryone)

Denver One Water Plan

[Denvergov.org/OneWater](https://denvergov.org/OneWater)

Denver Snow Program

[Denvergov.org/Snow](https://denvergov.org/Snow)

Do Business with DOTI

[Denvergov.org/DoBusinesswithDOTI](https://denvergov.org/DoBusinesswithDOTI)

Safe Routes to Schools

[Denvergov.org/SRTS](https://denvergov.org/SRTS)

Shared Bike and Scooter Program

[Denvergov.org/RidewithRespect](https://denvergov.org/RidewithRespect)

Sidewalk Program

[Denvergov.org/Sidewalks](https://denvergov.org/Sidewalks)

Solid Waste Volume Based Pricing

[Denvergov.org/ExpandedCollection](https://denvergov.org/ExpandedCollection)

Solid Waste & Sidewalk Rebates

[Denvergov.org/DotiRebates](https://denvergov.org/DotiRebates)

Storm Drainage Master Plan

[Denvergov.org/Stormwater](https://denvergov.org/Stormwater)

Street Sweeping

[Denvergov.org/StreetSweeping](https://denvergov.org/StreetSweeping)

SPEED Safety Program

[Denvergov.org/Speed](https://denvergov.org/Speed)

Vision Zero

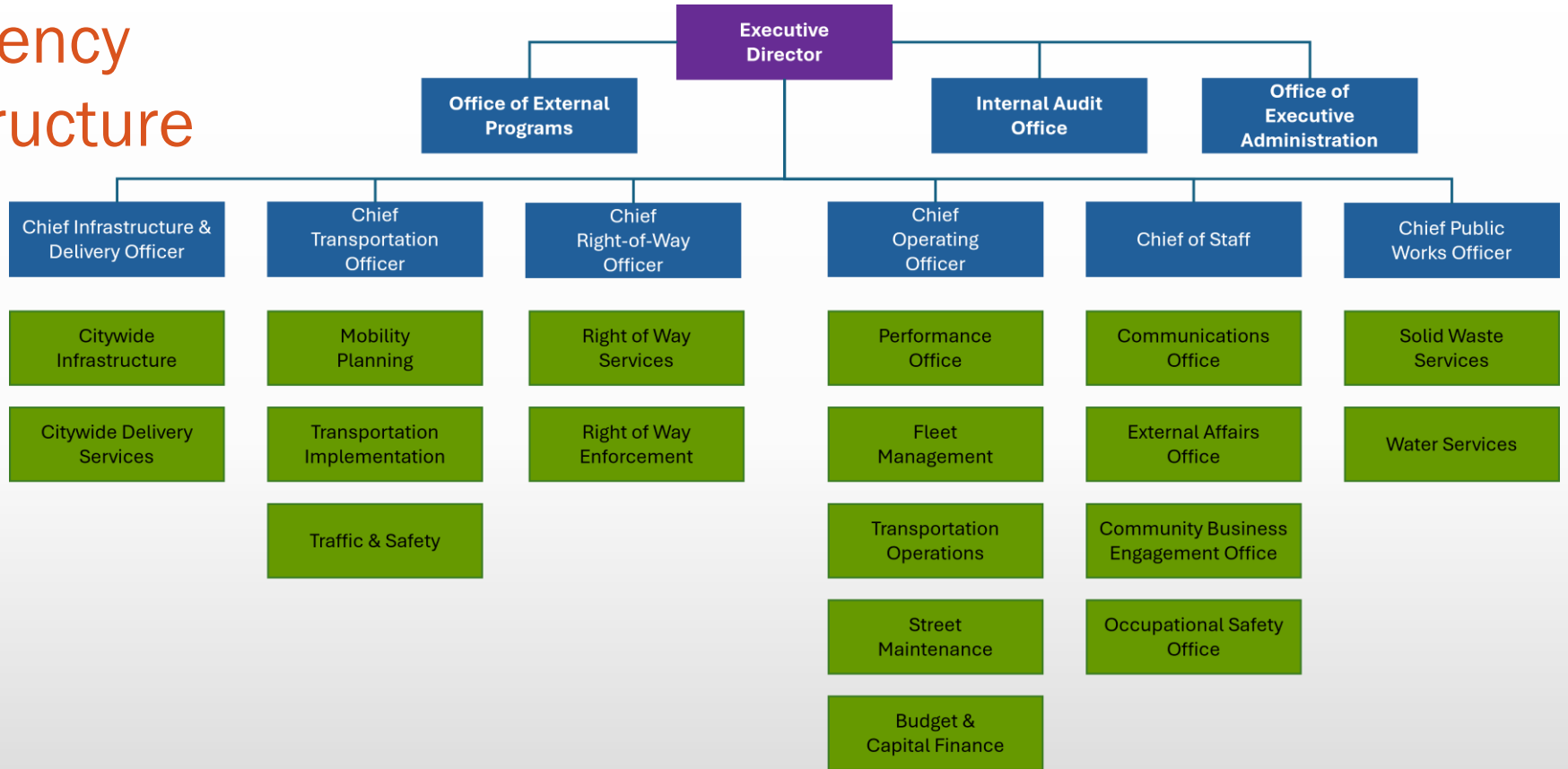
[Denvergov.org/VisionZero](https://denvergov.org/VisionZero)

# DOTI RESOURCES





# Agency Structure



# Contractor Resources



[www.denvergov.org/dobusinesswithdoti](http://www.denvergov.org/dobusinesswithdoti)

- Information posted on *Do Business with DOTI*
- Ensures transparency and equity across interested firms
- Links to the existing on-call firms to encourage partnerships
- Identifies upcoming opportunities so new firms understand typical work scopes
- Outlines requirements and provides checklists for firms to prepare successful proposals
- Email sign up for firms to receive notifications of current and upcoming opportunities

## Do Business with DOTI

Thank you for your interest in doing business with the [Department of Transportation & Infrastructure \(DOTI\)](#)!

DOTI strives to be Vibrant, Affordable, and Safe, and working with strong business partners is a key component of our success. Most construction and professional services contracts are awarded to companies through request for proposals or competitive bidding processes.



[Subscribe Here For Updates >](#)

[View Opportunities on BidNet](#)

[Business Development & Diversity](#)

[Get Prequalified For Construction Projects](#)

## Bidding and Contracting Resources



### Current Bidding Opportunities

Current bidding opportunities within the Department of Transportation and Infrastructure (DOTI).



### Bid Results

Summaries and tabulations for past bids, shortlists and awards for RFP and RFQ contracts



### Current Transportation & Infrastructure Projects

Find information about major studies, planning efforts, and construction projects currently underway in DOTI.



### Future Construction Solicitations



### Future Professional Services Solicitations



### Future Opportunities for On-Call Contract Holders