



**We Fund
Culture.**

SCFD

**We were born in
a bear market.**

1987

SCFD

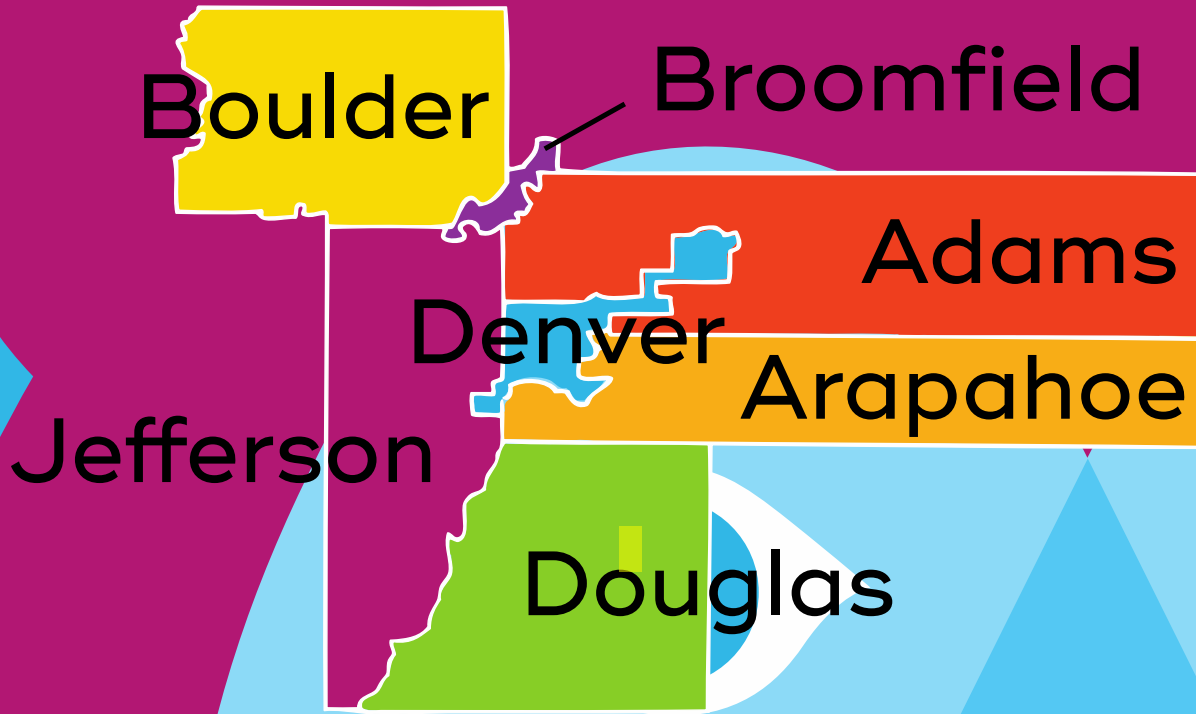
HOW SCFD WORKS

For every **\$10 spent** in the metro Denver area, **one penny** of the sales tax goes directly to arts, culture and science organizations of all sizes with nearly **300** organizations funded.



SCFD

SCFD Map



SCFD

SCFD Structure

BOARD OF DIRECTORS*

7 COUNTY CULTURAL COUNCILS

SMALL GRANT-MAKING STAFF

* One appointed from each of the seven counties and four appointed by the Governor (11 total)

SCFD

SCFD Nitty-gritty

This money is then given out annually to qualifying organizations in three ways:

1

(By statute)
Largest National
Organizations

2

(By statute and
qualifying) Regional
Organizations

3

(By county process)
Local Organizations

SCFD

What's special about **SCFD**?



**Geographic
reach**



**Diversity of
organizations**



**Total
funding**

SCFD

13.4 million attendees

**Real
Impact**

300+

culture and scientific
organizations



**3
million**
kids served

\$84 million

10,200 jobs

*2021 data

SCFD

#WeFundCulture #CultureForAll

2,370,171 DENVER COUNTY RESIDENTS ARE SERVED BY TIER I ORGANIZATIONS

\$60,973,650 million in SCFD funding was distributed to Tier I/II Denver County-based organizations

19 Tier I and Tier II Funded Organizations in Denver County

5-Tier I

Denver Art Museum

Denver Botanic Gardens

Denver Center for the Performing Arts

Denver Museum of Nature and Science

Denver Zoo Conservation Alliance

14-Tier II

Art Students League of Denver

CherryArts

Children's Museum of Denver

Clyfford Still Museum

Colorado Ballet

Colorado Children's Chorale

Colorado Symphony Association

Denver Film Society

Lighthouse Writers Workshop

Lion Global Foundation

Mizel Arts and Culture Center

Museum of Contemporary Art Denver

Swallow Hill Music Association

Wings Over the Rockies Air & Space Museum

SCFD

Denver County Tier III

2023

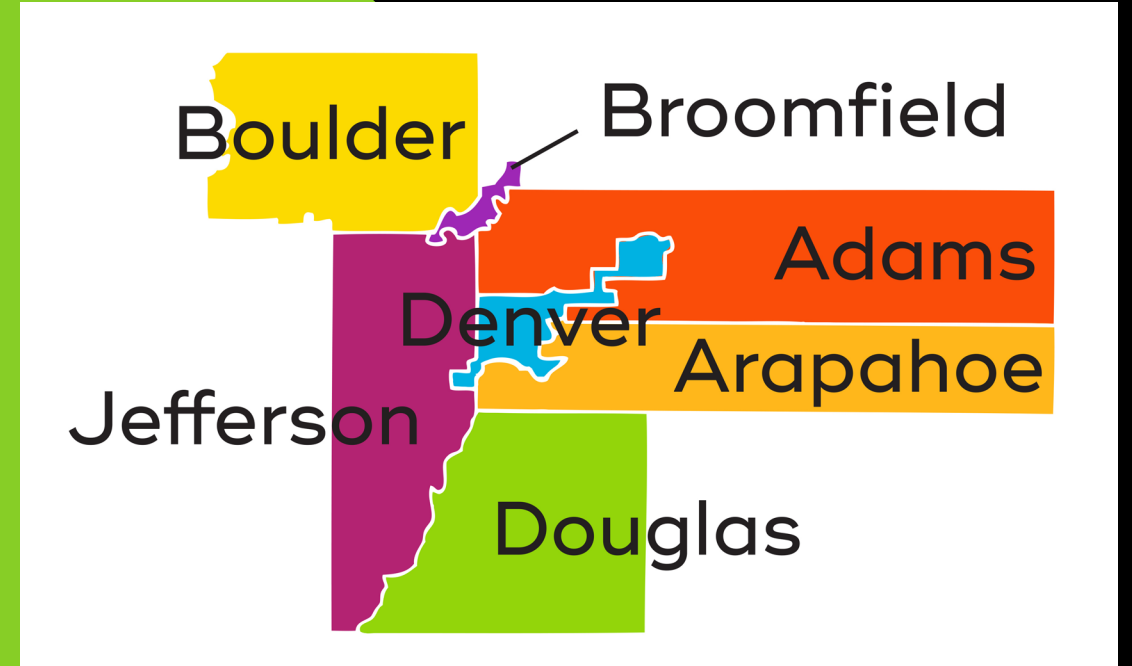
Distributed ~\$3.8M to 87 organizations

2022

Distributed ~\$3.3M to 88 organizations

2021

Distributed ~\$2.3M to 87 organizations




SCFD

SCFD All Grown Up

1989

- 6 counties
- 1.8M Population
- 134 Organizations
- 14M distribution

SCFD



2022

- 7 counties
- 3.2M Population
- 300+ Organizations
- 75M distribution

