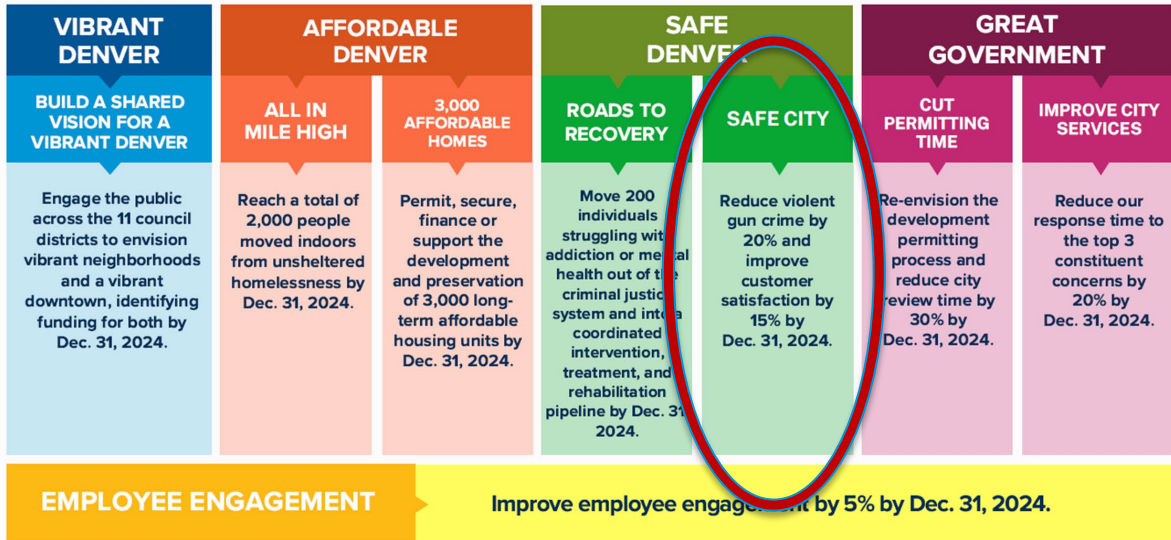




DPD Gun Crime Strategy

City Council Presentation 11.20.24

2024 GOALS



Safe City via Evidence-based strategies

Crime reduction interventions that:

- Emphasize partnerships, focus, and data
- Empirically proven to reduce violent crime in urban settings
- Address different timeframes (new/emerging, sustained across many years) and levels of complexity (places and criminal networks where violence is disproportionately concentrated)
- Tailored to the problems and locations presented, will vary based on needs
- Place Network Investigations (PNI) intervention will address locations impacted by long-term violent crime requiring highly coordinated investigatory and partnership tools

Safe Denver

WIG: Reduce Violent Gun Crime by 20%
DPD Sub Goals

Hot Streets

- Short Term
- Rotates every 28 days
- Street Segments
- Lead by the Patrol Division

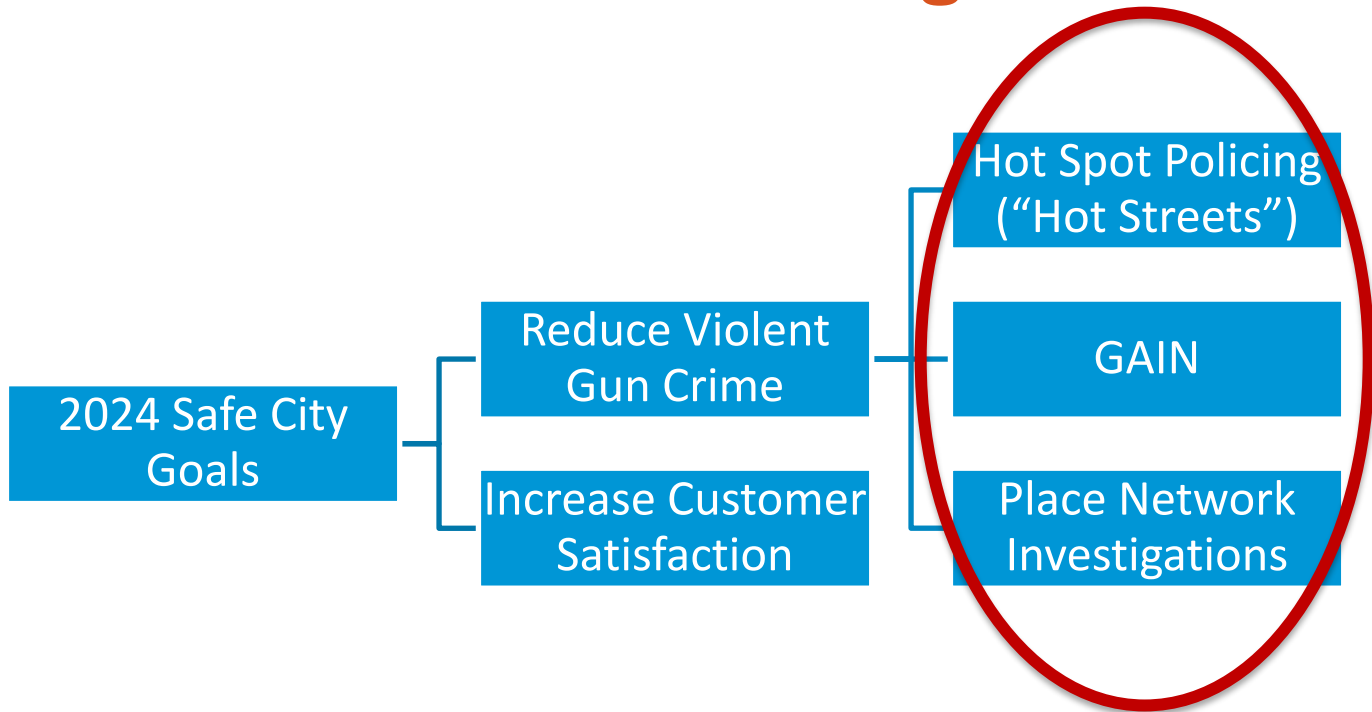
Gun Violence Awareness and Intervention Network (GAIN)

- Intermediate time scale
- Partnership with Office of Neighborhood Safety

Place Network Investigations

- Long Term
- Focused on criminal networks and infrastructure.
- Led by Patrol Division

Gun Crime Reduction Strategies



Safe City Progress

Violent Gun Crime (in progress)

- 12% reduction in violent gun crime
- 30% reduction in firearm murders
- 28 % in Non-Fatal Shootings

Customer Satisfaction (Achieved)

- SpidrTech surveys for all 911 responses
- Started at 76% satisfied or highly satisfied, currently at 89%

Strategy 1: Hot Streets

Short term strategy focused on emerging hot spots or immediate spikes in violence

One treatment location, one control location per district. Rotate every 28 days.

Every two hours at random intervals, for the ten most violent hours

10-15 minutes of high visibility patrol at street segments

Evidence Base: “Koper Curve”

https://www.policinginstitute.org/wpcontent/uploads/2015/07/PF_FiveThings_HotSpotsPolicing_Handout_Rev6.23.15.pdf

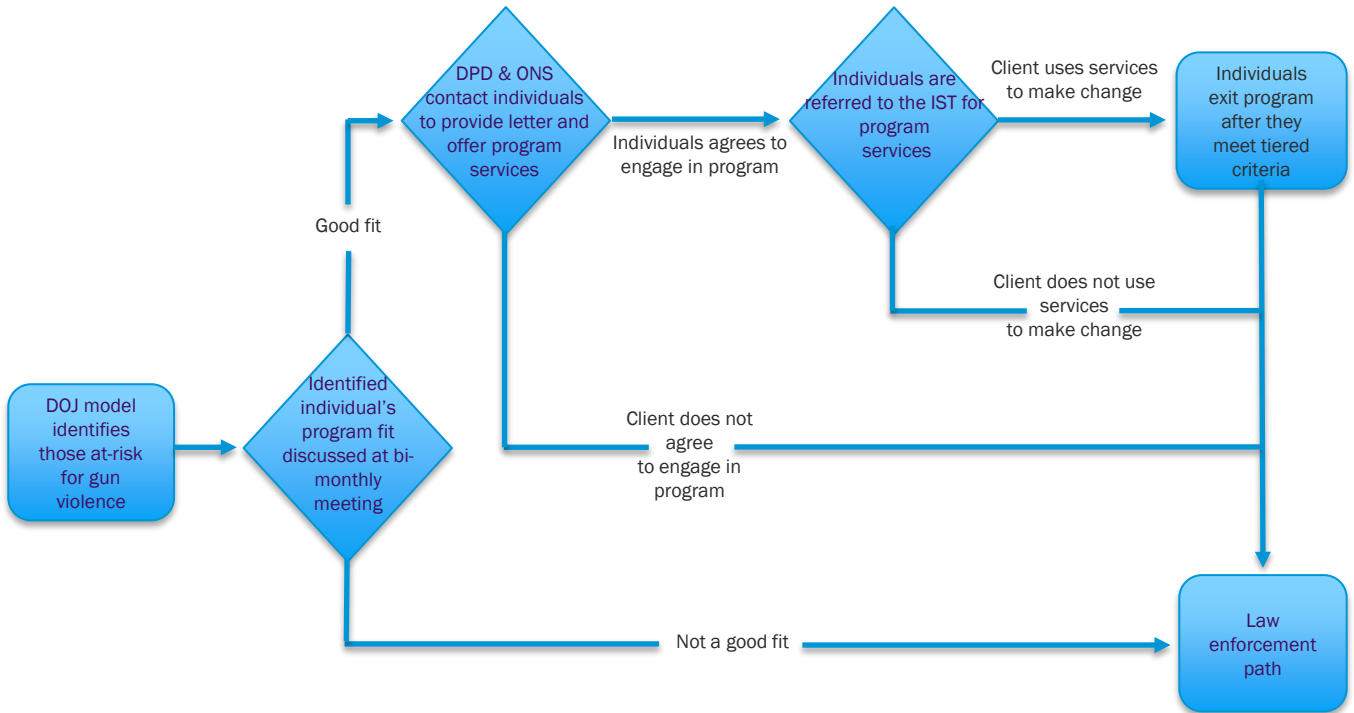
Hot Streets Preliminary Impacts

- Denver Patrol officers have conducted 2686 hot street patrols, since the program started in July.
- Hot Street locations have seen an 85% decrease in violence after the 28-day patrol period.
- Hot street locations have seen a 40% decrease in violence when compared to control locations.

Strategy 2: GAIN

- Goal is to deliver high quality services to those at highest risk of violence
- Case management led by Office of Neighborhood Safety
- Core Partners: Denver Police Department, Office of Neighborhood Safety, Denver District Attorney, Denver Public Schools, Department of Public Health and Environment, Denver Sheriff Department, Denver Human Services
- Evidence Base: Braga, Anthony A., David L. Weisburd, and Brandon Turchan. 2018. “Focused Deterrence Strategies and Crime Control: An Updated Systematic Review and Meta-Analysis of the Empirical Evidence.” *Criminology & Public Policy* 17(1):202—50.

Denver GAIN Work Process

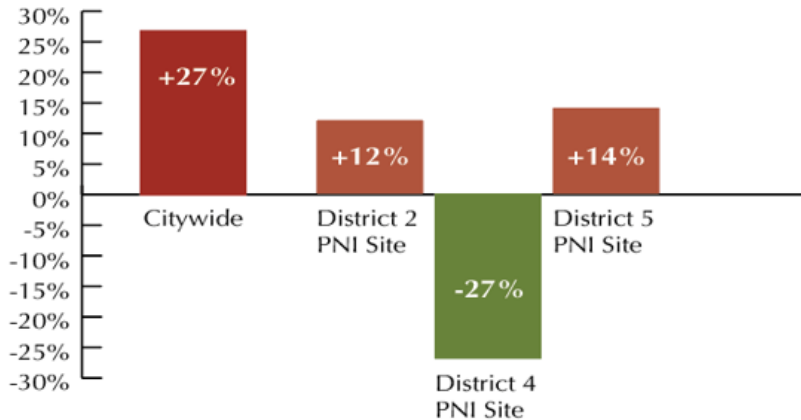


Strategy 3: Place Network Investigations

- Purpose: Long term violence reduction strategy that targets criminal networks and leverages wholistic city investment in specific areas of concentrated, historic gun violence
- City Partners: DOTI, E&L, DPHE, DPR, GS, OCA, DHS, DEDO, HRCF, CPD, CASR, HOST
- Evidence Base: Herold, Tamara D. "A Place Management Approach to Promote Evidence-Based Crime Prevention." *The Oxford Handbook of Evidence-Based Crime and Justice Policy* (2024): 466.

Place Network Investigations Impacts (First Evaluation)

Part 1 Violent Crime Monthly Average Changes



- External evaluation compared pre- and post-project violent crime
- Two sites saw smaller increases (stabilization)
- One site saw significant decrease

District 1: Paco Sanchez



District 2: East Colfax



District 3: South Oneida



[Click here to go back to overview page](#)

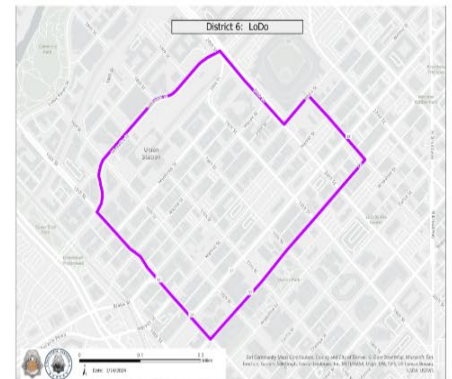
District 4: Mississippi/Raritan



District 5: Peoria



District 6: LoDo



Place Network Investigations Impacts

Paco Sanchez: Improved lighting, security cameras, CPD inspections, Dog Park to be built, action against Avondale liquors

East Colfax: CPTED improvements at small businesses, stronger connections with community groups (FAX safety survey), DEDO job training

800 S Oneida St: DPHE health violations, CPTED improvements at complex, newcomer outreach

Mississippi and Raritan: DOTI cleanups, E & L closure of bar, DPR Lottery Grant, CPTED grants to small business

47th and Peoria: Large CPTED improvements for Villages at Gateway, GS improvements at Arie Taylor

Place Network Investigations Impacts (2024 Preliminary Impacts)

Project Location	StartDate	Days Since Start	Prev 2Yr Shootings	Avg Days Btwn Shootings	Exptd Shootings	Actual Shootings	Pct Change
Paco Sanchez	3/20/2024	177	9	81.2	2.2	0	100.0%
East Colfax	3/20/2024	177	16	45.7	3.9	2	-48.4%
S Oneida	3/20/2024	177	18	40.6	4.4	2	-54.1%
MS & Raritan	3/20/2024	177	4	182.8	1.0	0	100.0%
47th & Peoria	3/20/2024	177	7	104.4	1.7	1	-41.0%
LoDo	7/12/2024	63	20	36.6	1.7	4	132.1%

Trust Patrols

- The primary goal is to build connections and trust, reduce the fear of crime, share crime prevention strategies, and provide a visible officer presence.
- Discretionary activity
- Positive interactions without an enforcement focus
- Procedural justice training and collective neighborhood efficacy
- Core Partner: HRCP

Evidence Base:

- Zhao, J. S., Lawton, B., & Longmire, D. (2015). An Examination of the Micro-Level Crime–Fear of Crime Link. *Crime & Delinquency*, 61(1), 19-44. <https://doi.org/10.1177/0011128710386203>

Trust Patrols

- YTD: 967 trust patrols have been completed
- 49 locations have registered as a trust partner
- Searching for an evaluation tool
- Goal is to create a space for interactions between officers and the public that are not the result of crisis



Appendix

Hot Spot Policing

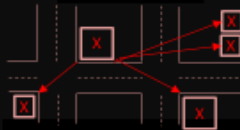
Focused Deterrence

Place Network Investigations

Crime Impact



Intervention Focus



Complexity Partnerships



Onset & Duration

