



---

# Comprehensive Plan 2040 and Blueprint Denver Annual Reports


LUTI Informational Item  
September 12, 2023

Courtney Levingston, AICP, Community Planning & Development

# Overview

- Plan Background
- Web-Based Report
- Implementation Highlights
  - Comprehensive Plan 2040
  - Blueprint Denver





CITYWIDE PLANS



*In 2040, Denver is an equitable, inclusive community with a high quality of life for all residents, regardless of income level, race, ethnicity, gender, ability or age.*



*In 2040, Denver's neighborhoods are complete, unique and reflective of our diverse history.*



*In 2040, Denver is connected by safe, high-quality, multimodal transportation options.*




*In 2040, Denver is a global city with a robust economy that reflects the diversity of our community.*



*In 2040, Denver is a thriving, sustainable city connected to nature and resilient to climate change.*



*In 2040, Denver is a city of safe, accessible and healthy communities.*



## An Equitable City



Planning for equity and guiding change to benefit everyone

## A City of Complete Neighborhoods and Networks



Connecting Denverites to all of their daily needs


## An Evolving City



A measured, common-sense approach to where growth should go and how it should fit in

# Robust Community Engagement

Total engagement across  
plans from May 2016 to  
Feb 2019:  
**25,000 touch  
points**





# Why Annual Reports?

- Plan guidance
- Tracking helps assess progress


# Web- Based Reports

Home / Government / Agencies, Departments, and Offices / Community Planning and Development / City Planning / **Comprehensive Plan 2040**

## Comprehensive Plan 2040


Adopted in May 2019, Comprehensive Plan 2040 is the 20-year vision for Denver and its people, and reflects the voice of thousands who have shared their hopes, concerns and dreams for the future. City leaders will use the recommendations of this plan to guide the decisions that shape our city over the next 20 years.

[Comprehensive Plan 2040 Annual Report >](#)



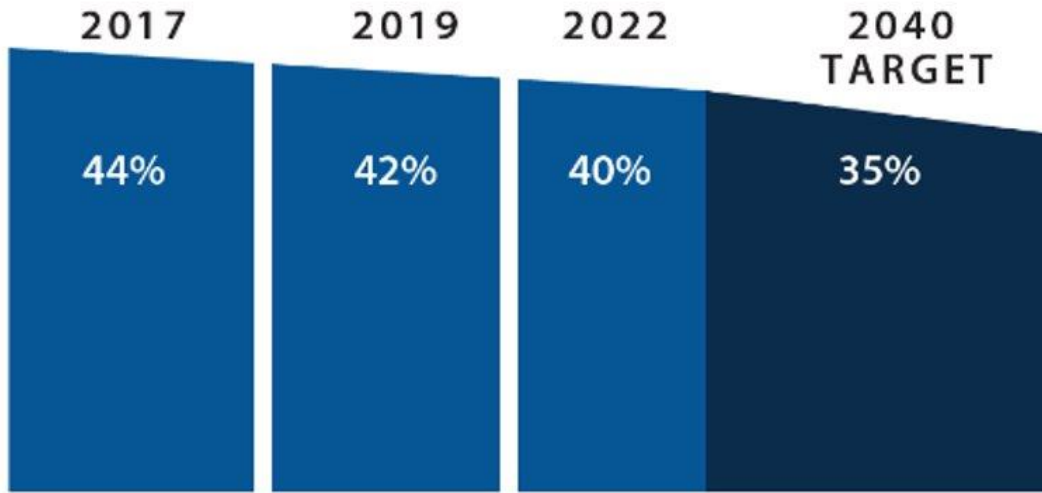
# Comprehensive Plan 2040

- Metrics Highlights
- Implementation Projects Highlights





# Comp Plan 2040 Metric



40% of households spent more than 45% of their income on housing and transportation costs in 2022

Number (%) of Denver households that are “cost-burdened”

*\*National average is 52%*

# Implementation Project Highlights



## Comprehensive Plan Strategy

## Implementation

*8.C - Enable a range of flexible housing options for those experiencing/transitioning out of homelessness*

*8.D - Expand housing for seniors, people w/disabilities and more choices to age in place*

**Group Living Zoning Code Update (2021)**

*3.A - Funding sources for workforce and affordable housing*

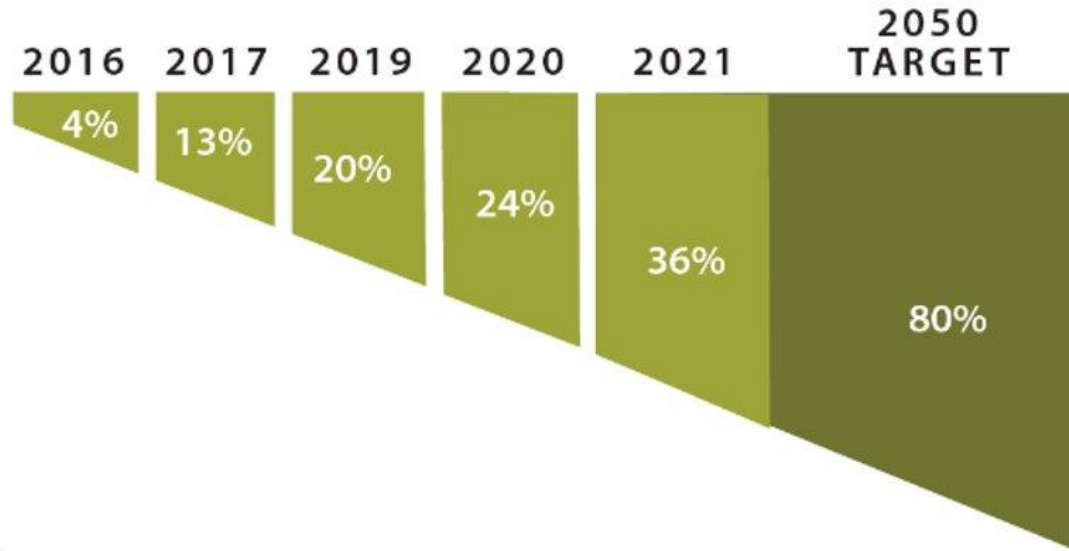
*3.B - Use land use regulations to enable the private development of affordable, missing middle and mixed-income housing*

**Expanding Housing Affordability (2022)**

*4.B - Create additional tools to preserve existing affordable housing*

**HOST Prioritization Policy (2022)**

# Comp Plan 2040 Metric



36% reduction of GHG emissions below 2005 levels



The 2018 climate goal – reduce emissions 80% from 2005 levels by 2050.

Updated climate goal - eliminate 100% of GHG emissions by 2040

# Implementation Project Highlights



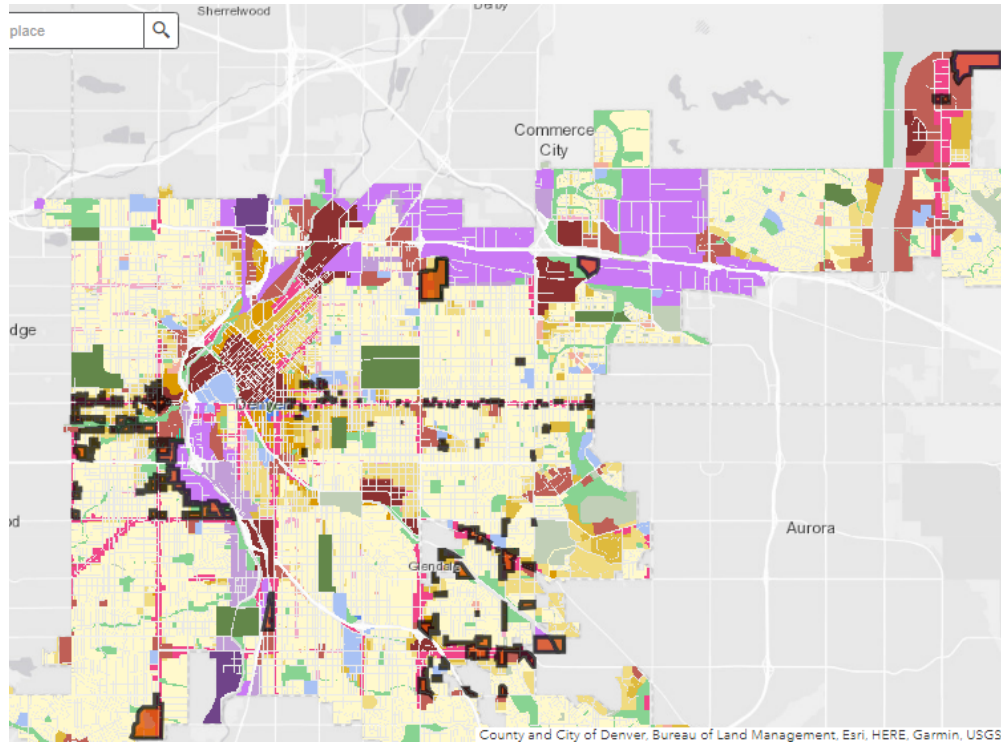
Comprehensive Plan Strategy	Implementation
<i>1.A - Embrace clean and local energy that comes from renewable sources such as sun and wind.</i>	<b>Renewable Denver Community Solar</b>
<i>1. C - Invest in multimodal transportation and support a clean, carbon-free transportation system.</i>	<b>E- Bike Voucher Program</b>
<i>1. B - Reduce energy use by buildings and advance green building design</i>	<b>Net Zero Energy New Buildings and Homes</b>

# Blueprint Denver Annual Report

- Mapping Changes
- Future Growth
- Metric Highlights
- Implementation Project Highlights



# Blueprint Denver Map Changes



Small Area Plans Update Blueprint Denver's Context, Places, Street type and Growth Strategy Maps

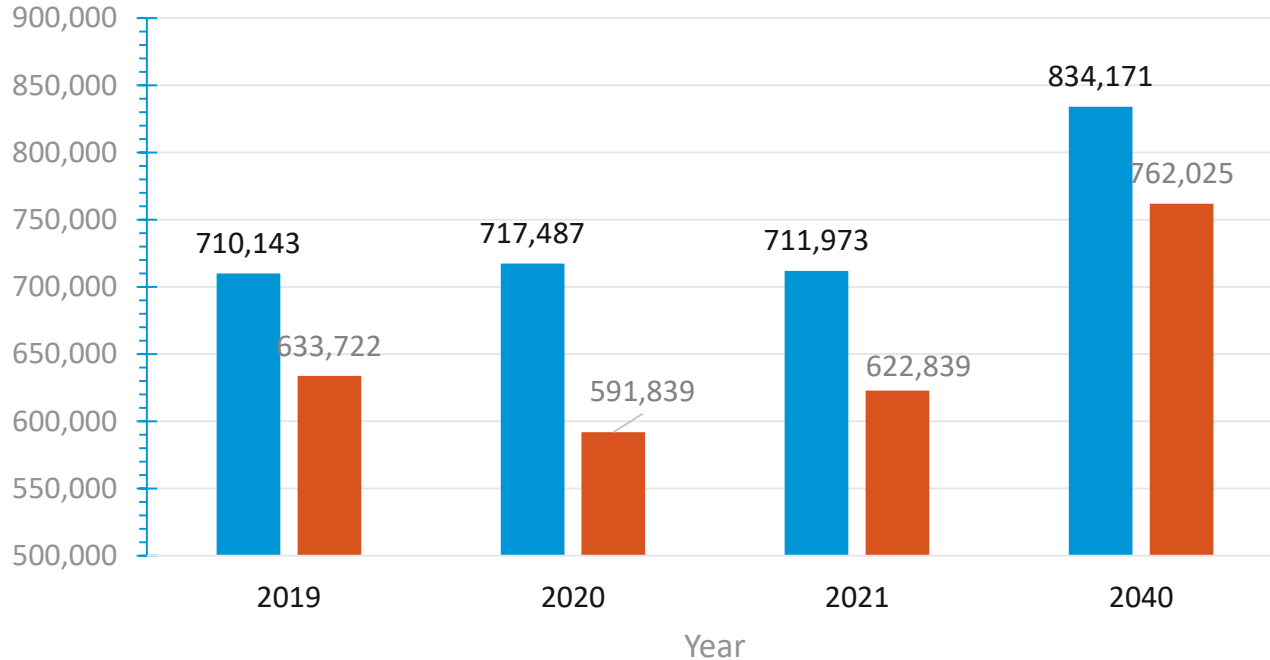
## 2022 Map Changes

- **Far Northeast Area Plan Amendment**
- **Park Hill Golf Course**

## 2023 Map Changes

- **West Area Plan**
- **Near Southeast Area Plan**

# Future Growth: Residents and Jobs

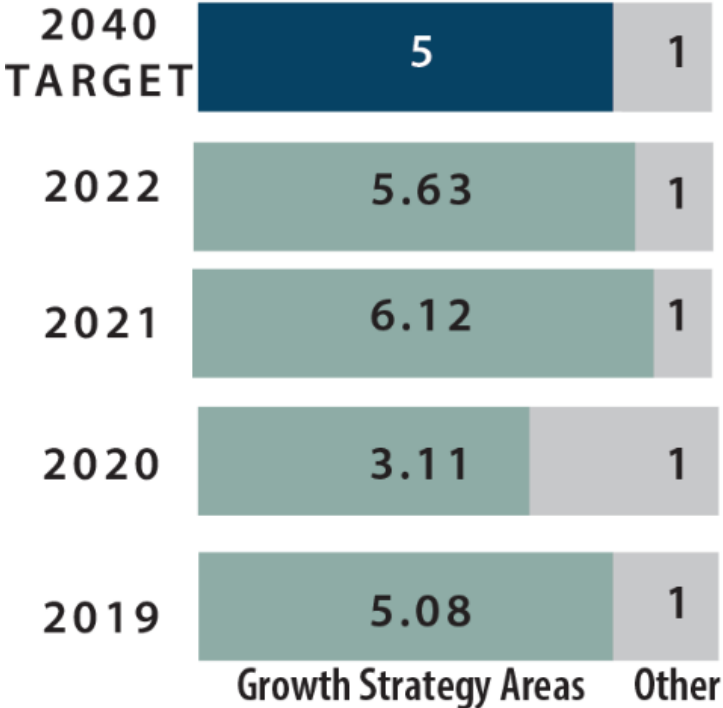


*Blueprint Denver's* growth strategy is to direct housing and jobs to centers, corridors and high/medium residential places.

■ Denver Residents ■ Jobs in Denver

Source: Colorado Dept. of Local Affairs, State Demography Office

# Blueprint Metric - Private Investment Ratio



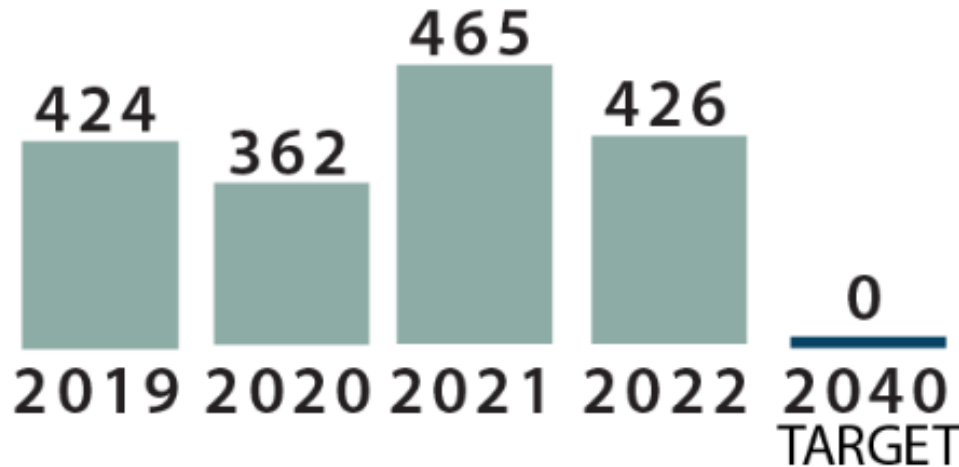
- Growth Strategy Metric
- Tracks how well we are directing development to Blueprint’s growth areas.



# Land Use Built Form – Implementation Project Highlights

Blueprint Denver Recommendation	Implementation Project
<p><i>1.B – Explore the feasibility of programs to provide resources for design tools</i></p> <p><i>2.E - Balance efficiency with preservation through strategies that encourage the reuse of structures.</i></p>	Adaptive Reuse Program pilot
<p><i>5 – Remove barriers to constructing accessory dwelling units and create context-sensitive form standards</i></p>	ADU’s in Denver (2023)
<p><i>1.C – Ensure codes and regulations support modern and equitable approaches to housing options for people experiencing homelessness and people in need of supportive housing.</i></p>	Group Living Project (2021)

# Blueprint Metric - Vision Zero



- Vision Zero goal of 0 traffic related deaths and injuries by 2030
- 76 traffic related deaths and 350 serious injuries

Number of traffic-related deaths and serious injuries by year.

# Mobility – Implementation Project Highlights

Blueprint Denver Mobility Recommendations	Implementation Projects
<i>3.A – Ensure safe pedestrian crossings, especially along the High Injury Network identified by Vision Zero</i>	<b>167 Vision Zero projects in 2022</b>
<i>1.A – Implement the bicycle, pedestrian and transit networks in the Denver Moves Plans</i>	<b>18<sup>th</sup>, 19<sup>th</sup> and Lincoln: Protected Bike and Transit.</b>
<i>9.E - Promote safety education and awareness and enforce safe speeds</i>	<b>Reduced Speed from 25 to 20, Vision Zero</b>

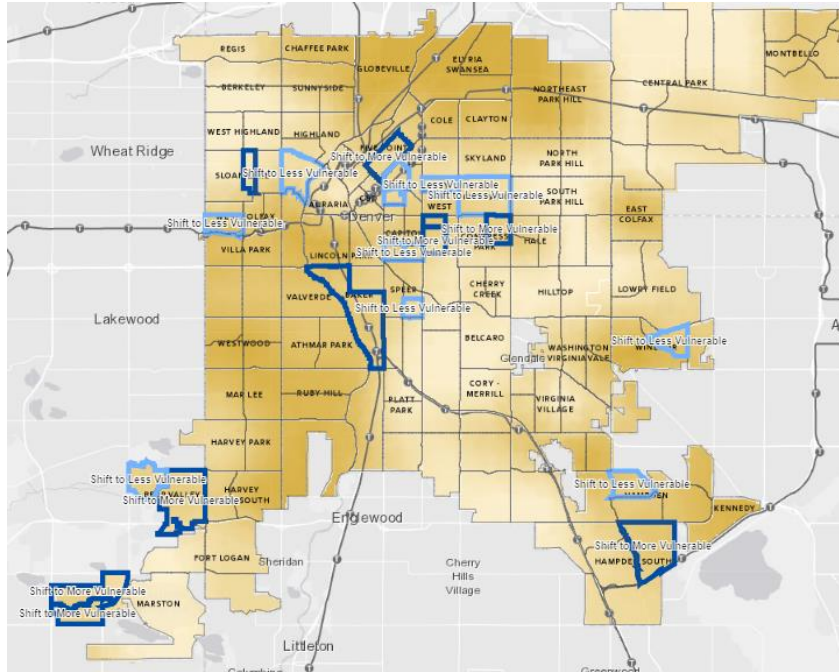
# Implementation- Looking Ahead 2024

- The People's Budget
- Investment impact special revenue fund



Questions?

# Blueprint Denver Equity Concepts



## Vulnerability to Displacement

- Median Household Income
- Percent Renters
- Percent of population with less than a Bachelor's degree

2022 Changes outlined in light blue for shifts to less vulnerable, dark blue for shifts more vulnerable