


Master Purchase Order

DO NOT INVOICE TO THIS ADDRESS	 DENVER <small>THE MILE HIGH CITY</small>	Supplier Contract No.	SC-00003211		
City & County of Denver		Date:	August 9, 2018	Revision No.	
Purchasing Division		Payment Terms	Net 30	Ordinance (as applicable):	
201 West Colfax Avenue, Dept. 304		Freight Terms	DESTINATION		
Denver, CO 80202		Ship Via	Best Way		
United States		Buyer:	Andrew Miskell		
Phone: 720-913-8100 Fax: 720-913-8101		Phone:	(720) 913-8159		

Workday Supplier ID: DENVR0000000342 Phone: (303) 295-2885

Email: DEckrich@OJWatson.com

O.J. Watson Company, Inc.
 5335 Franklin Street
 Denver, CO 80216

Ship To: Various locations within the City and County of Denver

Bill To: As Specified By Agency

Attn: Dick Eckrich
 Colorado Secretary of State ID: 19871720022
 U.S. Federal SAM Registry Verification Date: 07/30/2018

1. Goods/Services:

O.J. Watson Company, Inc., a corporation located in the State of Colorado, (“Vendor” or “Supplier”) shall provide the goods, and any services related thereto, identified and described on attached **Exhibit A**, to the City and County of Denver, a Colorado municipal corporation (the “City”), all in accordance with the terms and conditions of this Master Purchase Order.

2. Ordering:

The City shall purchase one or more of the goods/services by issuing a written purchase order(s) or similar appropriate written document (“Order”), each of which will be deemed incorporated into this Agreement for purposes of such Order only.

3. Pricing:

The pricing/rates for the goods/services is contained on **Exhibit A** and shall be held firm for the term of this Master Purchase Order.

4. Term, Extension, or Renewal:

The effective period of this agreement shall be from the date of City signature to and including **07/31/2021**. It is also a specific provision of this agreement that the City and the Vendor may mutually agree to renew and continue this agreement for additional periods at the same price structure, terms and conditions. However, no extension date may surpass **07/31/2026**.

5. Non-Exclusive:

This Master Purchase Order is non-exclusive. City does not guarantee any minimum purchase other than as provided herein.

6. Inspection and Acceptance:

City may inspect all goods/services prior to acceptance. Payment does not constitute acceptance. Vendor shall bear the cost of any inspection/testing that reveal goods/services that are defective or do not meet specifications. City’s failure to accept or reject goods/services shall not relieve Vendor from its responsibility for such goods/services that are defective or do not meet specifications nor impose liability on City for such goods/services. If any part of the goods/services are not acceptable to City, City may, in addition to any other rights it may have at law or in equity: (1) make a warranty claim; (2) repair and/or replace the goods or substitute other services at Vendor’s expense; or (3) reject and return the goods at Vendor’s cost and/or reject the services at Vendor’s expense for full credit. Any rejected goods/services are not to be replaced without written authorization from City, and any such replacement shall be on the same terms and conditions contained in this Master Purchase Order. Vendor shall perform all services in accordance with the standard of care exercised by highly competent vendors who perform like or similar services.

7. Shipping, Taxes and Other Credits and Charges:

All pricing is F.O.B. destination unless otherwise specified. Shipments must be marked with Vendor’s name, the Master Purchase Order number, and contain a delivery or packing slip. Vendor shall not impose any charges for boxing, crating, parcel post, insurance, handling, freight, express or other similar charges or fees. Vendor shall notify City in writing of any price decreases immediately, and City shall receive the benefit thereof on all unshipped items. Vendor shall comply with any additional delivery terms specified herein. Vendor shall be responsible for the cleanup and reporting of any contamination (environmental or otherwise) or spillage resulting from the delivery and/or unloading of goods within twenty-four (24) hours of the contamination or spillage or sooner if required by law. Vendor shall procure all permits and licenses; pay all charges, taxes and fees; and give all notices necessary and incidental to the fulfillment of this Master Purchase Order and all cost thereof have been included in the prices contained herein. City shall not be liable for the payment of taxes, late charges or penalties of any nature, except as required by D.R.M.C. § 20-107, et seq. The price of all goods/services shall reflect all applicable tax exemptions. City’s Federal Registration No. is 84-6000580 and its State Registration No. is 98-02890. Vendor shall pay all sales and use taxes levied by City on any tangible personal property built into the goods/services. Vendor shall obtain a Certificate of Exemption from the State of Colorado Department of Revenue prior to the purchase of any materials to be built into the goods/services and provide a copy of the Certificate to City prior to final payment.

8. Risk of Loss:

Vendor shall bear the risk of loss, injury or destruction of goods prior to delivery to City. Loss, injury or destruction shall not release Vendor from any obligation hereunder.

9. Invoice:

Each invoice shall include: (i) the Purchase Order number; (ii) individual itemization of the goods/services; (iii) per unit price, extended and totaled; (iv) quantity ordered, back ordered and shipped; (v) an invoice number and date; (vi) ordering department's name and "ship to" address; and (vii) agreed upon payment terms set forth herein.

10. Payment:

Payment shall be subject to City's Prompt Payment Ordinance D.R.M.C. § 20-107, et-seq. after City accepts the goods/services. Any other provision of this Agreement notwithstanding, in no event shall the City be liable for aggregate payments under this Master Purchase Order in excess of **Fifteen Million Dollars (\$15,000,000.00)**. The Vendor acknowledges that any goods/services provided beyond those specifically described in **Exhibit A** are performed at Contractor's risk and without authorization from the City. City's payment obligations hereunder, whether direct or contingent, shall extend only to funds appropriated by the Denver City Council for the purpose of this Master Purchase Order, encumbered by the City after receipt of Vendor's invoice and paid into the Treasury of City. Vendor acknowledges that: (i) City does not by this Master Purchase Order, irrevocably pledge present cash reserves for payments in future fiscal years; and (ii) this Master Purchase Order is not intended to create a multiple-fiscal year direct or indirect debt or financial obligation of City. City may setoff against any payments due to Vendor any claims and/or credits it may have against Vendor under this Master Purchase Order.

11. Amendments/Changes:

Only the Manager of General Services or his delegate is authorized to change or amend this Master Purchase Order by a formal written change order. Any change or amendment that would cause the aggregate payable under this Master Purchase Order to exceed the amount appropriated and encumbered for this Master Purchase Order is expressly prohibited and of no effect. Vendor shall verify that the amount appropriated and encumbered is sufficient to cover any increase in cost due to changes or amendments. Goods/services provided without such verification are provided at Vendor's risk. The Vendor has no authority to bind City on any contractual matters.

12. Warranty:

Vendor warrants and guarantees to City that all goods furnished under this Purchase Order are free from defects in workmanship and materials, are merchantable, and fit for the purposes for which they are to be used and that any professional services associated with the goods, or stand alone professional services under \$10,000, shall be performed in a workmanlike and professional manner with the degree of skill and judgment normally exercised by recognized professionals performing services of the same or substantially similar nature. For any goods or services which are, or become defective within twelve (12) months (unless otherwise specified) after date of receipt by City, Vendor shall at no expense to City, at City's election and to City's satisfaction, either remedy any and all defects or replace the defective goods within seven (7) days of receipt of the defective goods or accept the defective goods for full credit and payment of any return shipping charges. Vendor shall be fully responsible for any and all warranty work, regardless of third party warranty coverage. Vendor shall furnish additional or replacement parts at the same prices, conditions and specifications delineated herein.

13. Indemnification/Limitation of Liability:

Vendor shall indemnify and hold harmless City (including but not limited to its employees, elected and appointed officials, agents and representatives) against any and all losses (including without limitation, loss of use and costs of cover), liability, damage, claims, demands, actions and/or proceedings and all costs and expenses connected therewith (including without limitation attorneys' fees) that arise out of or relate to any claim of infringement of patent, trademark, copyright, trade secret or other intellectual property right related to this Master Purchase Order or that are caused by or the result of any act or omission of Vendor, its agents, suppliers, employees, or representatives. Vendor's obligation shall not apply to any liability or damages which result solely from the negligence of City. City shall not be liable for any consequential, incidental, indirect, special, reliance, or punitive damages or for any lost profits or revenues, regardless of the legal theory under which such liability is asserted. In no event shall City's aggregate liability exceed the agreed upon cost for those goods/services that have been accepted by City under this Master Purchase Order. Notwithstanding anything contained in this Master Purchase Order to the contrary, City in no way limits or waives the rights, immunities and protections provided by C.R.S. § 24-10-101, et seq.

14. Termination:

City may terminate this Master Purchase Order, in whole or in part, at any time and for any reason immediately upon written notice to Vendor. In the event of such a termination, City's sole liability shall be limited to payment of the amount due for the goods/services accepted by City. Vendor acknowledges the risks inherent in this termination for convenience and expressly accepts them. Termination by City shall not constitute a waiver of any claims City may have against Vendor.

15. Interference:

Vendor shall notify the Director of Purchasing immediately of any condition that may interfere with the performance of Vendor's obligations under this Master Purchase Order and confirm such notification in writing within twenty-four (24) hours. City's failure to respond to any such notice shall in no way act as a waiver of any rights or remedies City may possess.

16. Venue, Choice of Law and Disputes:

Venue for all legal actions shall lie in the District Court in and for City and County of Denver, State of Colorado, and shall be governed by the laws of the State of Colorado as well as the Charter and Revised Municipal Code, rules, regulations, Executive

Strategic Long-Term Procurement of Various Truck Bodies with Parts and Service Consideration

Orders, and fiscal rules of City. All disputes shall be resolved by administrative hearing, pursuant to the procedure established by D.R.M.C. § 56-106. Director of Purchasing shall render the final determination.

17. Assignment/No Third Party Beneficiary:

Vendor shall not assign or subcontract any of its rights or obligations under this Master Purchase Order without the written consent of City. In the event City permits an assignment or subcontract, Vendor shall continue to be liable under this Master Purchase Order and any permitted assignee or subcontractor shall be bound by the terms and conditions contained herein. This Master Purchase Order is intended solely for the benefit of City and Vendor with no third party beneficiaries

18. Notice:

Notices shall be made by Vendor to the Director of Purchasing and by City to Vendor at the addresses provided herein, in writing sent registered, return receipt requested.

19. Compliance With Laws:

Vendor shall observe and comply with all federal, state, county, city and other laws, codes, ordinances, rules, regulations and executive orders related to its performance under this Master Purchase Order. City may immediately terminate this Master Purchase Order, in whole or in part, if Vendor or an employee is convicted, plead nolo contendere, or admits culpability to a criminal offense of bribery, kickbacks, collusive bidding, bid-rigging, antitrust, fraud, undue influence, theft, racketeering, extortion or any offense of a similar nature.

20. Insurance:

Vendor shall secure, before delivery of any goods/services, the following insurance covering all operations, goods and services provided to City. Vendor shall keep the required insurance coverage in force at all times during the term of the Master Purchase Order, or any extension thereof, during any warranty period, and for three (3) years after termination of this Master Purchase Order. The required insurance shall be underwritten by an insurer licensed to do business in Colorado and rated by A.M. Best Company as "A-"VIII or better. Each policy shall contain a valid provision or endorsement requiring notification to the City in the event any of the required policies be canceled or non-renewed before the expiration date thereof. Such written notice shall be sent to the parties identified in the Notices section of this Agreement. Such notice shall reference the City contract number listed on the signature page of this Agreement. Said notice shall be sent thirty (30) days prior to such cancellation or non-renewal unless due to non-payment of premiums for which notice shall be sent ten (10) days prior. If such written notice is unavailable from the insurer, contractor shall provide written notice of cancellation, non-renewal and any reduction in coverage to the parties identified in the Notices section by certified mail, return receipt requested within three (3) business days of such notice by its insurer(s) and referencing the City's contract number. If any policy is in excess of a deductible or self-insured retention, City must be notified by Vendor. Vendor shall be responsible for the payment of any deductible or self-insured retention. The insurance coverages specified in this Master Purchase Order are the minimum requirements, and these requirements do not lessen or limit the liability of Vendor. Risk Management reserves the right to require additional policies and/or limits based on agreement scope of work. Vendor shall provide a copy of this Master Purchase Order to its insurance agent or broker. Vendor may not commence services or work relating to the Master Purchase Order prior to placement of coverage. Contractor certifies that the attached certificate of insurance attached to the Master Purchase Order documents, preferably an ACORD certificate, complies with all insurance requirements of this Master Purchase Order. The City's acceptance of a certificate of insurance or other proof of insurance that does not comply with all insurance requirements set forth in this Master Purchase Order shall not act as a waiver of Vendor's breach of this Master Purchase Order or any of the City's rights or remedies under this Agreement. The City's Risk Management Office may require additional proof of insurance, including but not limited to policies and endorsements. Vendor's insurer shall name as Additional Insured to its Commercial General Liability and Business Auto Liability policies the City and County of Denver, its elected and appointed officials, employees and volunteers. Vendor's insurer shall waive subrogation rights against the City. All sub-contractors and sub-consultants (including independent contractors, suppliers or other entities providing goods/services required by this Master Purchase Order) shall be subject to all of the requirements herein and shall procure and maintain the same coverages required of Vendor. Vendor shall include all such entities as insureds under its policies or shall ensure that they all maintain the required coverages. Vendor shall provide proof of insurance for all such entities upon request by City. For Worker's Compensation Insurance, Vendor shall maintain the coverage as required by statute for each work location and shall maintain Employer's Liability insurance with limits of \$100,000 for each bodily injury occurrence claim, \$100,000 for each bodily injury caused by disease claim, and \$500,000 aggregate for all bodily injuries caused by disease claims. Vendor expressly represents to City, as a material representation upon which City is relying, that none of the Vendor's officers or employees who may be eligible under any statute or law to reject Workers' Compensation Insurance shall effect such rejection during any part of the term of this Master Purchase Order, and that any such rejections previously effected, have been revoked. Vendor shall maintain Commercial General Liability coverage with limits of \$1,000,000 for each occurrence, \$1,000,000 for each personal and advertising injury claim, \$2,000,000 products and completed operations aggregate, and \$2,000,000 policy aggregate. Vendor shall maintain Business Auto Liability coverage with limits of \$1,000,000 combined single limit applicable to all owned, hired and non-hired vehicles used in performing services under this Master Purchase Order. For Commercial General Liability coverage, the policy must provide the following: (i) That this Master Purchase Order is an Insured Contract under the policy; (ii) Defense costs in excess of policy limits (iii) A severability of interests, separation of insureds or cross liability provision; and (iv) A provision that coverage is non-contributory with other coverage or self-insurance provided by City. For claims-made coverage, the retroactive date must be on or before the first date when any goods

or services were provided to City. Vendor must advise the City in the event any general aggregate or other aggregate limits are reduced below the required per occurrence limits. At their own expense, and where such general aggregate or other aggregate limits have been reduced below the required per occurrence limit, the Contractor will procure such per occurrence limits and furnish a new certificate of insurance showing such coverage is in force.

21. Severability:

If any provision of this Master Purchase Order, except for the provisions requiring appropriation and encumbering of funds and limiting the total amount payable by City, is held to be invalid, illegal or unenforceable by a court of competent jurisdiction, the validity of the remaining portions or provisions shall not be affected if the intent of City and Vendor can be fulfilled.

22. Survival:

All terms and conditions of this Master Purchase Order which by their nature must survive termination/expiration shall so survive. Without limiting the foregoing, Vendor's insurance, warranty and indemnity obligations shall survive for the relevant warranty or statutes of limitation period plus the time necessary to fully resolve any claims, matters or actions begun within that period. Bonds shall survive as long as any warranty period.

23. No Construction Against Drafting Party:

No provision of this Master Purchase Order shall be construed against the drafter.

24. Status of Vendor/Ownership of Work Product:

Vendor is an independent contractor retained on a contractual basis to perform services for a limited period of time as described in Section 9.1.1E(x) of the Charter of City. Vendor and its employees are not employees or officers of City under Chapter 18 of the D.R.M.C. for any purpose whatsoever. All goods, deliverables, hardware, software, plans, drawings, reports, submittals and all other documents or things furnished to City by Vendor shall become and are the property of City, without restriction.

25. Records and Audits:

Vendor shall maintain for three (3) years after final payment hereunder, all pertinent books, documents, papers and records of Vendor involving transactions related to this Master Purchase Order, and City shall have the right to inspect and copy the same.

26. Remedies/Waiver:

No remedy specified herein shall limit any other rights and remedies of City at law or in equity. No waiver of any breach shall be construed as a waiver of any other breach.

27. No Discrimination in Employment:

Vendor shall not refuse to hire, discharge, promote or demote, or to discriminate in matters of compensation against any person otherwise qualified, solely because of race, color, religion, national origin, gender, age, military status, sexual orientation, marital status, or physical or mental disability; and Vendor shall insert the foregoing provision in any subcontracts hereunder.

28. Use, Possession or Sale of Alcohol or Drugs:

Vendor shall cooperate and comply with the provisions of Executive Order 94. Violation may result in City terminating this Master Purchase Order or barring Vendor from City facilities or from participating in City operations.

29. Conflict of Interest:

No employee of City shall have any personal or beneficial interest in the goods/services described in this Master Purchase Order; and Vendor shall not hire or contract for services any employee or officer of City which would be in violation of City's Code of Ethics, D.R.M.C. §2-51, et seq. or the Charter §§ 1.2.8, 1.2.9, and 1.2.12.

30. Advertising and Public Disclosure:

The Vendor shall not include any reference to the Master Purchase Order or to services performed or goods purchased pursuant to the Master Purchase Order in any of the Vendor's advertising or public relations materials without first obtaining the written approval of the Director of Purchasing.

31. No Employment of Illegal Aliens to Perform Work Under The Agreement:

a. This Agreement is subject to Division 5 of Article IV of Chapter 20 of the Denver Revised Municipal Code, and any amendments (the "Certification Ordinance").

b. The Contractor certifies that:

- (1) At the time of its execution of this Agreement, it does not knowingly employ or contract with an illegal alien who will perform work under this Agreement.
- (2) It will participate in the E-Verify Program, as defined in § 8-17.5-101(3.7), C.R.S., to confirm the employment eligibility of all employees who are newly hired for employment to perform work under this Agreement.

c. The Contractor also agrees and represents that:

- (1) It shall not knowingly employ or contract with an illegal alien to perform work under the Agreement.
- (2) It shall not enter into a contract with a subconsultant or subcontractor that fails to certify to the Contractor that it shall not knowingly employ or contract with an illegal alien to perform work under the Agreement.
- (3) It has confirmed the employment eligibility of all employees who are newly hired for employment to perform work under this Agreement, through participation in the E-Verify Program.

Strategic Long-Term Procurement of Various Truck Bodies with Parts and Service Consideration

- (4) It is prohibited from using the E-Verify Program procedures to undertake pre-employment screening of job applicants while performing its obligations under the Agreement, and that otherwise requires the Contractor to comply with any and all federal requirements related to use of the E-Verify Program including, by way of example, all program requirements related to employee notification and preservation of employee rights.
- (5) If it obtains actual knowledge that a subconsultant or subcontractor performing work under the Agreement knowingly employs or contracts with an illegal alien, it will notify such subconsultant or subcontractor and the City within three (3) days. The Contractor will also then terminate such subconsultant or subcontractor if within three (3) days after such notice the subconsultant or subcontractor does not stop employing or contracting with the illegal alien, unless during such three-day period the subconsultant or subcontractor provides information to establish that the subconsultant or subcontractor has not knowingly employed or contracted with an illegal alien.
- (6) It will comply with any reasonable request made in the course of an investigation by the Colorado Department of Labor and Employment under authority of § 8-17.5-102(5), C.R.S, or the City Auditor, under authority of D.R.M.C. 20-90.3.



d. The Contractor is liable for any violations as provided in the Certification Ordinance. If Contractor violates any provision of this section or the Certification Ordinance, the City may terminate this Agreement for a breach of the Agreement. If the Agreement is so terminated, the Contractor shall be liable for actual and consequential damages to the City. Any such termination of a contract due to a violation of this section or the Certification Ordinance may also, at the discretion of the City, constitute grounds for disqualifying Contractor from submitting bids or proposals for future contracts with the City.

32. Federal provisions:

Where the source of the funds, directly or indirectly for this Purchase Order is the Federal Government, the Vendor agrees to the applicable provisions set out below. The Vendor shall be responsible for determining which terms are applicable to its products and/or services.

EQUAL EMPLOYMENT OPPORTUNITY COMPLIANCE Contractor agrees to comply with Executive Order 11246 of September 24, 1965, entitled "Equal Employment Opportunity," as amended by Executive Order 11375 of October 13, 1967, and as supplemented in Department of Labor regulations (41 CFR Part 60). DAVIS-BACON ACT COMPLIANCE Contractor agrees to comply with the Davis-Bacon Act (40 U.S.C. 3148 to 3148) as supplemented by Department of Labor regulations (29 CFR part 5). ANTI-KICKBACK ACT COMPLIANCE Contractor agrees to comply with the Copeland "Anti-Kickback" Act (18 U.S.C. 874) as supplemented in Department of Labor regulations (29 CFR Part 3). CONTRACT WORK HOURS AND SAFETY STANDARDS Contractor agrees to comply with Sections 102 and 107 of the Contract Work Hours and Safety Standards Act (40 U.S.C. 327-333), as supplemented by Department of Labor regulations (29 CFR part 5) RIGHTS TO INVENTIONS MADE UNDER A CONTRACT OR AGREEMENT Contractor agrees to comply with 37 CFR part 401, "Rights to Inventions Made by Nonprofit Organizations and Small Business Firms Under Government Grants, Contracts and Cooperative Agreements," and any implementing regulations issued by the awarding agency. CLEAN AIR AND WATER REQUIREMENTS Contractor agrees to comply with all applicable standards, orders, or requirements issued under the Clean Air Act (42 U.S.C. 7401 et. seq.), and the Clean Water Act (33 U.S.C. 1251 et. seq.). Contractor agrees to report each violation of these requirements to the City and understands and agrees that the City will, in turn, report each violation as required to the appropriate EPA regional office. ENERGY CONSERVATION REQUIREMENTS The Contractor agrees to comply with mandatory standards and policies relating to energy efficiency which are contained in the state energy conservation plan issued in compliance with the Energy Policy and Conservation Act. (42 U.S.C. 6201) NO SUSPENSION OR DEBARMENT Contractor certifies that neither it nor its Principals or any of its subcontractors is presently debarred, suspended, proposed for debarment, declared ineligible, or voluntarily excluded from participation in this Agreement by any Federal department or agency. BYRD ANTI-LOBBYING. If the Maximum Contract Amount exceeds \$100,000, the Contractor must complete and submit to the City a required certification form provided by the City certifying that it will not and has not used Federal appropriated funds to pay any person or organization for influencing or attempting to influence an officer or employee of any agency, a member of Congress in connection with obtaining any Federal contract grant of any other award covered by 31 U.S.C. 1352. Contractor must also disclose any lobbying with non-Federal funds that takes place in connection with obtaining any Federal award.

This Master Purchase Order is acknowledged and agreed to by:

Vendor Name:	<u>O.J. Watson Company, Inc.</u> <small>(Company Name)</small>	City & County of Denver, Purchasing Division
By:	<u></u> <small>(Authorized Signature)</small>	By: <u></u>
Print Name:	<u>R.K. Eckrue</u>	Print Name: <u>Andrew Miskell</u>
Title:	<u>President</u>	Title: <u>Senior Buyer</u>
Date:	<u>8-17-2018</u>	Date: <u>08/21/2018</u>

Supervisor Initial: 

Note: This contract is contingent upon City Council action and approval, per DRMC 3.26(e).

Strategic Long-Term Procurement of Various Truck Bodies with Parts and Service Consideration

EXTENSION / RENEWALS:

Upon renewal, City procurements shall be made via Purchase Order (PO) under the pricing, terms and conditions of this MPO.

Invoicing must contain the individual PO number that corresponds with the order.

General inquiries, not specific to an individual order, shall reference the above MPO.

Extension No. 1 _____

The contract made and entered into by your company and the City and County of Denver pursuant to the above referenced Master Purchase Order (MPO) expires on _____.

Should you desire to extend this contract to and including _____, and revise the aggregate amount to \$ _____, please return this page with your signature.

City & County of Denver, Purchasing Division

Vendor Name: _____
(Company Name)

By: _____
(Authorized Signature)

Print Name: _____

Title: _____

Date: _____

By: _____

Print Name: _____

Title: _____

Date: _____

Note:

Extension No. 2 _____

The contract made and entered into by your company and the City and County of Denver pursuant to the above referenced Master Purchase Order (MPO) expires on _____.

Should you desire to extend this contract to and including _____, and revise the aggregate amount to \$ _____, please return this page with your signature.

City & County of Denver, Purchasing Division

Vendor Name: _____
(Company Name)

By: _____
(Authorized Signature)

Print Name: _____

Title: _____

Date: _____

By: _____

Print Name: _____

Title: _____

Date: _____

Note:

Strategic Long-Term Procurement of Various Truck Bodies with Parts and Service Consideration

EXTENSION / RENEWALS:

Upon renewal, City procurements shall be made via Purchase Order (PO) under the pricing, terms and conditions of this MPO. Invoicing must contain the individual PO number that corresponds with the order. General inquiries, not specific to an individual order, shall reference the above MPO.

Extension No. 3 _____

The contract made and entered into by your company and the City and County of Denver pursuant to the above referenced Master Purchase Order (MPO) expires on _____.

Should you desire to extend this contract to and including _____, and revise the aggregate amount to \$ _____, please return this page with your signature.

City & County of Denver, Purchasing Division

Vendor Name: _____
(Company Name)

By: _____
(Authorized Signature)

Print Name: _____

Title: _____

Date: _____

By: _____

Print Name: _____

Title: _____

Date: _____

Note:

Extension No. 4 _____

The contract made and entered into by your company and the City and County of Denver pursuant to the above referenced Master Purchase Order (MPO) expires on _____.

Should you desire to extend this contract to and including _____, and revise the aggregate amount to \$ _____, please return this page with your signature.

City & County of Denver, Purchasing Division

Vendor Name: _____
(Company Name)

By: _____
(Authorized Signature)

Print Name: _____

Title: _____

Date: _____

By: _____

Print Name: _____

Title: _____

Date: _____

Note:

EXHIBIT "A"

Supplier Contract No.: SC-00003211
Vendor Name: O.J. Watson Company, Inc.
Title: Strategic Long-Term Procurement of Various Truck Bodies with Parts
and Service Consideration

It is recommended that you use your Supplier Contract No. – SC-00003211 in all future correspondence, billing, invoicing or other communications.

Description of the goods, and services related thereto, being purchased and pricing:

1) SCOPE OF WORK/DELIVERABLES

- A. The primary objective of this agreement is to initiate a long-term agreement with a vendor with regards to procuring Cab and Chassis & Truck Body Equipment.
 - a. City Vehicle Reference Numbers: TBD on a later date after award
- B. A secondary objective is to establish:
 - a. Firm long-term pricing structures/ rates with regards to:
 - i. Additional vehicle/ equipment procurements in the future
 - ii. Parts and component pricing
 - iii. Hourly Labor Rates: Shop and Field
 - b. Warranty Protocols
 - c. Customer Service Protocols

2) F.O.B. POINT:

All unit prices, parts prices, and percentages quoted must be quoted at a firm price F.O.B. destination, delivered to the following sites:

City and County of Denver Fleet Management – Roslyn location
5440 Roslyn Street
Building C – Door 26
Denver, CO 80216

AND

City and County of Denver Fleet Management – Central Platte Location
1271 West Bayaud Avenue
Building #5
Denver, CO 80223

AND

Denver International Airport Fleet Management
2700 East 80th Avenue
Denver, CO 80249

Note: Additional locations may be added or modified during the life of this contract and the Supplier will be notified accordingly.

3) PATENTS:

Seller agrees to defend the City and County of Denver at seller's own expense, in all suits, actions or proceedings in which the City and County of Denver is made a defendant for actual or alleged infringement of any United States of America or foreign letters patent resulting from the City and County of Denver's use of the goods purchased as a result of this Award. Seller further agrees to pay and discharge any and all judgments or decrees which may be rendered in any such suit, action or proceeding against the City and County of Denver.

4) PAYMENT CONDITIONS:

Payment will be made upon final delivery and acceptance of the equipment, supplies, and/or service by the City.

5) DELIVERY EXPECTATIONS:

The Supplier shall deliver a completed unit to the City and County of Denver within one hundred and eighty (180) calendar days from the time the cab and chassis has been delivered to the Supplier's facility or to a location agreed upon that is outside of the Denver Metro area, whichever site is delivered to first. A completed unit shall be considered as a unit that does not require any additional work or upfits to be installed and the delivery is considered complete and acceptable to the City and County of Denver.

If the Supplier does not deliver a completed unit on or prior to the one hundred and eightieth (180th) day, the Supplier shall credit five hundred dollars (\$500.00) per unit per thirty (30) calendar days of delinquency, no matter the truck body or upfit. Penalties shall run in thirty (30) calendar day cycles, which means that the amount for credit shall be the same for a unit that is one (1) calendar day late or thirty (30) calendar days late. If a unit continues to be late on the thirty-first (31st) day, then a new five hundred (\$500.00) dollar credit shall be applied for that particular unit. This monthly penalty will continue until a finished and complete unit is delivered and accepted to/by the City and County of Denver.

6) PRICING:

All prices and percentages quoted shall be firm and fixed for the initial year of the contract period. Prices and percentages regarding all OEM Parts, Shop Rate, Field Rate, Parts and Components Discounts, and Percentage Discounts towards future Truck Bodies shall remain firm and fixed for the duration of the entire contract period. Prices regarding the purchases of future Truck Body Units may be adjusted annually upon request after the initial term. Prices regarding future Truck Body Units shall be negotiated and mutually agreed upon by the Vendor and the City and County of Denver Purchasing department, provided however, that adjusted increases in prices shall not exceed the inflation rate as defined by the Bureau of Labor Statistics (BLS.gov) PPI for Motor Vehicle Body and Trailer Manufacturing, series ID PCU33621.

<https://beta.bls.gov/dataViewer/view/timeseries/PCU33621-33621>

- Base Index shall be established as the average of the following six (6) months: June 2017 – November 2017. The Adjusted PPI will be based on the six (6) months that are most recent to the future purchase.
- Future vehicle procurements (as applicable) pricing will be calculated as indicated in the following example:
 - Truck Body Units have an original unit purchase price of \$135,000.00 in April of 2018
 - The Base Index is equal to 138.23
 - In June of 2019, the City desires to purchase an additional Truck Bodies with specifications equivalent to originally purchased units from RFP # 0751A (2018)
 - PPI Adjustment index in June of 2019 is 142.57 and was averaged over the previous 6 data points

- The anticipated percentage adjustment would be 3.140%
 - $[(\text{New PPI} - \text{Old PPI}) / \text{Old PPI}] \times 100\% = \text{Adjusted PPI \% increase/decrease}$
 - $[(142.57 - 138.23) / 138.23] \times 100\% = 3.1396\% - \text{Rounded to } 3.140\%$
- The anticipated price for June 2019 for an equivalent unit would be $\$135,000.00 \times 3.140\% = \$4,239.00$
+ $\$135,000.00$ (Original Base Year Price = $\$139,239.00$)

<i>All items in Additional Items Pricing below shall be firm and fixed for the life of the contract</i>	
<i>Additional Items Pricing</i>	<i>Price/Percentage</i>
Standard Shop Rate	\$125.00/hr.
Standard Field Rate	\$150.00/hr.
Expedited Shop Rate	\$150.00/hr.
Expedited Field Rate (Vendor Tech to arrive within two (2) hours of City call/request)	\$150.00/hr.
Parts Percentage Discount offered for various truck body parts (All other brands of parts that are not included in the section below)	At Vendor's Cost – 0% markup
<i>Volume pricing shall be firm and fixed for the life of the contract</i>	
<i>Volume Items Pricing</i>	<i>Price/Percentage</i>
Ordering of one to five (1-5) units	Base Bid Price
Ordering of six to ten (6-10) units	Less \$1,000.00 per unit
Ordering of eleven or more (11+) units	Less \$2,000.00 per unit
<i>Additional brands of components and corresponding discounts for all future parts and replacement parts needs (All prices are for goods only; installation labor to be quoted per unit) (All price percentage discounts are firm and fixed for the life of the contract)</i>	
<i>Additional Items Pricing Percentages</i>	<i>Price/Percentage</i>
Boss Snowplows – Entire catalog	-10% list price to Denver
Weatherguard Truck and Van – Entire catalog	-15% list price to Denver
Monroe Snow and Ice – Entire catalog	-10% list price to Denver
Whelen Lighting	-10% list price to Denver
Force America	-20% list price to Denver
Certified Power	-20% list price to Denver

7) PARTS AND COMPONENTS PRICE UPDATES:

- a) Price list(s) changes/ updates will be allowed to go in effect only if preceded by a 15-calendar day written notice by the vendor to the City.
- b) Vendors will be allowed to submit price list changes only once in any one 180-day time period, after the initial twelve (12) months of the contract start date
- c) Vendor updated pricing is to be submitted to Purchasing and City agencies.
- d) Revised Published Price Lists will be accepted only in the event of an industry-wide price change, as evidenced by the issuance of revised price lists by the manufacturer and/or a justification acceptable to the Director of Purchasing.

8) BASE REQUIREMENTS:

a) PRODUCT RETURN PROTOCOL

- i) Agencies shall receive full credit for any parts/ components returned within 365 days of initial delivery.
- ii) Agencies shall receive a minimum of one-half (1/2) or greater credit for any parts/ components returned within 366-720 days of initial delivery.
- iii) The only exception(s) that will be made for 8)a)i) and 8)a)ii) shall be for non-stock/special order items, for which a re-stock fee may apply. However, if an item is deemed as non-stock or as a special order, the Supplier shall notify and receive authorization from the requesting City Agency prior to placing the order.
- iv) Vendor shall contact each using agency within thirty days of agreement initiation to collaborate in relation to return parts/ components protocol(s).

b) PALLETS

- i) All pallets supplied shall be non-returnable (unless City agency requires it) and no deposit shall be applied.

c) PARTS CONSIGNMENT

- i) The Vendor shall consider consignment requests on behalf of City agencies.
 - (1) The Purchasing Division will arbitrate consignment arrangements when necessary.

d) PARTS AND COMPONENT CONSIDERATIONS:

- i) Standard City Parts and Component Delivery Protocol:
- ii) Unit prices to be inclusive of shipping and freight: F.O.B. Destination- Denver, Colorado-City and County of Denver property, delivered to multiple City locations.
- iii) The Vendor will be required to maintain adequate local inventories to cover normal usage by agencies of the City.
- iv) The Vendor shall have the ability to provide a minimum of two (2) deliveries to each City maintenance facility listed above in F.O.B. Point for repair parts. Additional delivery locations may be added or removed by the City during the life of this agreement.
- v) Delivery of in-stock / on-hand Parts/ Components, as agreed upon by both parties, at accepted vendor's location are to be delivered FOB Destination-City and County of Denver property at no charge.
 - (1) Orders received Monday-Friday before 12:00 PM requires same day delivery in the afternoon by 5:00 PM or earlier.
 - (2) If the City deems there to be a need for a second daily delivery, then scheduled orders received Monday-Friday after 12:00 PM to 6:00 PM requires next business day (Monday-Friday) delivery before 12:00 PM or earlier.
- vi) The Vendor shall collaborate with City agencies in regards to their specific delivery requirements including but not limited to weekend and potential swing and night shift requirements during periods of emergency.

Strategic Long-Term Procurement of Various Truck Bodies with Parts and Service Consideration

- vii) Deliveries of items not at accepted vendor location that require shipment from outside the Denver Metro Area are anticipated within 48 hours (Monday through Friday excluding holidays) from the time the order at no charge.
 - viii) In the event an order cannot be delivered within the timelines above, the accepted vendor shall contact the agency within two (2) hours of the initial City request and communicate the anticipated lead-time.
 - ix) The City shall not compensate the vendor for expedited freight costs for those items specifically identified by each agency in writing that the vendor is to routinely stock for that agency.
 - x) The Vendor is to accommodate expedited delivery requests by City agencies as required; the City shall only compensate the vendor for balance of expedited freight costs versus standard delivery costs.
 - xi) Vendor will allow the City to pick up parts within two (2) business hours after an order has been placed-when required.
 - xii) Continual shortages and expedite requirements on the part of the City due to the accepted vendor's inventory shortages may result in termination of Master Purchase Order agreement.
 - xiii) The City reserves the right to purchase from other sources those items which are required on an emergency basis and cannot be supplied immediately from stock by the vendor.
- e) PARTS AND COMPONENT WARRANTY
- i) Standard City Warranty Clause:
Vendor warrants and guarantees to City that all goods furnished under this Master Purchase Order are free from defects in workmanship and materials, are merchantable, and fit for the purposes for which they are to be used. For any goods furnished under this Master Purchase Order which become defective within twelve (12) months (unless otherwise specified) after date of receipt by City, Vendor shall either, at City's election and to City's satisfaction, remedy any and all defects or replace the defective goods at no expense to City within seven (7) days of receipt of the defective goods or accept the defective goods for full credit and payment of any return shipping charges. Vendor shall be fully responsible for any and all warranty work, regardless of third party warranty coverage. Vendor shall furnish additional or replacement parts at the same prices, conditions and specifications delineated herein.
- f) GENUINE MANUFACTURER ASSURANCE
- i) Genuine Manufacturer Parts and Components that vendor sells to the City and County of Denver shall be sourced **directly** from the Genuine Manufacturer Parts and Components Distribution Center(s).
 - ii) Supplied Parts and Components Nomenclature/ Identifiers are to correspond with Genuine Manufacturer part numbers.
- g) PROCUREMENT METHODOLOGIES-DEFINITIONS
- i) P-CARD: City Agency may utilize a City Credit Card (Procurement Card) for all purchases other than an entire new body.
 - (1) A typical P-Card transaction will not exceed two thousand dollars (\$2,000.00) with any one credit card swipe, however, this is not a hard cap or limit on the City and its needs.
 - ii) Blanket PO(Purchase Order): City Agency may establish a Blanket PO, the Agency will place multiple orders using the same PO Number and the Vendor will be required to invoice indicating the same PO number for multiple purchases over time.

- iii) PO- City Agency may issue a single PO for a specific set of items for a specific instance; the Vendor will be required to invoice indicating the specific PO number.
- iv) Catalog: The City Agency will order items through the City's ERP 'Catalog File' and issue the vendor PO's. The Purchasing Division, City Agency, and Vendor will continually collaborate to identify and update specific items and their pricing in the City 'Item File'.
- v) Note: The City reserves the right to add/ delete/ change procurement methodologies for manufacture line items herein throughout the term of Master Purchase Order agreement and any renewal periods.

h) PARTS AND COMPONENT BILLING

- i) Vendor shall be able to accommodate combined periodic billing as required.
- ii) Payment methodology may include ACH, check or credit card (P-Card/ Procurement Card) for replacement parts
- iii) The Supplier cannot offer a separate pricing structure or charge an additional fee(s) for procurement (credit) card purchases for parts and components.

i) CATALOG FILE (PARTS/ COMPONENTS):

- i) The City has implemented a SKU (Stock Keeping Unit) inventory-tracking module into its financial system, known internally as the 'Item File';
- ii) It is a specific requirement of this contract Supplier collaborate with the City to introduce and maintain specific SKU's/ Items within the City's 'Catalog File' (as required);
- iii) The protocol for the City/ Vendor/ SKU 'Catalog File' collaboration includes but is not limited to the following:
 - iv) Specific items will be identified by the City to be become a SKU/ Item;
 - (1) The City and vendor will collaborate to determine the SKU/ Item description;
 - (2) Specific SKU/Catalog pricing will be determined by applying the vendor's price percentage adjustment to the price list and price column identified by the vendor for each SKU/ Item or as determined by specific bid price for the SKU/ Catalog (as applicable);
 - (3) The SKU/ Catalog price will be fixed for finite periods as determined by the City;
 - (4) City Agencies will order the SKU/ Catalog via the City's Purchasing Division's Procurement Module and issue the vendor Purchase Orders;
 - (5) The vendor shall enter/ populate City SKU/ Catalog upload templates with required information and pricing;

j) SUPPLIER PERFORMANCE MANAGEMENT:

- i) The City will administer a Supplier performance management program as part this agreement. The purpose of this program is to create a method for documenting and advising the Purchasing Department of exceptional performance or any problems related to the purchased goods and services.

ii) Supplier will be required to furnish a performance report to the buyer on an annual basis, no later than the anniversary date of the applicable Master Purchase Order or City Contract, may provide at a minimum the following information:

iii) FOR GOODS

- (1) Total dollar value of purchases per City Agency
- (2) Total number of transactions per City Agency
- (3) Percentage of items shipped from local stock
- (4) Percentage of items backordered
- (5) Average delivery time for stock material
- (6) Average delivery time for backorders

CCD EXHIBIT A - SC-00003211 - Continued

Request for Proposal No. 0751A (2018)

Strategic Long-Term Procurement of Various Truck Bodies with Service and Parts Consideration

Reference Nos.:

CITY AND COUNTY OF DENVER
Technical Specifications and Bid Items
For a
Tandem Axle Multi-Purpose Dump Truck with Options

1.0 General Description

A new current model year 13-yard multi-purpose front discharging live bottom dump body to be installed on a new current model year, Class 8, 66,000 GVWR (plate certified) business class tandem axle truck. The 13-yard multi-purpose front discharging live bottom dump body is intended to be installed on the cab and chassis (See Attached Specification Documents for Information on the Cab and Chassis) The 13-yard multi-purpose front discharging live bottom dump body shall be compatible and suitable for installation and powered by a turbo-charged diesel engine with charge air cooling, a 66,000 GVWR axle/suspension rating less tires with multi-purpose live-bottom dump body configuration and options. The truck shall be suitable for hauling materials from dirt and debris to asphalt and with options for snow plowing and salt/sand spreading or an approved equal.

1.1 Standard Factory Equipment

All standard factory equipment shall be included with the vehicle/equipment; no deletions of standard factory equipment will be permitted unless specifically superseded in these specifications. Accessories not specifically mentioned herein but necessary to furnish a complete unit ready for use shall also be included.

1.2 Government Requirements (where applicable)

The vehicle/equipment shall be built to, and perform in accordance with, all the requirements of the latest edition of the following standards and specifications:

- FHWA, Federal Highway Administration
- SAE, Society of Automotive Engineers Specifications
- FMVSS, Federal Motor Vehicle Safety Standards
- DOT, Department of Transportation Regulations
- AWS, American Welding Society Standards
- PUC, Public Utilities Commission (Colorado)

1.3 Workmanship and Durability

Workmanship throughout the vehicle/equipment shall conform to the highest standards. Durability shall be sufficient to allow safe and efficient operation of the equipment/vehicle.

1.4 Completion of Bid Items and Alternates

Vendor shall complete each line item in "Offered Equipment" and "Cost" columns in the following manner:

- A. Provide vehicle/equipment's technical information: in "Offered Equipment" provide technical information as requested and provide cost of item in "Cost" column.

CCD EXHIBIT A - SC-00003211 - Continued

Request for Proposal No. 0751A (2018)

Strategic Long-Term Procurement of Various Truck Bodies with Service and Parts Consideration

- B. Included Standard Equipment: in “Offered Equipment” column provide technical information as requested for standard equipment in, “Cost” column write NC for “No Charge”.
- C. Differences: in “RED” ink in “Offered Equipment” column adjacent to Description of Equipment provide information on the item being offered, in “Cost” column provide cost if there is a bid item cost.
- D. Vendors shall break out and list costs for each specification section. Failure to break out proposed costs may cause proposal to be non-responsive. Breakout costs will be used for comparisons clarifying cost issues and if deletions to the specifications need to be made.

1.5 Major Areas of Concern

	Description of Concern
A.	Operator Cab Area to include: <ol style="list-style-type: none"> 1. Steering wheel belly room. 2. Shoulder leg and hip room. 3. Head room. 4. Operator's vision. 5. Floor height and step distances. 6. Ergonomic layout of vehicle and all body controls. 7. Ease and speed of operation of all functions.
B.	Mirror width for use in narrow and obstructed areas to include: <ol style="list-style-type: none"> 1. Overall extended mirror width. 2. Minimum mirror width. 3. Ability for mirrors to be hit by obstructions (branches etc) and absorb the hit without damage. 4. Ability for mirrors to be reset or adjusted into position without operator leaving operator's station.
C.	Dual Function Ability: <ol style="list-style-type: none"> 1. Primary function is to efficiently and safely transport hot asphalt to City paving projects and discharge the asphalt into the City paving machines efficiently and at proper temperature for efficient mat lay down of the asphalt. 2. Secondary functions are: to efficiently and safely: <ol style="list-style-type: none"> a Efficiently plow City streets of snow and ice during and after snow storms. b Distribute granular de-icing agents onto the City streets in prescribed tons/mile and record dispensed amounts. 3. Ability to easily and quickly switch between primary and secondary functions.
D.	Warranty: <ol style="list-style-type: none"> 1. Ability and cost to obtain an extended warranty on dump body, hoist, snowplow/spreader controls and hydraulic system. 2. Location of warranty providers.
E.	Service Ability: <ol style="list-style-type: none"> 1. Ability to easily service cab and chassis items that require regular (yearly or less) servicing and maintenance. 2. Ability to easily service dump body, snowplow, hydraulic system and spreader body components/items that require regular (yearly or less) adjusting, servicing and maintenance.

2.0 Build Status of Vehicles:

2.1 Contractor and all sub vendors after receipt of the City's purchase order shall:

The primary Contractor (prime vendor) shall be responsible for providing within 15 business days to the City a "Preliminary Build Status Plan" to include but not limited to:

1. The "Build Status Plan" shall include sufficient detail to assure that the ordered units will meet specifications and be built to the highest quality standards and be delivered on time.
2. Placement date of initial order with the cab and chassis manufacture.
3. Cab and chassis manufacturer's date of order acceptance. Written order confirmation is required.
4. Placement date of initial order with the body manufacture.
5. Body manufacturer's date of order acceptance. Written order confirmation is required.
6. Build date for cab and chassis to include start date and completion date.
7. Build date for body to include start date and completion date.
8. Delivery date of the cab and chassis to the sub vendor's body manufacturer.
9. Beginning and completion dates for installation of the body on the cab and chassis.
10. Ship date for the completed vehicle (cab and chassis with body) from sub vendor's body manufacturer to Denver and which location shipped to.
11. Contractor and sub vendors local vehicle preparation time.
12. Delivery of a completed vehicle meeting specifications to the City.

2.2 The Contractor shall contact all sub vendors:

The Contractor shall contact all sub-contractors providing accessories and equipment for the vehicle (s) and provide the sub-contractors with the a list of all accessories and equipment, manufacturer's order confirmation, order number, vehicle specifications, build date and delivery date to dealer from the vehicle manufacturer on the ordered vehicle. It is the primary selling dealer's responsibility to assure that the sub-contractors orders the accessories and equipment and has the items in stock and is prepared to install the accessories and equipment items when the vehicle arrives at the dealership.

CCD EXHIBIT A - SC-00003211 - Continued

Request for Proposal No. 0751A (2018)

Strategic Long-Term Procurement of Various Truck Bodies with Service and Parts Consideration

3.0 Basic Requirements or Approved Equal.

The following equipment is intended to be installed on the cab and chassis that is currently in the bid process with the City, RFP # 0750A (2018). The cab and chassis shall be compatible and suitable for the installation of the following body equipment without modifications.

3.1 13-Yard Stainless Steel Multi-Purpose Dump Body or approved equal

	Description of Equipment	Offered Equipment	Cost
A.	<p>General Description: The multi-purpose front discharging live-bottom body shall perform multiple purposes efficiently. They are:</p> <ol style="list-style-type: none"> 1. In the paving season the body shall transport and off load hot asphalt into the City's paving machines. 2. During snow occurrences the body shall efficiently dispense either salt or sand materials onto City streets with spreading rates as low as 10-lbs per lane mile to a maximum of 150-lbs per lane mile with a 1" gate opening. 3. The body shall also transport sweeper tailings to dump sites. 4. The body shall also be capable of transporting and efficiently off-loading dirt, gravel, cobble and other general construction materials. 	<p>Make: Monroe Model: RDS180-96-56</p> <p>Yes No</p> <p>Low Spread Rate: 10 lbs/lane mile High Spread Rate: 150 lbs/lane mile</p> <p>Yes No Yes No</p>	\$42,743.00

CCD EXHIBIT A - SC-00003211 - Continued

Request for Proposal No. 0751A (2018)

Strategic Long-Term Procurement of Various Truck Bodies with Service and Parts Consideration

B.	<p>Stainless Steel Multi-Purpose Live-Bottom Body Construction</p> <ol style="list-style-type: none"> 1. Length: 15'6". 2. Interior Width: 88-inches. 3. Interior wall height: 44-inch. 4. Volume without sideboards: 11.2-cu. yds. 5. Volume with sideboards: 13.2-cu yds 6. The side walls shall radius slope from the vertical sidewall to the flat floor at the conveyor. The radius/slope shall provide for self-cleaning and feeding of materials on to the conveyor. No large "flat" floor/side sections due to poor cleanout of materials 7. The dump body shall have a flat front head sheet or a small/partial dog house to allow for hoist clearance. 8. Tailgate: <ol style="list-style-type: none"> a. Height 50" or 6" higher than sidewalls b. Tailgate shall be "asphalt type" sloped rearward for efficient dump/discharging asphalt into the City's asphalt pavers. 9. Side walls, head sheet, longills, top rail and tailgate shall be constructed of 1-piece no splicing of material and be fully welded. 10. Discharge, front of body 	<p>Body Length: <u>15'6"</u></p> <p>Body Width: <u>88"</u></p> <p>Wall Height: <u>44"</u></p> <p>Volume without side boards: <u>11.2 yds³</u></p> <p><input checked="" type="checkbox"/> Yes <input type="checkbox"/> No</p> <p>Width of Flat section: <u>0"</u> in</p> <p>Body is self-cleaning/clearing with intended materials to be hauled in the body: <input checked="" type="checkbox"/> Yes <input type="checkbox"/> No</p> <p>Dog House <input checked="" type="checkbox"/> Yes <input type="checkbox"/> No</p> <p>Dog House Size: <u>16"</u> W x <u>35"</u> T x <u>16"</u> D</p> <p>Height: <u>50"</u> in</p> <p>Tailgate Type: <u>Asphalt</u></p> <p><input checked="" type="checkbox"/> Yes <input type="checkbox"/> No</p> <p>Discharge Location: <u>Between the frame rails</u></p>	INCLUDED
----	---	--	----------

CCD EXHIBIT A - SC-00003211 - Continued

Request for Proposal No. 0751A (2018)

Strategic Long-Term Procurement of Various Truck Bodies with Service and Parts Consideration

	Description of Equipment	Offered Equipment	Cost
C.	<p>Material:</p> <ol style="list-style-type: none"> Sides, 1-piece, 7-gauge/ 3/16" minimum, 201 stainless steel. Head sheet 1-piece, 7-gauge/ 3/16" 201 stainless steel and conform to the body contour. Fully welded inside and outside. Top rail shall be a box formed 7-gauge/ 3/16" 201 stainless steel self-cleaning design (sloped to inside the body) with the top rail over lapping the side wall for additional stiffness. Rear corner posts shall be full depth from top of the tailgate to the bottom of the longsills, 7-gauge/ 3/16", 201 stainless steel. Longsills shall be fully gusseted 1/4", 201 stainless steel, 14" deep. Lower cross members shall be 7-gauge/ 3/16" x 3" x 2" channel welded to the base of the longsills on 2' centers Top cross members shall be 7-gauge/ 3/16" x 3' x 3" formed angle welded to the top of the longsills on 12" centers. 	<p>Material Size & Type: <u>7 Gauge 201 SS</u></p> <p>Material Size & Type: <u>7 Gauge 201 SS</u></p> <p>Material Size & Type: <u>7 Gauge 201 SS</u></p> <p>Quantity: <u>N/A</u></p> <p>Material Size & Type: <u>7 Gauge 201 SS</u></p> <p>Material Size & Type: <u>1/4" 201 SS</u></p> <p>Material Size & Type: <u>7 Gauge 201 SS</u></p> <p>Material Size & Type: <u>7 Gauge 201 SS</u></p>	<p><u>\$ Included</u></p>
D.	<p>Under Structure:</p> <ol style="list-style-type: none"> Cross members 4" boxed beam 1/4' 201 stainless steel on 12" centers gusseted to longitudinal beams at each beam. Longitudinal beams maximum height 14" boxed-beam 1/4" 201 stainless steel. Longitudinal beams shall mount on extruded rubber strips. Mylar insulator to prevent electrolysis shall separate all dissimilar metals (steel, aluminum). 	<p>Material Size & Type: <u>1/4" 201 SS</u></p> <p>Material Size & Type: <u>1/4" 201 SS</u></p> <p>Height: <u>14"</u> in</p> <p>Yes <u>No For Aluminum Bodies Only</u></p> <p>Yes <u>No For Aluminum Bodies Only</u></p>	<p><u>\$ Included</u></p>
E.	<p>Conveyor Floor:</p> <ol style="list-style-type: none"> The floor shall be minimum 1/4" AR 400 steel The floor shall be easily replaceable (bolt-in). The floor shall have 7-gauge/ 3/16" 201 stainless steel conveyor chain guards. The chain guards shall be easily replaceable (bolt-in). 	<p>Material Size & Type: <u>1/4" AR400</u></p> <p><u>Yes</u> No</p> <p><u>Yes</u> No</p> <p><u>Yes</u> No</p>	<p>Included</p>
	<p>Conveyor Floor Cover:</p> <ol style="list-style-type: none"> The conveyor shall have a 1/4" steel slide-in conveyor cover for use when not using the conveyor for dispensing salt/sand. The covers shall have 2 D-hooks for lifting The conveyor cover shall be secured to the body so that it cannot come loose or come out during dumping of loads How is the floor cover installed and removed (explain) 	<p>Material Size & Type: <u>1/4" 201 SS</u></p> <p><u>Yes</u> No</p> <p>How Secured to Body: <u>Bolted to the body; remove bolts and lift out using the D-hooks</u></p>	<p>Included</p>

CCD EXHIBIT A - SC-00003211 - Continued

Request for Proposal No. 0751A (2018)

Strategic Long-Term Procurement of Various Truck Bodies with Service and Parts Consideration

	Description of Equipment	Offered Equipment	Cost
G.	<p>Conveyor:</p> <ol style="list-style-type: none"> 8. Conveyor shall be forward discharging 9. Conveyor chain width: 24" measured outside edge of chain to outside edge. 10. Conveyor chain: pintle D667XH type with 26,000-lb tensile strength per stand carbon steel with stainless steel pins and cotter pins 11. Cross bars: 1-1/2" x 1/2" spaced on every chain link approximately 2-1/4" spacing (tight spacing). 12. Drive sprockets: 8 tooth, carbon steel keyed to 2" dia. Shaft minimum. 13. Conveyor motor: 9-hp @ 1,500 psi/15 gpm high-torque, low speed hydraulic motor direct drive to a reduction gearbox. 14. Conveyor bearings: self-aligning, shielded ball flange bearings easily lubricated from central location at rear of unit. 15. Chain wiper: provided at front of conveyor unit. 16. Chain adjustment is not spring-loaded idler shaft with 3" minimum adjustment. Chain shall be easy to adjust from rear of spreader. 	<p>Discharge Direction: <u>Forward</u></p> <p>Chain Width: <u>24"</u></p> <p>Pin Material: <u>D667hx</u></p> <p>Cross Bar Spacing: <u>2 1/4"</u></p> <p>Shaft Size: <u>2"</u> in</p> <p>Motor Specs: <u>18 cubic inch</u></p> <p>Connector Type: <u>Keyed Shaft</u></p> <p>Bearing Type: <u>Roller</u></p> <p>Yes No</p> <p>Yes No</p> <p>Yes No</p>	Included
H.	<p>Material Feed Gate:</p> <ol style="list-style-type: none"> 1. Material feed gate shall be set for 3 openings: <ol style="list-style-type: none"> a. A non-adjustable 1" open position measured from top of the conveyor cross bar. b. Full closed which prevents salt/sand from dribbling out onto the conveyor. c. Full. Open position for maintenance purposes. 2. Feed gate opening 10" high x 19" wide, material stainless steel. 3. The material feed gate shall manually open/adjust and pin in position with a stainless steel spring loaded pin caged to the handle. 	<p>Yes No</p> <p>Yes No</p> <p>Yes No</p> <p>Opening Size: <u>10" x 19"</u></p> <p>Yes No</p>	Included
I.	<p>Spinner and Chute:</p> <ol style="list-style-type: none"> 1. The spinner shall be mounted under the front of the body below the conveyor. 2. The spinner assemble shall be polyurethane with 6 radial distribution fins. 3. The spinner assembly shall be easy and quick to remove for summer and reinstall for winter. <ol style="list-style-type: none"> a. Installation and remove time shall take no longer than 30 minutes with 4 minimum spring loaded stainless steel caged pin brackets. (Bolts are not preferred) 	<p>Location: <u>Under front of body, below conveyor</u></p> <p>Material Size & Type: <u>24" Poly</u></p> <p>Yes No</p> <p>Install/Removal Time: <u>30 Minutes</u></p>	Included

CCD EXHIBIT A - SC-00003211 - Continued

Request for Proposal No. 0751A (2018)

Strategic Long-Term Procurement of Various Truck Bodies with Service and Parts Consideration

	Description of Equipment	Offered Equipment	Cost
	<p>b. The truck frame attachments shall mate to the lower chute/spinner assembly. The attachment shall use two 3/4" handle pins with 14-3/8" grip through the plate brackets mating into female holes in the chute/spinner assembly frame.</p> <p>c. When chute/spinner is removed from the truck only mounting brackets shall remain on the truck.</p> <p>d. The spinner hydraulic connections shall be thru a multi-hose lever-arm connector system.</p> <p>e. The system shall be a Faster Quick Release Coupling Multi-Faster Series set up the same as City units CH150 thru CH153. (no approved equals)</p> <p style="margin-left: 20px;">1) Female Coupler: P/N 2P508-4-12-N-F</p> <p style="margin-left: 20px;">2) Male Coupler: P/N 2P508-4-12-N-M</p> <p>4. All male/female fittings shall have protective cover guards to prevent dirt and damage when the hoses are disconnected</p> <p>5. Spinner disk shall be direct mounted on 7.5-hp @ 1500 psi/12 gpm high-torque, low speed hydraulic motor shaft, material carbon steel. Motor shall have built-in speed sensor with "Brad Harrison" connector.</p> <p>6. The 24" spinner disc shall be 1/2" thick poly with six straight flights</p> <p>7. The chute shall have an internal baffle and shall direct salt/sand around the driveline.</p>	<p>Yes No</p> <p>Yes No</p> <p>Yes No</p> <p>Yes No</p> <p>Make: Faster _____ Model: Quick Release 9 _____</p> <p>Part Number: 2P508-4-12-N-F _____</p> <p>Part Number: 2P508-4-12-N-M _____</p> <p>Make: White Model: 200050F3115AANAA _____</p> <p>Motor Specs: 3.2 cubic in. connector _____</p> <p>Connector Type: Brad Harrison _____</p> <p>Yes No</p> <p>Yes No</p>	Included
J.	<p>Spinner Deflector Shields:</p> <p>1. Spinner Shields:</p> <p style="margin-left: 20px;">a. Sides, 2 shields, adjustable. Constructed of stainless steel.</p> <p style="margin-left: 20px;">b. Left side, 1 shield, adjustable. Constructed of stainless steel</p> <p style="margin-left: 20px;">c. Right side, 1 shield, adjustable deflector. Constructed of 7 ga. stainless with a 32" diameter and an 11° convex to deflect the material downward.</p> <p>2. One (1) rear easily removable for driveline maintenance and repair covering of 1/4", 2-ply reinforced rubber shall be installed between the conveyor and around the driveline to prevent salt/sand</p>	<p>Yes No</p> <p>Yes No</p> <p>Yes No</p> <p>Yes No</p> <p>Yes No</p>	Included

CCD EXHIBIT A - SC-00003211 - Continued

Request for Proposal No. 0751A (2018)

Strategic Long-Term Procurement of Various Truck Bodies with Service and Parts Consideration

	Description of Equipment	Offered Equipment	Cost
	3. Driveline protection, easily removable for maintenance and repair. <ol style="list-style-type: none"> a. Protective covering shall be ¼" thick, 2-ply, reinforced rubber b. Installed in and below the truck frame in front of the front drive axle to prevent salt/sand materials from contacting the vehicle axles, suspension, brakes and other components located in the axle area of the truck. c. The rubber skirting shall extend down to within 10" of the pavement d. The rubber skirting shall be easily removable for maintenance and repair, 15 minutes maximum. 	<p>Yes No</p> <p>Location: <u>per Spec</u></p> <p>Height Above Pavement: 10" _____ in</p> <p>Removal/Reinstall Time: 15 _____ minutes</p>	Included
K.	Heavy-Duty Tailgate: <ol style="list-style-type: none"> 1. Rear tailgate shall be "high lift" forward hinged 12" on top with dump-thru capabilities. The "high lift" is desired for easier dumping of snow and leaves. 2. Tailgate construction: <ol style="list-style-type: none"> a. 50" high x 88" wide, 6-panel, 7-gauge/ 3/16" 201 stainless steel with a 10-gauge perimeter boxed reinforcement. b. Offset top hardware. c. Fully welded construction with reinforced hinge and latch points. d. Tailgate chains shall be covered to prevent body damage. 3. Hinge pins shall stainless steel. The pins shall also be drilled for a safety hairpin cotter pin. 4. Safety hairpin cotter pins shall be 302 stainless steel and attached to the body with attachment chain to prevent loss. A safety pin storage hole shall be provided at each location. 	<p>Panels: 6 horizontal panels _____</p> <p>Material Size & Type: _____</p> <p>Yes No</p> <p>Yes No</p> <p>Pin Type: <u>1 ½" round stock stainless steel</u></p> <p>Yes No</p>	\$ Included
L.	Banjo Plates: <ol style="list-style-type: none"> 1. Banjo plates, 201 stainless steel, added for support/safety chains at rear corner posts and tail gate as required. 2. Tailgate shall be able to operate in partial to full open position. 	<p>Yes No</p> <p>Yes No</p>	\$ Included
M.	Cab Protector: <ol style="list-style-type: none"> 1. Cab protector 1/8", 201 stainless steel load bearing type 36" in length with a 10" inset on both sides to provide vehicle exhaust clearance and be symmetrical. 2. Cab protector shall be inset 10" per side to provide 6" minimum clearance to the exhaust pipe. 3. Cab protector shall have provisions for safety strobe lights, Whelen Model 500 series surface mount with branch protection. 	<p>Size: 36" x 74" _____</p> <p>Inset Amount: 10" _____ in</p> <p>Yes No</p>	\$ Included

CCD EXHIBIT A - SC-00003211 - Continued

Request for Proposal No. 0751A (2018)

Strategic Long-Term Procurement of Various Truck Bodies with Service and Parts Consideration

	Description of Equipment	Offered Equipment	Cost
N.	Horizontal and Vertical Members: 1. All horizontal and vertical members shall be self-cleaning to prevent material build up.	Yes No	\$_Included_
O.	Side Board Holders: 1. Height at top of the side boards shall not exceed 8'-10" 2. Side board holders shall be bolt thru design for with a 4" width. 3. Sideboards 3" x 7" stainless steel C-Channel with a 3" wide x 3" high, P/N CACD830 Acme Rubber Company (1.800.222.2263) 4. The dock bumper shall be bolt attached thru a continuous strip of 3/16" stainless steel, bolted on 8" centers, to the top of the stainless steel C-channel.	Height @ Top of Side Boards: 8"-10" Yes No Make: Monroe Model: CCD Special Yes No	\$_Included_
P.	Tie Down Rail: 1. Tarp tie-down rail or 5 evenly spaced hooks on side of body and on tailgate. 2. Tie-down rail and hooks shall be 3/8" dia. 201 stainless steel minimum.	Tie Down Rail Yes No Hooks Quantity: _____ Yes No Yes No	Included
Q.	Rear Fenders: 1. Fenders shall be full body length with 3" formed outer lips. 2. Fenders shall be constructed from 7-gauge/ 3/16", 201 stainless steel 3. Fenders shall be reinforced to the body at the front and rear of the body minimum	Yes No Yes No Yes No	Included
R.	Suspension Protection: 1. For Hendrickson rear RTE-463 walking-beam, multi-leaf spring system, dual spring rate. a. Rear rubber skirting to 10" above the pavement shall extend across the rear to prevent asphalt from getting onto the rear suspension and causing damage. b. Front rubber skirting to 10" above the pavement shall extend across the front of the suspension to prevent salt/sand from getting onto the rear suspension and causing damage. c. The rubber skirting shall be easily removable for maintenance and repair, 15 minutes maximum.	Yes No Height Above Pavement: 10" _____ inch Yes No Height Above Pavement: _____ 10" inch Removal Time: 15 _____ minutes	\$ Included_ \$_Included_ \$_Included_
S.	Shovel Bracket: 1. Shovel hook bracket (2 required) located on the left and right side wheel cover of the dump body. 2. The bracket shall be a spring-loaded snap-close clamp to secure the shovel handle to the body with a retention bracket for the top end of the shovel to slide into. The shove blade shall face forward.	Yes No Yes No	\$_Included_

CCD EXHIBIT A - SC-00003211 - Continued

Request for Proposal No. 0751A (2018)

Strategic Long-Term Procurement of Various Truck Bodies with Service and Parts Consideration

	Description of Equipment	Offered Equipment	Cost
T.	Toolbox: 1. A toolbox shall be installed on top of the left rear fender just forward of the tandem dual tires. 2. The toolbox shall fit the body contour on the back side. 3. The toolbox shall be 66" L x Fender Width x 16" T. 4. The toolbox door shall be bottom hinged with stainless cable stops on each end of the door 5. The box shall be constructed of 304 stainless steel material.	Location: <u>top of left rear fender</u> Yes No Toolbox Size: <u>66</u> x <u>16</u> x <u>Taper</u> Yes No Yes No	\$_Included_
U.	Mudguards: 1. Front of tandem aluminum. 2. Rear of tandem heavy-duty rubber anti-sail type. The mud flaps shall be easy to swing forward and hook above the rear tire. The latch system shall have a reinforced hole on the mud flap and a hook on the body to retain the mud flap. 3. The rear mud flap hinge joint shall be chain type (no axle type allowed) 4. The mud flaps shall not come unhooked when the dump body is raised for dumping into the paving machines.	Yes No Yes No Hinge Type: <u>Stored</u> <u>Yes</u> No	\$_Included_ \$_Included_
V.	Ladder 1. Mounted left and right rear side of body centered above the rear tire. 2. Ladder rungs shall be open grip strut non-slip type. 3. Ladder portion below the body shall be a bolt-on type. 4. Rungs shall be evenly spaced 5. Left side 1st rungs no more than 22" above the ground. 6. Right side 1st rungs no more than 22" above the ground.	Location: <u>left and right center over tire</u> Rung Material: <u>grip strut</u> 1 st Rung Height: <u>22"</u> inches 1 st Rung Height: <u>22"</u> inches	\$_Included_
W.	Vibrator, 1. Vibrator, 2 required, shall be a Cougar DC-1100 12-vDC or approved equal: 2. Dump body shall have a 12-vDC electric vibrator securely attached to the each lower side of the dump body structure. 3. Each vibrator shall produce a minimum of 1,000-lbs of centrifugal force. 4. Mounting bolts shall not protrude through the floor. 5. A stainless steel safety cable shall secure the vibrator to the body with a minimum of two attachment points located on opposite sides on the vibrator to prevent the vibrator from falling off if the bolts come loose. 6. The vibrator shall be mounted using Grade 8 fasteners, washers	Make: <u>Cougar</u> Model: <u>DC-1100</u> Yes No Force: <u>1000 LBS</u> Yes No Yes No	\$ Included_

CCD EXHIBIT A - SC-00003211 - Continued

Request for Proposal No. 0751A (2018)

Strategic Long-Term Procurement of Various Truck Bodies with Service and Parts Consideration

	Description of Equipment	Offered Equipment	Cost
	<p>and lock nuts.</p> <p>7. The electrical system shall include</p> <p>a. Operator abuse automatic timer shutdown. The timer shall be mounted in a location/manner to prevent operator adjustment.</p> <p>b. Automatic overload protection.</p> <p>c. Copper #4 welding cable minimum.</p> <p>d. Cab mounted momentary operator button wired through a constant-duty solenoid.</p> <p>8. The vibrator shall be fully sealed against high-pressure wash water, corrosion, and road dirt.</p> <p>9. The vibrator shall be maintenance free not requiring lubrication or other routine maintenance functions except checking mounting bolts.</p>	<p>Yes No</p> <p>Yes No</p> <p>Cable Size: #4 _____</p> <p>Yes No</p> <p>Yes No</p> <p>Yes No</p>	Included
X.	<p>Vehicle Rear Lights: (No Approved Equals)</p> <p>1. All lights shall be Truck-Lite "Lifetime Warranty" 12vDC, LED type, flush mount, sealed Lexan body, grommet insulated with Fit' N Forget multi-pin plugs where possible.</p> <p>2. Integral Stop/Turn/Tail/ lights mounted in the rear corner post of the dump body model Super 44 P/N 44302R or model 60 P/N 60250R.</p> <p>3. Back up lights Truck-Lite LED, flush mount, sealed Lexan body, grommet insulated, multi-pin units model 44 P/N 44206C.</p> <p>4. Marker lights Truck-Lite LED 3 per side model 10 P/N 10250R or 10250Y or model 30 P/N 30250R or 30250Y.</p> <p>5. Rear ID bar Truck-Lite LED model 35 P/N 35741R or 35740R.</p> <p>6. License plate light, Truck-Lite model 15 P/N 15040</p> <p>7. Wiring shall be sealed Fit' N Forget modular plug-in type where possible.</p> <p>8. Salt/sand spreader illumination light Ecco PN E92007 500 lumens. The light shall be installed to provide night vision at the spreader for the operator but shall not blind on-coming traffic. Location shall be mutually determined at installation</p> <p>9. Dielectric grease shall be applied to all plug connections and terminals to prevent corrosion.</p>	<p>Make: Truck Light Per Spec _____</p> <p>Yes No</p> <p>Yes No</p> <p>Yes No</p> <p>Yes No</p> <p>Yes No</p> <p>Yes No</p> <p>Make: Ecco _____ Model: E92007 _____</p> <p>Yes No</p>	<p>\$_Included_</p> <p>\$_Included_</p> <p>\$_Included_</p> <p>\$_Included_</p> <p>\$_Included_</p> <p>\$_Included_</p> <p>\$_Included_</p> <p>\$_Included_</p>
Y.	<p>Strobe Light System:</p> <p>Rear Corner Posts:</p> <p>1. Whelen 500 series rubber grommet flush mount system "Ultra Bright" LED strobe/flasher.</p> <p>2. Strobe lights shall be located as follows:</p> <p>a. Rear corner posts top, (1) required per side Whelen 500 Series</p>	<p>Make: Whelen _____ Model: 500 Series _____</p>	<p>\$_Included_</p> <p>\$_Included_</p>

CCD EXHIBIT A - SC-00003211 - Continued

	Description of Equipment	Offered Equipment	Cost
	<ol style="list-style-type: none"> 1. Installed above the integral Stop/Turn/Tail/ lights. 2. "Amber", grommet mounted top left side. 3. "Blue", grommet mounted top right side. Cab Protector: <ol style="list-style-type: none"> 3. Whelen Model 500 series surface mount with branch protection LED strobe, (2) required per side one front facing and one side facing on front outer corners of the cab protector. <ol style="list-style-type: none"> a. "Amber", mounted left side P/N 50A03ZAR. (2 required) b. "Blue", mounted right side P/N 50B03ZBR. (2 required) c. Brush Guard P/N 5-BRUSH (4 required) 4. The warning lights shall operate off the "TouchGuard Control" panel Spec Section 3.6.E, with 1 switch per strobe light, with light to indicate the strobe is on shall be provided. The TouchGuard package shall consist of a contained CANbus system with 6 individual 15 amp circuits with programmable I/O including N/O, N/C, Toggle or Momentary functionality. 5. Dielectric grease shall be applied to all plug connections and terminals to prevent corrosion. 	Make: Whelen _____ Model: 500 Series _____ Yes No Note: No section 3.6.E is found Yes No	\$ Included_ \$ Included_ \$ Included \$ Included_ \$ Included_ \$ Included_ \$ Included_ \$ Included_
Base 15-Yard Live Floor Dump Body Equipment SUB TOTAL COST:		\$ 42,743.00	

CCD EXHIBIT A - SC-00003211 - Continued

Request for Proposal No. 0751A (2018)

Strategic Long-Term Procurement of Various Truck Bodies with Service and Parts Consideration

3.2 Body Hoist or approved equal:

	Description of Equipment	Offered Equipment	Cost
A.	<p>Body Hoist:</p> <ol style="list-style-type: none"> 1. Hoist, Mailhot CS series double acting, nitrated cylinders, direct lift nominal 27.5-ton hoist or approved equal. Vendor shall load test and verify that the hoist is appropriate for its intended use. 2. The hoist capacity and design shall be appropriate to lift a fully heaped load of asphalt, wet sand or design water load. 3. Hoist material medium-tensile steel meeting NTEA Class 100 requirements. 4. Hoist shall be "Direct Lift" type design with the initial cylinder force directed upward for sufficient breakaway force and cylinder force to lift the loads outlined in Sec 3.7.A.2. 5. Hoist pivot point bearings shall be greaseless composite bearing material "Never Require Lubrication". 6. Hoist capacity: 79,800 lbs. on 1st stage @ 2,500 psi. 7. Hydraulic system pressure 2,500-psig maximum with 27.5-ton capacity rated at 70% or less of system capacity. 8. Vendor shall demonstrate with load lift test that the hoist is proper for the application and the City's intended use. 	<p>Make: <u>Mailhot</u> Model: <u>CS Series</u> NTEA Type: <u>Direct Lift</u> Class: <u>100</u> Ton Rating: <u>27.5</u> tons</p> <hr/> <p>Hoist Type: <u>Direct Lift</u></p> <hr/> <p><u>Yes</u> No</p> <p>Capacity: <u>39.5</u> tons at <u>2500</u> psig</p> <hr/> <p>Hoist Cycle Time: <u>45</u> seconds <u>Yes</u> No</p>	<p>\$5,699.06</p> <p>\$Included</p>

CCD EXHIBIT A - SC-00003211 - Continued

Request for Proposal No. 0751A (2018)

Strategic Long-Term Procurement of Various Truck Bodies with Service and Parts Consideration

	Description of Equipment	Offered Equipment	Cost
	9. Hoist cycle time: 30 to 45 seconds. 10. Hoist cylinders shall have internal bypass to protect cylinders from damage. 11. Powered up and power down. 12. Rear Hinge: a. Fabricated from 8" x 4" x 1/2" structural angle iron. b. Hinge pins shall be 2-3/8" 416 stainless steel c. The body hinges and bearings shall be composite greaseless not requiring-lubrication. d. Hinge plate shall be fully welded to the dump body and to the truck frame. 13. Dump angle 50°. 14. Lift cylinder: Nitrated cylinder rod all stages.	Yes No Yes No Steel Type: <u>Structural Angle</u> Size: <u>8" x 4" x 1/2"</u> Material Size & Type: <u>2-3/8" 416 SS</u> Yes No Yes No Dump Angle: <u>50 Degrees</u> Yes No	\$ Included
B.	Dump Body Safety Legs: 1. Dump body anti-lowering safety legs shall be provided. 2. The safety legs shall lock the dump body in the raised position preventing lowering of the dump body. 3. Pin storage (if applicable) in a sleeve, that the pin cannot fall/vibrate etc. out of shall be provided. 4. The pin shall be attached to the safety arm/dump body/chassis with chain/cable to prevent loss. 5. Safety legs shall rest in a saddle to prevent bouncing around.	Yes No Yes No Yes No Yes No Yes No	\$ Included \$ Included \$ Included \$ Included \$ Included
Underbody Hoist SUB TOTAL COST:		\$5,699.00	

CCD EXHIBIT A - SC-00003211 - Continued

Request for Proposal No. 0751A (2018)

Strategic Long-Term Procurement of Various Truck Bodies with Service and Parts Consideration

C.	<p>Hydraulic Reservoir and Valve Enclosure System:</p> <ol style="list-style-type: none"> 1. Hydraulic reservoir/enclosure shall be mounted on the driver's side of the truck frame behind the cab, constructed of 10 gauge steel, "Black" powder coated, 35 gallon nominal capacity and equipped with the following: 2. Hydraulic oil shall be ISO Grade 32 multi-viscosity with a -40°F pour point. 3. Valve assembly to be enclosed in the tank structure. 4. Magnetic drain plug, 5. Oil level and temperature sight gauge cage protected. The oil level indicator line shall be permanent (No Decals/Stickers) 6. Internal baffle 7. Filler breather assembly w/mesh basket and chain. 8. Raised formed flange for breather 9. Suction port 2" NPT located, backside, one inch off of bottom 10. Suction strainer two inch NPT 100 mesh 11. Drain port ¾ inch NPT on bottom 12. Provisions for tank mount filter 13. Valve 2" full flow brass ball valve shall be plumbed at the suction port of the tank 14. Valve compartment shall have an easily removable, no tools required, sealed access for servicing valves. 	<p>Reservoir Volume: 35 Nominal gallons</p> <p>Oil Type: <u>Brad Pen 32</u></p> <p>Yes No</p> <p>Yes No</p> <p>Yes No</p> <p>Yes No</p> <p>Yes No</p> <p>Yes No</p> <p>Yes No</p> <p>Size: 2 ½"</p> <p>Size: 2" NPT Mesh Size: 100</p> <p>Size: 2"</p> <p>Yes No</p> <p>Yes No</p> <p>Yes No</p>	<p>\$ Included</p> <p>\$ Included</p> <p>\$ Included</p> <p>\$ Included</p> <p>\$ Included</p> <p>\$ Included</p> <p>\$ Included</p> <p>\$ Included</p> <p>\$ Included</p> <p>\$ Included</p> <p>\$ Included</p> <p>\$ Included</p>
----	--	---	---

	Description of Equipment	Offered Equipment	Cost
D.	<p>Hydraulic Filtration:</p> <ol style="list-style-type: none"> 1. In-tank hydraulic filter. <ol style="list-style-type: none"> a. Rated for no less than 80 gpm b. Filter Schroeder CPI SG03020010 with KZ 10 Synthetic 10 micro-glass element with visual condition indicator gage 2. High Pressure, Pressure line Parker model (World Pressure Filter) WPF 7,000 psig rated with 7-micron absolute tandem type (1 per pump). 	<p>Yes No</p> <p>Rating: 80 gpm</p> <p>Make: <u>Schroder CPI</u> Model: <u>SG03020014</u></p> <p>Filter Rating: <u>10</u> microns</p> <p>Make: <u>Parker</u> Model: <u>WPF302QEV</u></p> <p>Filter Size: 7 microns</p>	<p>\$ Included</p> <p>\$ Included</p> <p>\$ Included</p>

CCD EXHIBIT A - SC-00003211 - Continued

Request for Proposal No. 0751A (2018)

Strategic Long-Term Procurement of Various Truck Bodies with Service and Parts Consideration

E.	<p>Hydraulic Control Valve Section:</p> <ol style="list-style-type: none"> 1. The hydraulic valve section shall be a modular manifold design that will efficiently and effectively operate either a front mount salt/sand conveyor and spinner, slid-in salt/sand spreader with liquid (prewet, anti-ice @ 15 gal/lane mile and ice blast @ 75gal/lane mile), dump hoist and other specified hydraulically driven components. 2. Each hydraulic function shall have its own individual manifold stacked together to form the manifold base. <ol style="list-style-type: none"> 1. The manifold shall consist of: <ol style="list-style-type: none"> a. Inlet porting: SAE #16. b. Outlet porting: SAE #20. c. Load sense porting: SAE #4. 3. The dump body manifold shall be stacked next to the inlet port. 4. The hydraulic control valves shall be pulse-width modulated and proportionally controlled. 5. Each hydraulic valve segment shall be individually mounted to the manifold base assembly and be serviceable without removing any hydraulic hoses or other hydraulic valve segments. 6. Each hydraulic valve segment shall have its own individual heavy-duty, continuous-duty solenoid coil. 7. Each solenoid coil shall have an LED power indicator light for troubleshooting and have water/magnesium proof AMP Jr. Style connectors. 8. All coils shall operate on 12vDC and require a maximum of 1,400 mille-amps. 9. Each hydraulic valve shall be equipped with a cam lever style manual override except for the conveyor and spinner sections (these will have thumb screw overrides). Overrides shall be easy to access and operate. 10. Valve flow ratings: 	<p>Make: <u>Danfoss</u> Model: <u>PVG32/100</u></p> <p>Yes No</p> <p>Yes No</p> <p>Size: <u>16</u></p> <p>Size: <u>16</u></p> <p>Size: <u>4</u></p> <p>Manifold Design: <u>Sections with Spreader Manifold</u></p> <p>Valve Type: <u>Electric PWM Danfoss PVG32/100</u></p> <p>Yes No</p> <p>Yes No</p> <p>Yes No</p> <p>Yes No</p> <p>Yes No</p>	<p>\$ Included</p> <p>\$ Included</p> <p>\$ Included</p> <p>\$ Included</p> <p>\$ Included</p> <p>\$ Included</p> <p>\$ Included</p>
----	--	---	--

CCD EXHIBIT A - SC-00003211 - Continued

Request for Proposal No. 0751A (2018)

Strategic Long-Term Procurement of Various Truck Bodies with Service and Parts Consideration

	Description of Equipment	Offered Equipment	Cost
	a. Dump body section shall be a Sauer Danfoss PVG100 rated at 47-gpm minimum.	Make: <u>Danfoss</u> Model: <u>PVG100 w PRV</u>	\$ Included
	b. All other sections shall be rated at 27-gpm minimum.	Rating: <u>39 A/R gpm</u>	\$ Included
11.	The sand/salt spreader manifold shall have 5 valve cartridge ports for:	Rating: <u>10.6-27.0 A/R gpm</u>	
	a. Conveyor	Yes No	
	b. Spinner	Yes No	
	c. Prewet (blank/plugged for future use)	Yes No	
	d. Anti-Ice (blank/plugged for future use)	Yes No	
	e. Spare (blank/plugged for future use)	Yes No	
12.	Control valve specifications		\$ Included
	a. Dump Body Hoist: 4-way double acting with 500 psi down side work port relief valve.	Yes No	\$ Included
	b. Plow Lift: 4-way double acting with 500 psi down side work port relief valve	Yes No	\$ Included
	c. Plow Angling: 4-way double acting	Yes No GPM: <u>10.6 Cylinder</u>	\$ Included
	d. Conveyor: 2-way cartridge style flow control with manual override rated at 17-gpm	Yes No GPM: <u>17</u>	\$ Included
	e. Spinner: 2-way cartridge style flow control with manual override rated at 7-gpm	Yes No	\$ Included
	f. Spare (blank/plugged for future use) Note: Moved from 11.e above	GPM: <u>7</u> GPM: <u>26.4 Cylinder w LSRV</u>	

CCD EXHIBIT A - SC-00003211 - Continued

Request for Proposal No. 0751A (2018)

Strategic Long-Term Procurement of Various Truck Bodies with Service and Parts Consideration

F.	<p>Plow Edge Protection System:</p> <ol style="list-style-type: none"> 1. The snowplow edge protection system shall function to: <ol style="list-style-type: none"> a. Reduce plow weight on snowplow edge. b. Eliminate the requirement for castor support wheels. c. Add hydraulic up (lift) pressure to snowplow lift circuit to reduce weight of the plow on the roadway. 2. The cumulative weight of the plow weight and hydraulic down pressure shall be adjustable and balanced with up/lift hydraulic pressure to provide efficient snowplowing and reduce plow edge wear. 3. Adjustments shall be sealed/tamperproof so only authorized personnel can make adjustments to plow balance settings. 4. The snowplow shall be <i>free to follow the contour of the roadway and shall do so utilizing an active modulating hydraulic function that forces the snowplow to the road surface as well as holds (counters) the plow from full force down on the roadway.</i> The net result shall be: <ol style="list-style-type: none"> a. Plow lift must be immediate to avoid plow or roadway damage. 	<p>Make: Certified Power ___ Model: <u>SG03030024 CCD</u> <u>Custom Manifold</u></p> <p>Yes No</p> <p>Yes No</p> <p>How Sealed: <u>ADJ NutLock</u></p> <p>Yes No</p> <p>Yes No</p>	<p>\$ Included</p> <p> </p> <p>\$ Included</p>
----	--	---	--

	Description of Equipment	Offered Equipment	Cost
	<ol style="list-style-type: none"> b. Plow return to plowing shall be fast to minimize under plowed stretches of roadway. 	Yes No	
	<ol style="list-style-type: none"> 5. <i>The amount of both the down force and countering up lift shall be adjustable to provide proper plowing operation.</i> 	Yes No	\$ Included
	<ol style="list-style-type: none"> 6. The balance system shall not require being turned off to raise or lower the plow. 	Yes No	
	<ol style="list-style-type: none"> 7. When the plow balance system is turned off the full weight of the plow shall be applied to the roadway. 	Yes No	
	<ol style="list-style-type: none"> 8. The plow balance system shall be controlled via CAN integrated rocker switch located on the snowplow control panel. The switch shall be easy to access and lighted when the circuit is in operation. 	<p>Yes No</p> <p>Where located: <u>Customer Preference</u></p>	\$ Included
	<ol style="list-style-type: none"> 9. The balance valve system shall utilize manifold mounted, solenoid activated cartridge valves. 	Yes No	\$ Included
	<ol style="list-style-type: none"> 10. Each solenoid coil shall have an LED power indicator light for troubleshooting and have water/magnesium chloride proof Din connectors. 	Yes No	\$ Included
	<ol style="list-style-type: none"> 11. Each hydraulic valve segment shall have its own individual heavy-duty, continuous-duty solenoid coil. 	Yes No	\$ Included
	<ol style="list-style-type: none"> 12. Hydraulic test ports for field observation of control pressures shall be provided in a very easy to access location. 	Yes No	\$ Included

CCD EXHIBIT A - SC-00003211 - Continued

Request for Proposal No. 0751A (2018)

Strategic Long-Term Procurement of Various Truck Bodies with Service and Parts Consideration

G.	<p>Snowplow, Spreader and Hoist Control System or Approved Equal:</p> <ol style="list-style-type: none"> 1. Certified Power "Freedom" ACS XDS Control system with the following characteristics or Approved Equal. 2. A complete in-cab integral console control system shall include all hydraulic functions, spreader functions, auxiliary functions, warning indicators and diagnostic and programming functions. 3. The ACS XDS system shall be ergonomically mounted on a center floor or seat mounted armrest design control console as follows:: 4. The winter snowplow/snow fighting and summer systems shall: <ol style="list-style-type: none"> a. Communicate over a CAN Open system bus using CAN Open protocol and shall not be a proprietary communication protocol. b. The system shall consist of four primary modules that reside on the Bus and allow flexibility in mounting configurations. c. The system is completely expandable and allows for additional modules to be added to the CAN Bus. d. All four primary components of the system are firmware upgradeable using a USB Device or laptop and Certified Power, Inc. interface cable(s). The configuration file for a calibrated system can be saved for transfer to other systems via USB Device or as a backup providing the ability to use specific configurations for varying vehicle use or operator skill level. e. 	<p>Make: Certified Power_ Model: Freedom XDS_____</p> <p><input checked="" type="checkbox"/> Yes <input type="checkbox"/> No</p> <p><input checked="" type="checkbox"/> Yes <input type="checkbox"/> No</p> <p>Type System: <u>CAN Open Protocol</u></p> <p>Number of Modules: <u>4 Primary w Expansion</u></p> <p><input checked="" type="checkbox"/> Yes <input type="checkbox"/> No</p> <p><input checked="" type="checkbox"/> Yes <input type="checkbox"/> No</p> <p><input checked="" type="checkbox"/> Yes <input type="checkbox"/> No</p>	<p>\$ Included</p> <p>\$ Included</p>
----	--	---	---------------------------------------

CCD EXHIBIT A - SC-00003211 - Continued

Request for Proposal No. 0751A (2018)

Strategic Long-Term Procurement of Various Truck Bodies with Service and Parts Consideration

<p>f. The original setup configuration shall be maintained at the factory as a secondary backup and is traceable by part number.</p> <p>g. The system shall incorporate three levels of security and access that is password protected and defined by the user. <i>No tools, PC or Fobs are required.</i></p> <p>h. There shall be three levels of access called 1) "operator", 2) "technician" and 3) "administrator" shall give the user varying levels of access to the system setup, data, configuration fields and parameters based upon access given.</p> <p> 1) Operator shall only have access for on-screen data and collection of dispersion data.</p> <p> 2) Technician shall be capable of calibrating and diagnosis</p> <p> 3) Administrator shall have full access to all menus in the system and have the ability to make system configuration changes as well as system parameter changes.</p> <p>5. The in-cab control system panel shall support up to 10 rocker switch inputs and up to 4 joystick inputs.</p> <p>6. The ACS (Advanced Control System) XDS Display</p> <p> a. The display screen shall have:</p> <p> b. A fully sealed TFT LCD (Thin Film Transistor Liquid Crystal Display) constructed using a sandwich like structure with the liquid crystals between two glass plates. Color LCD Touch Screen Display.</p> <p> c. The display size shall be a 4" x 6" minimum.</p> <p> d. The TFT LCD graphic display shall have auto dimming backlight that is user adjustable.</p> <p> e. The screen shall have a USB Port for User Save/Restore Menus Ethernet port for accessing a built in Web server. The operator display screen can be used to configure or troubleshoot a system with or without connecting to a PC or Laptop.</p> <p> f. The interface shall utilize a User configurable GUI Internet Explorer and not require any proprietary software to connect to the system.</p> <p> g. The display shall incorporate fully field configurable inputs and outputs; 4 X 32 bit Processor, 1 meg+ 16MB RAM</p> <p> h. The display shall have a built in diagnostic feature allowing technicians to view all input signals in real time.</p>	<p>Yes No</p> <p>Yes No</p> <p>Yes No</p> <p>Yes No</p> <p>Yes No</p> <p>Yes No</p> <p>Rocker #: 10 Joystick #: <u>Up to 8 Joystick Inputs</u></p> <p>Screen Type: 7" Color LCD Touch Screen___ Display Size: 4"x 6"</p> <p>Yes No</p> <p>Yes No</p> <p>Yes No</p> <p>Yes No</p> <p>Yes No</p> <p>Yes No</p> <p>Yes No</p> <p>Yes No</p>
--	---

CCD EXHIBIT A - SC-00003211 - Continued

Request for Proposal No. 0751A (2018)

Strategic Long-Term Procurement of Various Truck Bodies with Service and Parts Consideration

	Description of Equipment	Offered Equipment	Cost
	i. The display shall provide error and event logging in English and system status change logging for reviewing operator inputs.	Yes No	
	j. A status window shall provide the operator with system status messages.	Yes No	
	k. When configured the display will display:		
	1) Granular rate, in lbs. /lane mile.	Yes No	
	2) Prewet rates gallons/lane mile (provided but not used this application).	Yes No	
	3) Anti-ice rates, gallons/lane mile (provided but not used this application).	Yes No	
	4) Anti-ice lane indication, (not used this application).	Yes No	
	5) Road/air temperature, degrees °F & °C.	Yes No	
	6) Hydraulic pressure PSIG.	Yes No	
	7) System status, error messages.	Yes No	
	8) Plow float indication.	Yes No	
	9) Auto/manual mode indication.	Yes No	
	10) Material currently being used.	Yes No	
	l. The unload mode shall be available when using "Auto Only" mode to allow the spreader to be emptied while the unit is stationary.	Yes No	
	m. Granular rates shall be infinitely adjustable and include up to 6 material types.	Yes No	
	n. Lane spread configurable for either % of lane width or calibrated lane(s).	Yes No	
	o. The system shall automatically adjust granular output to maintain constant lbs. /lane mile output when using calibrated lane feature for up to 4 lanes for accurate ground speed application.	Yes No	
	p. Either or both pre-wet and anti-ice rates can run accurately independently or simultaneously (provided but not used this application).	Yes No	
	q. The anti-ice lane system shall automatically adjust liquid output to maintain constant gallons/lane mile output for up to 3 lanes when using calibrated lane feature (provided but not used this application).	Yes No	
	r. The system shall have "over speed" protection for the liquid functions that will alert the operator and shut down the liquid function when the driver has exceeded a user defined speed (provided but not used this application).	Yes No	

CCD EXHIBIT A - SC-00003211 - Continued

Request for Proposal No. 0751A (2018)

Strategic Long-Term Procurement of Various Truck Bodies with Service and Parts Consideration

	Description of Equipment	Offered Equipment	Cost
	<ul style="list-style-type: none"> s. The liquid functions shall automatically stop due to low level or overspeed conditions (provided but not used this application). t. The system shall automatically go into "override" mode in the event of sensor failure(s). The failure(s) shall be logged in diagnostic error log. u. The active functions that are not in use shall show "off" and the graphic display shall be "grayed out" for ease of operator interpretation. 	<ul style="list-style-type: none"> Yes No Yes No Yes No 	
7.	The ACS XDS Operator Control Panel:		\$ Included
	<ul style="list-style-type: none"> a. The operator panel shall have a molded silicone rubber keypad utilizing separate high life magnetic snap action switches and 3 high life magnetic 16 position detented encoders used for: <ul style="list-style-type: none"> 1) Rate. 2) Lane. 3) Liquid control (provided but not used this application). b. The operator shall be able to easily and quickly adjust spread rate within allowed rates: Granular: 10 lbs./lane mile to 150 lbs./lane mile Liquid: 15 gal/lane mile to 75 gal/lane mile (not active) c. The detented positions will be user programmable as to the value of each increment in the setup menu. d. The operator panel provides input capabilities to support RS232, RS422, truck speed input, and multiple digital I/O. e. The panel shall have provisions for Roadwatch or Vaisala Surface Patrol road/air temperature sending unit input for indication on Operator Display. f. The panel shall have built in LED backlighting that automatically dims with the display for night viewing. g. The panel shall incorporate Blast and Pause (Interrupt) functions. h. The panel shall incorporate mode, product and select switches integrated in the panel. i. The spreader and liquid functions when controlled, utilizing the closed loop feedback shall incorporate and "auto trim" feature that will allow the system to automatically set the PWM minimums and maximums when engaged. j. The software shall incorporate a "test speed" mode for use in testing the system safely without requiring the truck to be moving or the drive axles engaged. 	Panel Material: <u>Hard Plastic w Protective side rails</u> <ul style="list-style-type: none"> Yes No Yes No Yes No Yes No Allowed Rate: 10 _____ to 150 _____ Lbs/lane mile Allowed Rate: 15 _____ to 75 _____ gal/lane mile <ul style="list-style-type: none"> Yes No Yes No Yes No Yes No Yes No Yes No Digital Inputs: <u>25</u> Joystick Axis: <u>5</u>	
			\$ Included

CCD EXHIBIT A - SC-00003211 - Continued

Request for Proposal No. 0751A (2018)

Strategic Long-Term Procurement of Various Truck Bodies with Service and Parts Consideration

Description of Equipment	Offered Equipment	Cost
<p>8. The ACS XDS Joystick and Joystick Module:</p> <p>a. Joystick Module shall Include: (14) digital Inputs and (5) Joystick Axis inputs with Float(s) provisions.</p> <p>b. Control of snow plow and body dump hoist shall be through a multi-function electric joystick. The joystick shall be a fully proportional 3-axis joystick with four operating modes plus blast and pass buttons.</p> <p>c. The current operation mode shall be displayed on the Operator Screen.</p> <p>d. The joystick functions shall permanently and clearly labeled functions.</p> <p>e. An easy to use dead-man trigger provision must be provided on joystick control.</p> <p>f. The operating mode/blast/pass buttons shall be user programmable as follows:</p> <p>1) Top row, left to right: Hoist, Plow, Open for Scraper, Open for Wing.</p> <p>2) Bottom row, left to right: Blast, Pass.</p> <p>g. The snowplow functions shall be:</p> <p>1) Forward movement = Plow Lower.</p> <p>2) Rearward movement = Plow Raise.</p> <p>3) Left movement = Plow Angle Left.</p> <p>4) Right movement = Plow Angle Right.</p> <p>h. Dump body hoist functions as follows:</p> <p>1) Forward movement = Hoist Lower.</p> <p>2) Rearward movement = Hoist Raise.</p> <p>9. The ACS XDS Hydraulic and Product Valve Driver Module:</p> <p>a. All electrical connections shall be fully sealed threaded IP68 assemblies for environmental protection and wiring retention.</p> <p>b. All external wiring shall be TPE fully sealed and with IP68 connections between the driver module and the valves.</p> <p>c. Output Module to include:</p> <p>(14) High-side PWM capable, individually programmable Outputs:</p> <p>1) Analog 4-20 mA, 100 ohm Input (1)</p> <p>2) Configurable Switch Inputs (NPN or PNP) (8) required.</p> <p>3) Digital (NPN) Switch Inputs (3) required.</p> <p>4) Feedback Sensor Inputs (4) required.</p> <p>d. All PWM (Pulse Width Modulated) outputs are software</p>	<p>Yes No</p> <p>Yes No</p> <p>Yes No</p> <p>How Does It Work: <u>Automatically displays current Operator selection on a pop-up splash screen. Color buttons available.</u></p> <p>Yes No</p> <p>Yes No</p> <p>Yes No</p> <p>Yes No</p> <p>Yes No</p> <p>Yes No</p> <p>Yes No</p> <p>Yes No</p> <p>Yes No</p> <p>Yes No</p> <p>Provide Sample With Bid Pre-Submittal to Purchasing</p> <p>Yes No</p> <p>High Side #: <u>14 PWM</u></p> <p>Analog #: <u>1</u></p> <p>Switch Input #: <u>12</u></p> <p>Digital Switch #: <u>13</u></p> <p>Feedback Sensor #: <u>4</u></p>	<p>\$ Included</p>

CCD EXHIBIT A - SC-00003211 - Continued

Request for Proposal No. 0751A (2018)

Strategic Long-Term Procurement of Various Truck Bodies with Service and Parts Consideration

Description of Equipment	Offered Equipment	Cost
<p>configurable and can be controlled by closed loop operation, proportional input devices, or digital input devices.</p> <p>e. Field Programmable Module Ports: Minimum (4) up to (14) additional ports for future system functions or circuit reassignments exclusive of basic system configuration.</p> <p>f. The module for system safety shall have over temperature shutdown, over current shutdown, and low voltage shutdown.</p> <p>g. The valve driver module shall reside on the BUS as the "Master" with the module Display and all truck values and configurations will be saved in this module the Display.</p> <p>h. Power and activation to "ACS" XDS will be through a relay module (provided with the "ACS" XDS system).</p> <p>i. All circuits will be ignition switch "Run" activated.</p> <p>j. A complete wiring diagram shall be provided for the specific model provided to include:</p> <ol style="list-style-type: none"> 1) Schematic shall be part number and location coded and weather sealed. 2) Wiring schematic shall be 24" x 18" minimum size with print 1/8' minimum size. 3) Installation and troubleshooting information 4) A parts breakdown for the entire "ACS" XDS system shall be provided. <p>10. The final mounting position of all the operator controls shall be mutually agreed upon at installation.</p>	<p>Field Programmable Port # : <u>44</u></p> <p>Yes No</p> <p>Yes No</p> <p>Yes No</p> <p>Yes No</p> <p>Yes No</p> <p>Yes No</p> <p>Yes No</p> <p>Yes No</p> <p>Yes No</p>	<p></p> <p></p> <p></p> <p></p> <p>\$ Included</p> <p>\$ Included</p> <p>\$ Included</p> <p>\$ Included</p> <p>\$ Included</p>
<p>H. Hydraulic Hoses (No Approved Equals):</p> <ol style="list-style-type: none"> 1. All hoses must have JIC swivel connections at each end located in such a manner to aid in component replacement 2. High-pressure hose Parker 451ST SAE 100R17, 1" dia ID steel braided 3,000-psi working pressure. 3. Return hose Parker 451ST SAE 100R17, 1" dia ID steel braided 3,000-psi working pressure. 4. Suction hose Parker 811HT <u>1-1/2" 2"</u> dia ID steel reinforced 150-psi working pressure with crimped swivel ends. Note: 2" per 3.3.C.9 5. All hydraulic hoses shall be shielded and secured/clamped at 18" intervals to prevent chaffing or damage under the truck. 	<p>Yes No</p> <p>Brand: Parker _____ Type: 100R17</p> <p>Brand: Parker _____ Type: 100R17</p> <p>Brand: Parker _____ Type: 811HT</p> <p>Yes No</p>	<p>\$ Included</p> <p>\$ Included</p> <p>\$ Included</p> <p>\$ Included</p>
Hydraulic System and Controls SUB TOTAL COST:	\$ 33,623.00	

CCD EXHIBIT A - SC-00003211 - Continued

Request for Proposal No. 0751A (2018)

Strategic Long-Term Procurement of Various Truck Bodies with Service and Parts Consideration

3.4 Tarp System or Approved Equal:

	Description of Equipment	Offered Equipment	Cost
A.	Tarp: 1. Pull Tarp model N9.5E, 12vdc electric tarp system with pull-arms and anti-sail arms. 2. Tarp system shall be installed on cab protector with strobe light provisions. 3. Tarp must be able to extend approximately 2' past dump body. 4. A "Red" LED "tarp open/extended" warning light shall be attached to the cab protector both sides to show that the trap is open and no dumping is allowed. 5. Tarp shall operate off of the "TouchGuard" Screen control	Make: Pull Tarp_____ Model: <u>N9</u> Yes No Distance: _____ Yes No Conspicuity Tape will be installed on tarp arm Yes No Adequate Circuit Protection Required.	\$ 2,667.00 \$ Included \$ Included \$ Included
B.	Tarp Material: 1. Tarp Asphalt type A-2 14-oz nylon material, asphalt rated urethane coated both sides with "Super Slick Coating" rated at 400°F.	Tarp Material Rating: <u>Asphalt Rated</u>	\$ Included
C.	Tarp Wind Deflector 1. A tarp wind deflector shall be provided at front of hopper.	Yes No	\$ Included
D.	Pull Arms: 1. Pull arms for tall or irregular loads that load climber will not follow. 2. Pull arms shall be easily and quickly replaceable with standard electrical galvanized conduit. 3. Anti-sail arms shall be attached to the pull arms	Yes No Yes No Yes No	\$ Included
Tarp System SUB TOTAL COST:		\$ 2,746.00	

3.5 Pintle Tow Hook:

	Description of Equipment	Offered Equipment	Cost
A.	Pintle Hook Plate: 1. The pintle hook plates shall be set up to accept a future Holland pintle tow hook 30-ton capacity air cushioned type. 2. The pintle tow hook when installed shall not cause interference when unloading materials. 3. The pintle hook plate shall not extend more than 4" past the back edge/tread of the rear tires to assure the pintle hook plate does not contact the paver before the truck tires touch the paver hitch arms	Yes No Yes No Yes No	\$ Included \$ Included

CCD EXHIBIT A - SC-00003211 - Continued

Request for Proposal No. 0751A (2018)

Strategic Long-Term Procurement of Various Truck Bodies with Service and Parts Consideration

B.	Mounting 1. Steel plate ¾" thick mounted and gusseted to truck frame. 2. Mounting height 24" above the ground at top of pintle hook.	Plate Thickness: <u>1"</u> Height: <u>24" at top of hook</u>	\$ Included
C.	D-rings: 1. D-rings 1"-dia 3" x 4" ID 47,000-lbs MBS 2. Two required for safety chains mounted to steel mounting plate.	D-Ring Spec: <u>Yes</u> No	\$ Included

	Description of Equipment	Offered Equipment	Cost
D.	Trailer Brake Connections: 1. Air brake connections mounted on steel mounting plate. Swing- away glad hands with steel covers. 2. Air Brake connector: (type "A") for electrical SAE J560 7-way primary trailer cable receptacle brake connections for both ABS and non-ABS trailers. The receptacle shall be mounted on top left side on steel mounting plate. 3. Electric Brake Trailer Connection: (type "B") factory (OEM) plug-in trailer wiring harness wired to RV heavy-duty female 7-pin connector for ABS and non-ABS trailers. The receptacle shall be mounted on top left side on steel mounting plate. Connector shall be fully sealed and have trailer connector boot installed on the back side to prevent corrosion from snow fighting chemicals. 4. Brake Controller: Draw-Tite Activator 20187 digital plus inertia Trailer Brake Controller (no approved equals). The brake activator shall be installed in an easy to see and access position, but not in a location that interferes or could interfere with the driver or passenger during operation or while entering and exiting the vehicle.	Yes No Yes No Yes No Make: <u>Draw-Tite</u> Model: <u>Activator 20187</u>	\$ Included \$ Included \$ Included \$ Included \$ Included
Pintle Tow Hook SUB TOTAL COST:		\$ 2,667.00	

CCD EXHIBIT A - SC-00003211 - Continued

Request for Proposal No. 0751A (2018)

Strategic Long-Term Procurement of Various Truck Bodies with Service and Parts Consideration

3.6 Snowplow System Monroe 10-Foot Snowplow, Model MPPJ39R10-ISTT-PLG-POLY and Equipment or Approved Equal

A.	<p>Snowplow:</p> <ol style="list-style-type: none"> Power reversible, 10-foot long with 39-inch high moldboard and two-section trip edge (5' blade sections). The trip edge shall be able to be easily bolted together for a single trip edge when using rubber cutting edges The provided snow plow shall be interchangeable without modification with City trucks CH119 thru CH144. 	<p>Make: <u>Monroe</u> Model: <u>MPPJ39R10-ISTT</u> Trip Edge Sections: <u>2</u> <input checked="" type="checkbox"/> Yes No Interchangeable with CH119 thru CH144 <input checked="" type="checkbox"/> Yes No</p>	<p>\$ 16,715.00</p>
B.	<p>Moldboard:</p> <ol style="list-style-type: none"> Mold board 3/8" thick polyethylene, one piece, no splices. Polyethylene: Ultra-high molecular weight polyethylene material. Tensile strength 7,000 psi, ASTM D638. Elongation 800% at break. No breakage when izod impact tested ASTM D256A. New resin material only, color impregnated, ultra violet stabilized. 	<p><input checked="" type="checkbox"/> Yes No Material: <u>Poly</u> <input checked="" type="checkbox"/> Yes No UV Stabilized <input checked="" type="checkbox"/> Yes No Color: <u>Orange</u></p>	<p>\$ Included</p>
C.	<p>Trip Edge:</p> <ol style="list-style-type: none"> Trip action: two-section with 3/4" torsion springs shall activate and automatically reset whenever cutting edge comes in contact with an obstruction. The 2 trip sections shall be 5' sections. The blade shall be supported by a 4" x 4" x 3/4" steel angle. Trip action shall prevent damage or dislodging manholes and covers. Torsion springs shall be easily adjustable to adjust for varying plowing conditions. The trip edge shall have provisions for bolting the two (2) 5' sections together into a single trip edge for use with rubber cutting edges. 	<p><input checked="" type="checkbox"/> Yes No <input checked="" type="checkbox"/> Yes No <input checked="" type="checkbox"/> Yes No <input checked="" type="checkbox"/> Yes No</p>	<p>\$ Included \$ Included \$ Included</p>
D.	<p>Curb Shoes:</p> <ol style="list-style-type: none"> Curb shoes AASHO standard, 3-hole, (2 required), steel 3/4" thick Winter Equipment P/N 0004-5-46 or approved equal with 14 sq. in. of bearing surface, Installed/mounted one on each end of mold board. 	<p>Make: <u>Winter</u> Model: <u>HC-6-3-12</u> <input checked="" type="checkbox"/> Yes No</p>	<p>\$ Included</p>
E.	<p>Plow Frame:</p> <ol style="list-style-type: none"> Constructed from welded structural steel, Upper frame work and 10 reinforcing ribs minimum 3/8" thick Lower frame 1/2" thick minimum. Plow frame shall be designed to shed debris and prevent entry of debris and moisture into tubes, joints and crevices. 	<p><input checked="" type="checkbox"/> Yes No Size: <u>3/8"</u> <input checked="" type="checkbox"/> Yes No</p>	<p>\$ Included</p>

CCD EXHIBIT A - SC-00003211 - Continued

Request for Proposal No. 0751A (2018)

Strategic Long-Term Procurement of Various Truck Bodies with Service and Parts Consideration

F. Cutting edge:

	<ol style="list-style-type: none"> 1. 2-piece, 7 3/4" x 5' x 2" Kuper GK5 with ceramic inserts , molded rubber cutting edge punched with square holes to AASHO standards on 12" centers; ends shall be punched for 3-hole curb shoe (Spec Sec. 11.7-D. The 5/8" dia. mounting holes shall be square; slotted holes are not acceptable or approved equal 	Make: <u> Kuper </u> Model: <u> GK5 </u> Yes No Yes No	\$ Included \$ Included
G.	Spray Guard: <ol style="list-style-type: none"> 1. Spray guard shall be bolted to top of moldboard 2. Material 12" wide x 1/4" thick rubber belt. 	Yes No	\$ Included
H.	Blade Guides: (No Substitutes) <ol style="list-style-type: none"> 1. Winter Equipment Company (800.294.6837) PN KT-PM36 2. Blade guides one per side, 2 required. 3. Length 36" long, color "Safety Orange" outer PVC sheeting over wire cable. 	Make: <u> Winter </u> PN: <u> PM36 </u> Yes No	\$ Included
I.	Paint: <ol style="list-style-type: none"> 1. Paint shall be "Black" polyester powder epoxy painted, applied following recommended procedures. 2. All parts painted prior to assembly. 3. Powder epoxy paint shall be a minimum of 2-mils thick. 4. Removal of all surface contaminations (grease, welding and surface slag). 5. Steel shot blasting of all parts. 	Type of Paint: <u> Powder Coat Black </u> Paint Thickness: <u> 3 </u> _____ mils Yes No Yes No	\$ Included
J.	Castor Wheels Brackets: <ol style="list-style-type: none"> 1. Castor wheels shall be suitable for future installation of Snow- Wheel System Inc. (507) 238-1980, model 6509 swivel snow-wheel with height adjustment. Castor wheels shall not be provided. 2. The castor wheel mounting plate shall be designed for : <ol style="list-style-type: none"> a. With a new rubber bit that the castor adjustment arm does not extend out of its sleeve any more than necessary to reduce flexing of the castor wheel adjustment shaft. b. The castor wheel mounting plate shall have 4 different mounting hole sets to allow proper castor wheel height adjustment with either rubber bits or steel cutting edges. 	Castor Bracket Cost Yes No Number of Castor Mounting Locations: <u> 2 </u>	\$ Included
K.	Joystick Controls: <ol style="list-style-type: none"> 1. The snowplow and all functions shall be joystick controlled. 2. The joystick shall be capable of controlling the Monroe model MPPJ39R10-ISTT PLG-Poly front snowplow. 3. The snowplow shall operate off the hydraulic system and controls contained in specification section <u> 11.4.A thru F of this specification. </u> XXXXXXXXXXXXXXXXXX 	Yes No Yes No	\$ Included
Snowplow System Monroe 10-Foot Snowplow SUB TOTAL COST:		\$ 16,715.00	

CCD EXHIBIT A - SC-00003211 - Continued

Request for Proposal No. 0751A (2018)

Strategic Long-Term Procurement of Various Truck Bodies with Service and Parts Consideration

3.7 Monroe Flat Plate Hitch or Approved Equal

	Description of Equipment	Offered Equipment	Cost
A.	<p>Hitch Type:</p> <ol style="list-style-type: none"> 1. Flat plate quick hitch or approved equal shall interchange with existing flat plate hitches installed on City trucks CH119 through CH144 and easily mount/dismount/operate existing Monroe Model MPPJ39R10-ISTT-PLG-POLY snowplows. 2. Truck mounted plate shall be 5/8" thick minimum with two upper steel claws mating upper portion of plow to hitch. 3. Lower attachments shall mate lower portion of plow to hitch. The 	<p>Yes No</p> <p>Plate Thickness: 5/8" Material: A36</p> <p>Yes No</p>	<p>\$Included</p> <p>\$Included</p> <p>\$Included</p>
	<p>attachment shall use male spring-loaded handle operated pins on flat plate hitch mating into a female holes in plow frame.</p> <ol style="list-style-type: none"> 4. The spring loaded latching handle (painted orange) shall be located on the left front of the plow hitch. The handle shall be easy to operate for various size and strength operators. 5. When plow is removed from truck only a flat plate hitch shall remain on the truck. Lifting cylinder and other associated items shall stay with the plow assembly. 6. Plow/hitch design shall not obstruct full forward tilt of the trucks hood assemble. Hose connections shall be in one (1) central easy to access location. 	<p>Yes No</p> <p>Yes No</p> <p>Yes No</p>	<p>\$Included</p> <p>\$Included</p> <p>\$Included</p>

CCD EXHIBIT A - SC-00003211 - Continued

Request for Proposal No. 0751A (2018)

Strategic Long-Term Procurement of Various Truck Bodies with Service and Parts Consideration

B.	<p>Front Snowplow Hydraulic Quick Release Coupling System:</p> <ol style="list-style-type: none"> 1. The snowplow hydraulic connections shall be thru a multi-hose lever-arm connector system. 2. The system shall be a Faster Quick Release Coupling Multi-Faster Series set up the same as City units CH119 thru CH144. (No Approved Equals) <ol style="list-style-type: none"> a. Female Coupler: P/N 2P508-4-12-N-F b. Male Coupler: P/N 2P508-4-12-N-M 3. All male/female fittings shall have protective cover guards to prevent dirt and damage when the hoses are disconnected 	<p>Make: <u>Faster</u> Model: <u>Quick Release</u></p> <p><input checked="" type="checkbox"/> Yes <input type="checkbox"/> No</p> <p>Female P/N: <u>2P508-4-12-N-F</u></p> <p>Male P/N: <u>2P508-4-12-N-M</u></p> <p><input checked="" type="checkbox"/> Yes <input type="checkbox"/> No</p>	<p>\$Included</p> <p>\$Included</p> <p>\$Included</p>
C.	<p>Paint:</p> <ol style="list-style-type: none"> 1. Paint shall be "Black" polyester powder epoxy painted, applied following recommended procedures. 2. All parts painted prior to assembly. 3. Powder epoxy paint shall be a minimum of 2-mils thick. 4. Removal of all surface contaminations (grease, welding and surface slag). 5. Steel shot blasting of all parts. 	<p>Type of Paint: <u>Powder Coat Black</u></p> <p>Paint Thickness: <u>3</u> _____ mils</p> <p><input checked="" type="checkbox"/> Yes <input type="checkbox"/> No</p> <p><input checked="" type="checkbox"/> Yes <input type="checkbox"/> No</p>	<p>\$Included</p>
Monroe Flat Plate Hitch SUB TOTAL COST:		\$ 3,080.00	

CCD EXHIBIT A - SC-00003211 - Continued

Request for Proposal No. 0751A (2018)

Strategic Long-Term Procurement of Various Truck Bodies with Service and Parts Consideration

3.8 Monroe Snowplow or Approved Equal Miscellaneous Items

	Description of Equipment	Offered Equipment	Cost
A.	Snowplow Lights: 1. Halogen sealed beam plow lights Dominion model 725551 2. Lights shall be installed using rubber cushion pads and 3-point stainless steel brackets to prevent damage from corrosion. Lights	Make: Truck Light _____ Model: 80880 _____	\$600.00
	shall be installed on truck fenders. 3. Headlight wiring shall be sealed. 4. Wiring connectors shall be as "waterproof" as practical using shrink tube and dielectric grease. 5. All non-factory wire connections (splices, connectors, etc.) shall be soldered and shrink tube insulated with adhesive/meltable sealant, thick wall polyolefin shrink tubing (3M EPS-300 or equal). 6. Dielectric grease shall be applied to all electrical plug terminals and connections to reduce corrosion.	Yes No Yes No Yes No Yes No	
B.	Paint: 1. Paint shall be "Black" polyester powder epoxy painted, applied following recommended procedures. 2. All parts painted prior to assembly. 3. Powder epoxy paint shall be a minimum of 2-mils thick. 4. Removal of all surface contaminations (grease, welding and surface slag). 5. Steel shot blasting of all parts.	Type of Paint: Powder Coat Paint Black _____ Yes No Paint Thickness: 3 _____ mils Yes No Yes No	\$ Included
Monroe Snowplow Miscellaneous SUB TOTAL COST:		\$ 600.00	

3.9 Sundries Equipment

	Description of Equipment	Offered Equipment	Cost
A.	Driver Height Warning Sign 1. Installed on truck dash providing the travel height of the vehicle. 2. Sign shall be in 1" "white" block letters.	Yes No Yes No	\$ Included
B.	Conspicuity Tape: 1. DOT-C2 Standard No. 108 reflective conspicuity tape 2. Tape shall be applied in symmetrical pattern from middle of panel outward.	Yes No Yes No	\$ Included
Sundries SUB TOTAL COST:		\$ 566.00	

CCD EXHIBIT A - SC-00003211 - Continued

Request for Proposal No. 0751A (2018)

Strategic Long-Term Procurement of Various Truck Bodies with Service and Parts Consideration

4.0 Optional Equipment

Do not include Optional Equipment in the total price of the vehicle; however, an equipment price must be provided. The City will determine if the equipment is to be purchased.

	Description of Equipment	Offered Equipment	Cost
--	--------------------------	-------------------	------

Please See Attachments for Additional Options

All requesting Agencies should work with Public Works Fleet Management to ensure all requested /required options are installed.

CCD EXHIBIT A - SC-00003211 - Continued

Request for Proposal No. 0751A (2018)

Strategic Long-Term Procurement of Various Truck Bodies with Service and Parts Consideration

A.	<p>Options for RDS Dump Bed from above</p> <p>1. Length of Dump Bed (to include all standard from above)</p> <p style="margin-left: 20px;">a. Reduction in length in 6" increments down to 11'</p> <p style="margin-left: 20px;">b. Increase in length in 6" increments up to 20'</p> <table border="1" style="width: 100%; border-collapse: collapse; margin-left: 20px;"> <tr> <td style="text-align: center;">Length</td> <td style="text-align: center;">11'</td> <td style="text-align: center;">12'</td> <td style="text-align: center;">13'</td> <td style="text-align: center;">14'</td> <td style="text-align: center;">15'</td> <td style="text-align: center;">16'</td> </tr> <tr> <td style="text-align: center;">Height</td> <td style="text-align: center;">3' 6"</td> <td style="text-align: center;">\$ (4,851.00)</td> <td style="text-align: center;">\$ (4,250.00)</td> <td style="text-align: center;">\$ (2,590.00)</td> <td style="text-align: center;">\$ (1,850.00)</td> <td style="text-align: center;">\$ (975.00)</td> <td style="text-align: center;">Base</td> </tr> <tr> <td></td> <td style="text-align: center;">17'</td> <td style="text-align: center;">18'</td> <td style="text-align: center;">19'</td> <td style="text-align: center;">20'</td> <td style="text-align: center;">21'</td> <td></td> <td></td> </tr> <tr> <td style="text-align: center;">3' 6"</td> <td style="text-align: center;">\$ 1,550.00</td> <td style="text-align: center;">\$ 3,381.00</td> <td style="text-align: center;">\$ 7,484.00</td> <td style="text-align: center;">\$ 12,610.00</td> <td style="text-align: center;">\$ 14,528.00</td> <td></td> <td></td> </tr> </table> <p style="margin-left: 20px;">**Note: Only 1 Side Height Option available</p> <p>2. Height of Side Board (including D Bumper) **Note: Pricing for sideboards installed on new bodies at factory.</p> <p style="margin-left: 20px;">a. Reduction in height in 1" increments down to 6"</p> <p style="margin-left: 20px;">b. Increase in length in 1" increments up to 12"</p> <table border="1" style="width: 100%; border-collapse: collapse; margin-left: 20px;"> <tr> <td></td> <td style="text-align: center;">Length</td> <td style="text-align: center;">11'</td> <td style="text-align: center;">12'</td> <td style="text-align: center;">13'</td> <td style="text-align: center;">14'</td> <td style="text-align: center;">15'</td> <td style="text-align: center;">16'</td> </tr> <tr> <td style="text-align: center;">Height</td> <td style="text-align: center;">6"</td> <td style="text-align: center;">\$ 2,568.00</td> <td style="text-align: center;">\$ 2,568.00</td> <td style="text-align: center;">\$ 2,568.00</td> <td style="text-align: center;">\$ 2,568.00</td> <td style="text-align: center;">\$ 2,568.00</td> <td style="text-align: center;">Base</td> </tr> <tr> <td></td> <td style="text-align: center;">9"</td> <td style="text-align: center;">\$ 2,568.00</td> <td style="text-align: center;">\$ 2,568.00</td> <td style="text-align: center;">\$ 2,568.00</td> <td style="text-align: center;">\$ 2,568.00</td> <td style="text-align: center;">\$ 2,568.00</td> <td style="text-align: center;">\$ 2,631.00</td> </tr> <tr> <td></td> <td style="text-align: center;">12"</td> <td style="text-align: center;">\$ 2,568.00</td> <td style="text-align: center;">\$ 2,568.00</td> <td style="text-align: center;">\$ 2,568.00</td> <td style="text-align: center;">\$ 2,568.00</td> <td style="text-align: center;">\$ 2,568.00</td> <td style="text-align: center;">\$ 2,946.00</td> </tr> <tr> <td></td> <td style="text-align: center;">Length</td> <td style="text-align: center;">17'</td> <td style="text-align: center;">18'</td> <td style="text-align: center;">19'</td> <td style="text-align: center;">20'</td> <td style="text-align: center;">21'</td> <td></td> </tr> <tr> <td style="text-align: center;">Height</td> <td style="text-align: center;">6"</td> <td style="text-align: center;">\$ 2,568.00</td> <td style="text-align: center;">\$ 2,893.00</td> <td style="text-align: center;">\$ 3,016.00</td> <td style="text-align: center;">\$ 3,120.00</td> <td style="text-align: center;">\$ 3,263.00</td> <td></td> </tr> <tr> <td></td> <td style="text-align: center;">9"</td> <td style="text-align: center;">\$ 3,104.00</td> <td style="text-align: center;">\$ 3,221.00</td> <td style="text-align: center;">\$ 3,369.00</td> <td style="text-align: center;">\$ 3,497.00</td> <td style="text-align: center;">\$ 3,645.00</td> <td></td> </tr> <tr> <td></td> <td style="text-align: center;">12"</td> <td style="text-align: center;">\$ 3,435.00</td> <td style="text-align: center;">\$ 3,533.00</td> <td style="text-align: center;">\$ 3,365.00</td> <td style="text-align: center;">\$ 3,809.00</td> <td style="text-align: center;">\$ 3,973.00</td> <td></td> </tr> </table> <p>3. Rear Spinner in lieu of Front Discharge Spinner (please provide pictures and line drawing of proposed option)</p> <p>4. Toolbox Length</p> <p style="margin-left: 20px;">a. Reduction in height in 6" increments down to 36"</p> <p style="margin-left: 40px;">66.21" x 16.65" x 24.4" Toolbox</p> <p style="margin-left: 20px;">**Note: 11' – 21' has toolbox molded to the RDS body and is manufactured from 201 Stainless Steel, as such only one size option is available</p>	Length	11'	12'	13'	14'	15'	16'	Height	3' 6"	\$ (4,851.00)	\$ (4,250.00)	\$ (2,590.00)	\$ (1,850.00)	\$ (975.00)	Base		17'	18'	19'	20'	21'			3' 6"	\$ 1,550.00	\$ 3,381.00	\$ 7,484.00	\$ 12,610.00	\$ 14,528.00				Length	11'	12'	13'	14'	15'	16'	Height	6"	\$ 2,568.00	\$ 2,568.00	\$ 2,568.00	\$ 2,568.00	\$ 2,568.00	Base		9"	\$ 2,568.00	\$ 2,568.00	\$ 2,568.00	\$ 2,568.00	\$ 2,568.00	\$ 2,631.00		12"	\$ 2,568.00	\$ 2,568.00	\$ 2,568.00	\$ 2,568.00	\$ 2,568.00	\$ 2,946.00		Length	17'	18'	19'	20'	21'		Height	6"	\$ 2,568.00	\$ 2,893.00	\$ 3,016.00	\$ 3,120.00	\$ 3,263.00			9"	\$ 3,104.00	\$ 3,221.00	\$ 3,369.00	\$ 3,497.00	\$ 3,645.00			12"	\$ 3,435.00	\$ 3,533.00	\$ 3,365.00	\$ 3,809.00	\$ 3,973.00		<p>Yes No</p> <p>Height Above Pavement: <u>N/A</u></p> <p style="background-color: yellow;">See Options for Size & Availability</p> <p>Yes No</p> <p>Height Above Pavement: <u>N/A</u></p> <p style="background-color: yellow;">See Options for Size & Availability</p> <p>Yes No</p> <p>Height Above Pavement: <u>N/A</u></p> <p style="background-color: yellow;">See Options for Size & Availability</p>	<p>SEE OPTIONS</p> <p>SEE OPTIONS</p> <p>Deduction: <u>\$(1,024.00)</u></p> <p><u>\$2,322.00</u></p>
Length	11'	12'	13'	14'	15'	16'																																																																																												
Height	3' 6"	\$ (4,851.00)	\$ (4,250.00)	\$ (2,590.00)	\$ (1,850.00)	\$ (975.00)	Base																																																																																											
	17'	18'	19'	20'	21'																																																																																													
3' 6"	\$ 1,550.00	\$ 3,381.00	\$ 7,484.00	\$ 12,610.00	\$ 14,528.00																																																																																													
	Length	11'	12'	13'	14'	15'	16'																																																																																											
Height	6"	\$ 2,568.00	\$ 2,568.00	\$ 2,568.00	\$ 2,568.00	\$ 2,568.00	Base																																																																																											
	9"	\$ 2,568.00	\$ 2,568.00	\$ 2,568.00	\$ 2,568.00	\$ 2,568.00	\$ 2,631.00																																																																																											
	12"	\$ 2,568.00	\$ 2,568.00	\$ 2,568.00	\$ 2,568.00	\$ 2,568.00	\$ 2,946.00																																																																																											
	Length	17'	18'	19'	20'	21'																																																																																												
Height	6"	\$ 2,568.00	\$ 2,893.00	\$ 3,016.00	\$ 3,120.00	\$ 3,263.00																																																																																												
	9"	\$ 3,104.00	\$ 3,221.00	\$ 3,369.00	\$ 3,497.00	\$ 3,645.00																																																																																												
	12"	\$ 3,435.00	\$ 3,533.00	\$ 3,365.00	\$ 3,809.00	\$ 3,973.00																																																																																												

CCD EXHIBIT A - SC-00003211 - Continued

Request for Proposal No. 0751A (2018)

Strategic Long-Term Procurement of Various Truck Bodies with Service and Parts Consideration

<p>5. Plows (to include all standard from above)</p> <p style="margin-left: 20px;">a. Standard Plow</p> <p style="margin-left: 40px;">11' Plow</p> <p style="margin-left: 40px;">12' Plow</p> <p style="margin-left: 40px;">13' Plow</p> <p>6.</p> <p style="margin-left: 20px;">a. Pusher Axle Options (please list options)</p> <p style="margin-left: 40px;">I. Option 1 Hendrickson Pusher Package w/ Tires and Wheels</p> <p style="margin-left: 40px;">II. Option 2</p> <p style="margin-left: 40px;">III. Option 3</p> <p style="margin-left: 40px;">IV. Option 4</p> <p style="margin-left: 40px;">V. Option 5</p> <p style="margin-left: 20px;">b. Tag Axle Option (please list options)</p> <p style="margin-left: 40px;">I. Option 1 Hendrickson Tag Axle Package w/ Tires and Wheels</p> <p style="margin-left: 40px;">II. Option 2 Hendrickson Quad Axle Package w/ Tires and Wheels</p> <p style="margin-left: 20px;">c. Tires</p> <p style="margin-left: 40px;">I. 315/80R22.5 445/50R22.5 for Tag Axle</p> <p style="margin-left: 60px;">a) Single with Wheel</p> <p style="margin-left: 60px;">b) Dual with Wheel</p> <p style="margin-left: 40px;">II. 425/65R22.5</p> <p style="margin-left: 60px;">a) Single with Wheel</p> <p style="margin-left: 40px;">III. 295/60R22.5 For Pusher Axle</p> <p style="margin-left: 60px;">a) Single with Wheel</p> <p style="margin-left: 60px;">b) Dual with Wheel</p> <p style="margin-left: 40px;">12 Foot Folding V Plow - Monroe Snowplow, Model MPV44-52-12-TE-Power V-Plow</p> <p>Moldboard:</p> <p>1. Specifications shall describe a two piece power folding moldboard plow with torsion spring trip cutting edge.</p> <p>2. Height of the moldboard shall be 44" at center pivot point and taper to 52" at discharge on both ends with a 6" top punch cutting edge installed.</p> <p>3. The moldboard sheeting shall be constructed of 10 gauge A569 steel with tensile strength of 55,000# to 70,000#.</p> <p>4. Four vertical support ribs will be flame cut from 5/8" A36 steel with tensile strength of 58,000# to 80,000#. Ribs to be 4" at bottom and 3" at top.</p> <p>5. Top moldboard angles shall be 3"x3"x3/8"</p>	<p>Make: Monroe Model: MPPJ39R10-ISTT</p> <p style="margin-left: 20px;">Yes No</p>	<p><u>\$16,715.00</u></p> <p><u>\$18,328.00</u></p> <p><u>\$18,740.00</u></p> <p><u>\$20,894.00</u></p>
	<p>Yes No</p>	<p><u>\$12,700.00</u></p>
	<p>Yes No</p>	<p><u>\$14,368.00</u></p>
	<p>Yes No</p>	<p><u>\$25,116.00</u></p>
	<p>Yes No</p>	<p>\$ Included</p>
	<p>Yes No</p>	<p>\$ N/A</p>
	<p>Yes No</p>	<p>\$ Included</p>
	<p>Make: Monroe Model: MPV44-52-12-TE</p>	<p><u>\$27,049.00</u></p>
	<p>Yes No</p>	<p>\$ Included</p>
	<p>Yes No</p>	<p>\$ Included</p>
	<p>Yes No</p>	<p>\$ Included</p>
	<p>Yes No</p>	<p>\$ Included</p>
	<p>Yes No</p>	<p>\$ Included</p>

CCD EXHIBIT A - SC-00003211 - Continued

<p>6. Two horizontal support bracings between ribs shall be formed from 1/4" plate steel located 8" and 20" above cutting edge trip pivot.</p>	Yes	No	\$ Included
<p>7. Center pivot pin will be 3" diameter cold rolled round 44" in length.</p>	Yes	No	\$ Included
<p>8. Eight center hinge bushings shall be 4" mechanical tubing with .468 wall thickness. All bushings shall have grease zerks.</p>	Yes	No	\$ Included
<p>9. Hinge bushings to oscillation plate will be welded to 1" plate steel and act as parallelogram lift attachment.</p>	Yes	No	\$ Included
<p>10. Moldboard to include two screw adjustable mushroom jack assemblies to assist and stabilize plow when detached from truck.</p>	Yes	No	\$ Included
<p>The provide snow plow shall be interchangeable without modification to other 5 axle V plow trucks.</p>	Yes	No	\$ Included
<p>Cutting Edges:</p>			
<p>1. Kuper GK-5, 2-piece blade with ceramic inserts in thick molded rubber cutting edge punched with round holes to AASHO standards on 12" centers; ends shall be punched for 3-hole curb shoe (Spec Sec. 11.7-D. The 5/8" dia. mounting holes shall be round; slotted holes are not acceptable.</p>	Yes	No	\$ Included
<p>2. Cutting edge kit to include wrap around nose guards at center pivot point on moldboard.</p>	Yes	No	\$ Included
<p>3. Cutting edge support angle shall be 3/4" x 4" x 4" with 3/4" flame cut hinge points.</p>			
<p>4. The cutting edge support angle is 2 sections pivoting on one piece of 1-1/2" schedule 80 pipe with a piece of 1-1/2" 1040 cold steel with a 1" flame cut steel end welded in to retain the pipe in place.</p>	Yes	No	\$ Included
<p>5. There shall also be 1/2" thick gussets welded on each end of the inside of the cutting edge support angle and midway between all punched holes to provide extra support for the cutting edge.</p>	Yes	No	\$ Included
<p>6. The cutting edge shall have six torsion springs that are encased between the two bottom angles.</p>	Yes	No	\$ Included
<p>7. These springs shall be adjustable by means of a lock which can be loosened or tightened by a thread adjustment.</p>	Yes	No	\$ Included
<p>The spring dimensions are to be 3/4" wire, 16.25" left hand turns, 5160H material, and have a 3-3/4" O.D.</p>	Yes	No	\$ Included
	Yes	No	\$ Included
	Yes	No	\$ Included
	Yes	No	\$ Included

Make: Kuper
Model: GK-5

CCD EXHIBIT A - SC-00003211 - Continued

Request for Proposal No. 0751A (2018)

Strategic Long-Term Procurement of Various Truck Bodies with Service and Parts Consideration

<p>Plow Frame:</p> <ol style="list-style-type: none"> 1. The plow shall have a parallelogram leveling push frame which keeps plow moldboard in the same plane to the ground at all points throughout lift travel sequence. 2. Lift cylinder shall be 4"x14.8" stroke, double acting with 2" nitrated rod. 3. Lift linkage will be a nested cradle to act as a float and allow the plow to follow road contour. Cradle will have a rigid pinned position to uncouple plow from truck chassis. 4. Drive frame to include mouse ear style reversing stops, for rollers to ride on when plow is reversed and raised or lowered. 5. The parallel lift frame shall have a minimum pair of reversing cylinders, 3.5" x 20" that are dual acting and have 2" nitride cylinder rods. 6. Reversing frame shall have set of upper and lower lift arms to achieve parallel lifting action. 7. Plow must have oscillation plate built in for plow to react to pavement deviations, and prevent torsion to truck frame. 8. Oscillation kit to provide springs 3.5" OD x 6.75" OAL on each side of swivel to help center and level unit. These are to be adjustable via 1.25" x 5 Acme rod. <p>Plow portion attaches to truck portion via quick latch system to accept two inch lock pins.</p>	<p>Make: <u>Monroe</u></p> <p>Model: <u>Parallelogram</u></p> <p>Yes No</p> <p>Yes No</p> <p>Yes No</p> <p>Yes No</p> <p>Yes No</p> <p>Yes No</p> <p>Yes No</p> <p>Yes No</p>	<p>\$ Included</p> <p>\$ Included</p> <p>\$ Included</p> <p>\$ Included</p> <p>\$ Included</p> <p>\$ Included</p> <p>\$ Included</p> <p>\$ Included</p> <p>\$ Included</p>
<p>10 Foot Folding V Plow - Monroe Snowplow, Model MPV38-46-10-TE-Power V-Plow</p> <ol style="list-style-type: none"> 1. Plow shall be 10-foot-wide, 38" tall at the center and 44" tall at the discharge on both ends. 2. Plow shall have all standards from above 12 Foot Folding V Plow. 	<p>Make: <u>Monroe</u></p> <p>Model: <u>MPV358-46-10-TE</u></p> <p>Yes No</p> <p>Yes No</p>	<p>\$25,657.00</p> <p>\$ Included</p> <p>\$ Included</p>

CCD EXHIBIT A - SC-00003211 - Continued

Request for Proposal No. 0751A (2018)

Strategic Long-Term Procurement of Various Truck Bodies with Service and Parts Consideration

<p>Hydraulics:</p> <ol style="list-style-type: none"> 1. All ports are to be O-ring fittings and to have a jam nut, so angled fittings can be accurately positioned without fluid leakage. 2. The hydraulic hoses are to be abrasion resistant, extremely flexible and have a rated working temperature range of -50 to 250 degree F. 3. The hoses shall be ½" I.D. and rated at 3,000 PSI working pressure and 12,000 PSI burst pressure. 4. Included with the plow are two relief cushion valves set at 1,250 PSI to protect the cylinders from damage. 5. The angle of the cylinders in relation to the moldboard have been designed to eliminate side stresses to the rod. 6. All hardware and fasteners shall be electronically plated and corrosion resistant. 7. All fasteners shall be grade 8, both cap-screw and nut. 8. All hydraulic hoses shall meet the following requirements: <ol style="list-style-type: none"> a. The hoses shall have a .500" I.D. x .780" O.D., shall have a maximum working pressure of 3,000 PSI, a minimum burst pressure of 12,000 PSI. b. The inner tube of the hose shall be seamless, oil resistant synthetic rubber and reinforced on the outside with one braid of high tensile steel wire. c. The cover on the outside of the hoses shall be weather/abrasion resistant black synthetic rubber. 	<p>Make: Power Systems</p> <p>Model: RV10-22C-8T-NC</p>	<p>\$ Included</p>
	<p>Yes No</p>	<p>\$ Included</p>
	<p>Yes No</p>	<p>\$ Included</p>
	<p>Yes No</p>	<p>\$ Included</p>
	<p>Yes No</p>	<p>\$ Included</p>
	<p>Yes No</p>	<p>\$ Included</p>
	<p>Yes No</p>	<p>\$ Included</p>
	<p>Yes No</p>	<p>\$ Included</p>
	<p>Yes No</p>	<p>\$ Included</p>

CCD EXHIBIT A - SC-00003211 - Continued

Strategic Long-Term Procurement of Various Truck Bodies with Service and Parts Consideration

B.	<p>Zonar System (No Approved Equals)</p> <p>1. Zonar V3r with 2020 Tablet</p> <p>1. Rear Suspension Protection for Tuf-Trac rear Multi-Leaf Hendrickson HAS460-55 4-air bag air-ride spring system with 9.5" ride height and inboard mounted shock absorbers. Rear: capacity 46,000-lbs. Minimum.</p> <p style="margin-left: 20px;">a. Rear rubber skirting to 10" above the pavement shall extend across the rear to prevent asphalt from getting onto the suspension/air bags and causing damage.</p> <p style="margin-left: 20px;">b. Front rubber skirting to 10" above the pavement shall extend across the front of the suspension to prevent salt/sand from getting onto the suspension/air bags and causing damage.</p> <p style="margin-left: 20px;">c. The rubber skirting shall be easily removable for maintenance and repair, 15 minutes maximum.</p> <p>Pintle Hooks</p> <p>1. 30 ton (rigid), forged steel</p> <p style="margin-left: 20px;">a. without air cushion</p> <p style="margin-left: 20px;">b. with air cushion</p> <p>2. 15 ton (rigid), forged steel</p> <p style="margin-left: 20px;">a. without air cushion</p> <p style="margin-left: 20px;">b. with air cushion</p> <p>3. 45 ton (rigid), forged steel</p> <p style="margin-left: 20px;">a. without air cushion</p> <p style="margin-left: 20px;">b. with air cushion</p>	<p>Make: Zonar Model: _____</p> <p>**Certified, Force, and Force/Monroe Compatible with Zonar</p> <table style="width: 100%; border: none;"> <tr> <td style="width: 10%;">Yes</td> <td style="width: 10%;">No</td> <td style="width: 10%;"></td> <td style="width: 10%;"></td> <td style="width: 10%;"></td> <td style="width: 10%;"></td> </tr> <tr> <td>Yes</td> <td>No</td> <td></td> <td></td> <td></td> <td></td> </tr> <tr> <td>Yes</td> <td>No</td> <td></td> <td></td> <td></td> <td></td> </tr> <tr> <td>Yes</td> <td>No</td> <td></td> <td></td> <td></td> <td></td> </tr> <tr> <td>Yes</td> <td>No</td> <td></td> <td></td> <td></td> <td></td> </tr> <tr> <td>Yes</td> <td>No</td> <td style="text-align: center;">One Price for A, B, and C</td> <td></td> <td></td> <td></td> </tr> <tr> <td>Yes</td> <td>No</td> <td></td> <td></td> <td></td> <td></td> </tr> <tr> <td>Yes</td> <td>No</td> <td></td> <td></td> <td></td> <td></td> </tr> <tr> <td>Yes</td> <td>No</td> <td></td> <td></td> <td></td> <td></td> </tr> <tr> <td>Yes</td> <td>No</td> <td></td> <td></td> <td></td> <td></td> </tr> <tr> <td>Yes</td> <td>No</td> <td></td> <td></td> <td></td> <td></td> </tr> <tr> <td>Yes</td> <td>No</td> <td></td> <td></td> <td></td> <td></td> </tr> <tr> <td>Yes</td> <td>No</td> <td></td> <td></td> <td></td> <td></td> </tr> </table>	Yes	No					Yes	No					Yes	No					Yes	No					Yes	No					Yes	No	One Price for A, B, and C				Yes	No					Yes	No					Yes	No					Yes	No					Yes	No					Yes	No					Yes	No					<p>\$N/A</p> <p>\$1,475.00</p> <p><u>\$ INCLUDED</u></p> <p><u>\$ INCLUDED</u></p> <p><u>\$ INCLUDED</u></p> <p><u>\$331.00</u></p> <p>\$ N/A</p> <p><u>\$236.00</u></p> <p>\$N/A</p> <p><u>\$429.00</u></p> <p><u>\$686.00</u></p>
Yes	No																																																																																
Yes	No																																																																																
Yes	No																																																																																
Yes	No																																																																																
Yes	No																																																																																
Yes	No	One Price for A, B, and C																																																																															
Yes	No																																																																																
Yes	No																																																																																
Yes	No																																																																																
Yes	No																																																																																
Yes	No																																																																																
Yes	No																																																																																
Yes	No																																																																																

CCD EXHIBIT A - SC-00003211 - Continued

Request for Proposal No. 0751A (2018)

Strategic Long-Term Procurement of Various Truck Bodies with Service and Parts Consideration

<p>Standard Dump Bed Material:</p> <ol style="list-style-type: none"> 1. Sides, 1-piece, 7-gauge/ 3/16" minimum, 201 stainless steel. 87" ID 96" OD Single Panel w/ Rubrail No Side Bracing 7GA 201 SS 10GA 201 SS Lower Side Rubrail 2. Head sheet 1-piece, 7-gauge/ 3/16" 201 stainless steel .Fully welded inside and outside. 3. Floor, 1/4" AR400 1/4" AR450 4. Top rail shall be a box formed 7-gauge/ 3/16" 201 stainless steel self-cleaning design (sloped to inside the body) with the top rail over lapping the side wall for additional stiffness. 5. Rear corner posts shall be full depth from top of the tailgate to the bottom of the longsills, 7-gauge/ 3/16", 201 stainless steel. 6. Longsills shall be fully gusseted 1/4", 201 stainless steel, 14" deep. 7. Lower cross members shall be 7-gauge/ 3/16" x 3" x 2" channel welded to the base of the longsills on 2' centers <p>Top cross members shall be 7-gauge/ 3/16" x 3' x 3" formed angle welded to the top of the longsills on 12" centers.</p> <p>Under Structure:</p> <ol style="list-style-type: none"> 1. Cross members 4" boxed beam 1/4" 201 stainless steel on 12" centers gusseted to longitudinal beams at each beam. 2. Longitudinal beams maximum height 14" boxed beam 1/4" 201 stainless steel. 3. Longitudinal beams shall mount on extruded rubber strips. Mylar insulator to prevent electrolysis shall separate all dissimilar metals (steel, aluminum). <p>8" Western Tubular Understructure Crossmemberless Design 1/4" 201 Stainless Steel Longsills</p> <p>Crossmembers NOT Recommended with 1/4" AR450 Floor</p>	<p>Make: Crysteel Model: MAB-SLSS-84/96 Type of Material: 201 Stainless Steel</p> <table style="width: 100%; border-collapse: collapse;"> <tr> <td style="width: 10%;"></td> <td style="width: 10%; text-align: center;">Yes</td> <td style="width: 10%; text-align: center;">No</td> </tr> <tr> <td style="border-top: 1px solid black;"></td> <td style="border-top: 1px solid black; text-align: center;">Yes</td> <td style="border-top: 1px solid black; text-align: center;">No</td> </tr> <tr> <td style="border-top: 1px solid black;"></td> <td style="border-top: 1px solid black; text-align: center;">Yes</td> <td style="border-top: 1px solid black; text-align: center;">No</td> </tr> <tr> <td style="border-top: 1px solid black;"></td> <td style="border-top: 1px solid black; text-align: center;">Yes</td> <td style="border-top: 1px solid black; text-align: center;">No</td> </tr> <tr> <td style="border-top: 1px solid black;"></td> <td style="border-top: 1px solid black; text-align: center;">Yes</td> <td style="border-top: 1px solid black; text-align: center;">No</td> </tr> <tr> <td style="border-top: 1px solid black;"></td> <td style="border-top: 1px solid black; text-align: center;">Yes</td> <td style="border-top: 1px solid black; text-align: center;">No</td> </tr> <tr> <td style="border-top: 1px solid black;"></td> <td style="border-top: 1px solid black; text-align: center;">Yes</td> <td style="border-top: 1px solid black; text-align: center;">No</td> </tr> <tr> <td style="border-top: 1px solid black;"></td> <td style="border-top: 1px solid black; text-align: center;">Yes</td> <td style="border-top: 1px solid black; text-align: center;">No</td> </tr> <tr> <td style="border-top: 1px solid black;"></td> <td style="border-top: 1px solid black; text-align: center;">Yes</td> <td style="border-top: 1px solid black; text-align: center;">No</td> </tr> <tr> <td style="border-top: 1px solid black;"></td> <td style="border-top: 1px solid black; text-align: center;">Yes</td> <td style="border-top: 1px solid black; text-align: center;">No</td> </tr> </table>		Yes	No		Yes	No		Yes	No		Yes	No		Yes	No		Yes	No		Yes	No		Yes	No		Yes	No		Yes	No	<p style="text-align: center;">**See Pricing in Matrix</p>
	Yes	No																														
	Yes	No																														
	Yes	No																														
	Yes	No																														
	Yes	No																														
	Yes	No																														
	Yes	No																														
	Yes	No																														
	Yes	No																														
	Yes	No																														

CCD EXHIBIT A - SC-00003211 - Continued

Request for Proposal No. 0751A (2018)

Strategic Long-Term Procurement of Various Truck Bodies with Service and Parts Consideration

<p>Heavy-Duty Tailgate High Lift:</p> <ol style="list-style-type: none"> 1. Rear tailgate shall be "high lift" forward hinged 12" on top with dump-thru capabilities. The "high lift" is desired for easier dumping of snow and leaves. Hydraulic High Lift Air Release 2. Tailgate construction: <ol style="list-style-type: none"> a. xx" high x 88" wide, 6-panel, 7-gauge/ 3/16" 201 stainless steel with a 10-gauge perimeter boxed reinforcement. b. Offset top hardware. c. Fully welded construction with reinforced hinge and latch points. d. Tailgate chains shall be covered to prevent body damage. 3. Hinge pins shall be stainless steel. The pins shall also be drilled for a safety hairpin cotter pin. <p>Safety hairpin cotter pins shall be 302 stainless steel and attached to the body with attachment chain to prevent loss. A safety pin storage hole shall be provided at each location.</p>	<table style="width: 100%; border: none;"> <tr> <td style="width: 50%; text-align: center; vertical-align: top;"> Yes </td> <td style="width: 50%; text-align: center; vertical-align: top;">No</td> </tr> <tr> <td style="text-align: center; vertical-align: top;"> Yes </td> <td style="text-align: center; vertical-align: top;">No</td> </tr> <tr> <td style="text-align: center; vertical-align: top;"> Yes </td> <td style="text-align: center; vertical-align: top;">No</td> </tr> <tr> <td style="text-align: center; vertical-align: top;"> Yes </td> <td style="text-align: center; vertical-align: top;">No</td> </tr> <tr> <td style="text-align: center; vertical-align: top;"> Yes </td> <td style="text-align: center; vertical-align: top;">No</td> </tr> </table>	Yes	No	Yes	No	Yes	No	Yes	No	Yes	No	<p style="text-align: center;">**See Pricing in Matrix</p>
Yes	No											
Yes	No											
Yes	No											
Yes	No											
Yes	No											

CCD EXHIBIT A - SC-00003211 - Continued

Request for Proposal No. 0751A (2018)

Strategic Long-Term Procurement of Various Truck Bodies with Service and Parts Consideration

<p>Side Board Holders:</p> <ol style="list-style-type: none"> 1. Height at top of the side boards shall not exceed 8" 6" Side Board Pockets 2. Side board holders shall be bolt thru design for with a 3" width. 2" Wide Board Pockets <p>Tarp:</p> <ol style="list-style-type: none"> 1. Pull Tarp model N9.5E, 12vdc electric tarp system with pull-arms and anti-sail arms. 2. Tarp system shall be installed on cab protector with strobe light provisions. 3. Tarp must be able to extend approximately 2' past dump body. 4. A "Red" LED "tarp open/extended" warning light shall be attached to the cab protector both sides to show that the trap is open and no dumping is allowed. <p>Tarp shall operate off of the "TouchGuard Screen" control</p> <p>Tarp Material</p> <ol style="list-style-type: none"> 1. Tarp Asphalt type A-2 14-oz nylon material, asphalt rated urethane coated both sides with "Super Slick Coating" rated at 400°F. <p>Wind Deflector</p> <ol style="list-style-type: none"> 1. A tarp wind deflector shall be provided at front of hopper. <p>Pull Arms</p> <ol style="list-style-type: none"> 1. Pull arms for tall or irregular loads that load climber will not follow. 2. Pull arms shall be easily and quickly replaceable with standard electrical galvanized conduit. <p>Anti-sail arms shall be attached to the pull arms</p> <table style="width: 100%; border-collapse: collapse; margin-top: 10px;"> <thead> <tr> <th style="text-align: left; padding: 2px;">Lengt h</th> <th style="text-align: center; padding: 2px;">16 "</th> <th style="text-align: center; padding: 2px;">16'6 "</th> <th style="text-align: center; padding: 2px;">17 "</th> <th style="text-align: center; padding: 2px;">17'6 "</th> <th style="text-align: center; padding: 2px;">18 "</th> <th style="text-align: center; padding: 2px;">18'6 "</th> <th style="text-align: center; padding: 2px;">19 "</th> <th style="text-align: center; padding: 2px;">19'6 "</th> <th style="text-align: center; padding: 2px;">20 "</th> <th style="text-align: center; padding: 2px;">21 "</th> </tr> </thead> <tbody> <tr> <td style="padding: 2px;">Height 1'6"</td> <td></td><td></td><td></td><td></td><td></td><td></td><td></td><td></td><td></td><td></td> </tr> <tr> <td style="padding: 2px;">2'</td> <td></td><td></td><td></td><td></td><td></td><td></td><td></td><td></td><td></td><td></td> </tr> <tr> <td style="padding: 2px;">2'6"</td> <td></td><td></td><td></td><td></td><td></td><td></td><td></td><td></td><td></td><td></td> </tr> <tr> <td style="padding: 2px;">3"</td> <td></td><td></td><td></td><td></td><td></td><td></td><td></td><td></td><td></td><td></td> </tr> <tr> <td style="padding: 2px;">3'6"</td> <td></td><td></td><td></td><td></td><td></td><td></td><td></td><td></td><td></td><td></td> </tr> <tr> <td style="padding: 2px;">4"</td> <td></td><td></td><td></td><td></td><td></td><td></td><td></td><td></td><td></td><td></td> </tr> <tr> <td style="padding: 2px;">4'6"</td> <td></td><td></td><td></td><td></td><td></td><td></td><td></td><td></td><td></td><td></td> </tr> </tbody> </table>	Lengt h	16 "	16'6 "	17 "	17'6 "	18 "	18'6 "	19 "	19'6 "	20 "	21 "	Height 1'6"											2'											2'6"											3"											3'6"											4"											4'6"											<table style="width: 100%; border-collapse: collapse;"> <tr> <td style="width: 15%;"></td> <td style="width: 15%; text-align: center;">Yes</td> <td style="width: 15%; text-align: center;">No</td> <td style="width: 55%;"></td> </tr> <tr> <td></td> <td style="text-align: center;">Yes</td> <td style="text-align: center;">No</td> <td></td> </tr> <tr> <td></td> <td style="text-align: center;">Yes</td> <td style="text-align: center;">No</td> <td></td> </tr> <tr> <td></td> <td style="text-align: center;">Yes</td> <td style="text-align: center;">No</td> <td></td> </tr> <tr> <td></td> <td style="text-align: center;">Yes</td> <td style="text-align: center;">No</td> <td></td> </tr> <tr> <td colspan="4" style="border-top: 1px solid black; padding-top: 10px;"> Type of Material: Nylon Asphalt Rated </td> </tr> <tr> <td></td> <td style="text-align: center;">Yes</td> <td style="text-align: center;">No</td> <td></td> </tr> <tr> <td></td> <td style="text-align: center;">Yes</td> <td style="text-align: center;">No</td> <td></td> </tr> <tr> <td></td> <td style="text-align: center;">Yes</td> <td style="text-align: center;">No</td> <td></td> </tr> <tr> <td></td> <td style="text-align: center;">Yes</td> <td style="text-align: center;">No</td> <td></td> </tr> </table> <p style="margin-top: 10px;">Height is all the same and length will fit body. See Matrix for pricing.</p>		Yes	No			Yes	No			Yes	No			Yes	No			Yes	No		Type of Material: Nylon Asphalt Rated					Yes	No			Yes	No			Yes	No			Yes	No		<p style="margin-top: 100px;">**See Pricing in Matrix</p>
Lengt h	16 "	16'6 "	17 "	17'6 "	18 "	18'6 "	19 "	19'6 "	20 "	21 "																																																																																																																								
Height 1'6"																																																																																																																																		
2'																																																																																																																																		
2'6"																																																																																																																																		
3"																																																																																																																																		
3'6"																																																																																																																																		
4"																																																																																																																																		
4'6"																																																																																																																																		
	Yes	No																																																																																																																																
	Yes	No																																																																																																																																
	Yes	No																																																																																																																																
	Yes	No																																																																																																																																
	Yes	No																																																																																																																																
Type of Material: Nylon Asphalt Rated																																																																																																																																		
	Yes	No																																																																																																																																
	Yes	No																																																																																																																																
	Yes	No																																																																																																																																
	Yes	No																																																																																																																																

CCD EXHIBIT A - SC-00003211 - Continued

Request for Proposal No. 0751A (2018)

Strategic Long-Term Procurement of Various Truck Bodies with Service and Parts Consideration

<p>Shovel Bracket:</p> <p>1. Shovel hook bracket (2 required) located on the left and right side wheel cover of the dump body.</p> <p>The bracket shall be a spring-loaded snap-close clamp to secure the shovel handle to the body with a retention bracket for the top end of the shovel to slide into. The shove blade shall face forward.</p> <p>Mudguards:</p> <p>1. Front of tandem aluminum.</p> <p>2. Rear of tandem heavy-duty rubber anti-sail type. The mud flaps shall be easy to swing forward and hook above the rear tire. The latch system shall have a reinforced hole on the mud flap and a hook on the body to retain the mud flap.</p> <p>3. The rear mud flap hinge joint shall be chain type (no axle type allowed)</p> <p>The mud flaps shall not come unhooked when the dump body is raised for dumping into the paving machines.</p> <p>Ladder</p> <p>1. Mounted left and right rear side of body centered above the rear tire.</p> <p>Rigid Ladder Rear Left & Right Dist. To Verify Location</p> <p>2. Ladder rungs shall be open grip strut non-slip type.</p> <p>3. Ladder portion below the body shall be a bolt-on type.</p> <p>4. Rungs shall be evenly spaced</p> <p>5. Left side 1st rungs no more than 22" above the ground. Right side 1st rungs no more than 22" above the ground.</p> <p>Body Hoist</p> <p>1. Mailhot CS or Roller Combo Hoist Must Provide Specs for each RollerCombo Hoist on 11'-17' Bodies Mailhot CS Series on 11'-18' Bodies - Option Marathon Hoist Greaseable Rear Hinge w/ Welded Pin</p> <p>Dump Body Safety Legs</p> <p>1. (2) Two Safety Legs must be provided to support full load during service operations. Dual Body Props Provided Support Body with Empty Load</p>	<p>Yes No</p> <p>Yes No</p> <p>Yes No</p> <p>Yes No</p> <p>Yes No</p> <p>Yes No</p> <p>Yes No</p> <p>Yes No</p> <p>Yes No</p>	<p>Pricing is included in matrix</p>
---	---	--------------------------------------

CCD EXHIBIT A - SC-00003211 - Continued

Request for Proposal No. 0751A (2018)

Strategic Long-Term Procurement of Various Truck Bodies with Service and Parts Consideration

<p>Vehicle Rear Lights: (No Approved Equals)</p> <ol style="list-style-type: none"> 1. All lights shall be Truck-Lite "Lifetime Warranty" 12vDC, LED type, flush mount, sealed Lexan body, grommet insulated with Fit' N Forget multi-pin plugs where possible. 2. Integral Stop/Turn/Tail/ lights mounted in the rear corner post of the dump body model Super 44 P/N 44302R or model 60 P/N 60250R. 3. Back up lights Truck-Lite LED, flush mount, sealed Lexan body, grommet insulated, multi-pin units model 44 P/N 44206C. 4. Marker lights Truck-Lite LED 3 per side model 10 P/N 10250R or 10250Y or model 30 P/N 30250R or 30250Y. 5. Rear ID bar Truck-Lite LED model 35 P/N 35741R or 35740R. 6. License plate light, Truck-Lite model 15 P/N 15040 7. Wiring shall be sealed Fit' N Forget modular plug-in type where possible. 8. Salt/sand spreader illumination light Ecco PN E92007 500 lumens. The light shall be installed to provide night vision at the spreader for the operator but shall not blind on-coming traffic. Location shall be mutually determined at installation <p>Dielectric grease shall be applied to all plug connections and terminals to prevent corrosion.</p>	<p>2 Oval Cutouts in Each Rear Pillar, Less Lights</p> <table style="width: 100%; border: none;"> <tr> <td style="width: 50%; text-align: center;">Yes</td> <td style="width: 50%; text-align: center;">No</td> </tr> <tr> <td style="text-align: center;">Yes</td> <td style="text-align: center;">No</td> </tr> <tr> <td style="text-align: center;">Yes</td> <td style="text-align: center;">No</td> </tr> <tr> <td style="text-align: center;">Yes</td> <td style="text-align: center;">No</td> </tr> <tr> <td style="text-align: center;">Yes</td> <td style="text-align: center;">No</td> </tr> <tr> <td style="text-align: center;">Yes</td> <td style="text-align: center;">No</td> </tr> <tr> <td style="text-align: center;">Yes</td> <td style="text-align: center;">No</td> </tr> </table>	Yes	No	Yes	No	Yes	No	Yes	No	Yes	No	Yes	No	Yes	No	<p>**See Pricing in Matrix</p>
Yes	No															
Yes	No															
Yes	No															
Yes	No															
Yes	No															
Yes	No															
Yes	No															

CCD EXHIBIT A - SC-00003211 - Continued

Request for Proposal No. 0751A (2018)

Strategic Long-Term Procurement of Various Truck Bodies with Service and Parts Consideration

Dump Bed Pricing with High Lift Gate and Mailhot Lift Cylinder (If not offered, enter N/A)

Height	Length	11'	12'	13'	14'	15'	16'	17'	18'	19'	20'	21'
30"		38289.03	42981.50	43203.40	43890.40	45003.40	45920.40	46494.40	47037.40	47515.40	48034.40	48630.40
36"		42716.65	43329.60	43678.40	N/A	45529.40	46237.40	46992.40	47667.40	48168.40	48691.40	49310.40
42"		42768.55	43381.50	43639.40	44421.40	45533.40	46288.40	46942.40	47714.40	48228.40	48764.40	49397.40
48"		43099.55	43716.50	44018.40	44792.40	45917.40	46619.40	47359.40	48156.40	48683.40	49232.40	49878.40
54"		43486.55	44129.50	44413.40	45201.40	46251.40	47375.40	47724.40	48551.40	49036.40	49655.40	50314.40

CCD EXHIBIT A - SC-00003211 - Continued

Request for Proposal No. 0751A (2018)

Strategic Long-Term Procurement of Various Truck Bodies with Service and Parts Consideration

Dump Bed Pricing with High Lift Gate and Roller Combo Hoist
(If not offered, enter N/A)

Length Height	11'	12'	13'	14'	15'	16'	17'	18'	19'	20'	21'
30"	39922.41	40492.78	44515.92	47916.57	44121.09	44631.92	45268.89	N/A	N/A	N/A	N/A
36"	40238.14	40440.88	44477.86	43591.57	44116.76	44594.78	45219.58	N/A	N/A	N/A	N/A
42"	40620.47	40785.15	44855.87	43961.79	44499.96	44997.87	45635.65	N/A	N/A	N/A	N/A
48"	41007.13	41188.24	45251.17	44370.94	44833.85	45349.93	46000.68	N/A	N/A	N/A	N/A
54"	39941.25	43941.9	42861.32	43436.51	43972.04	44672.37	N/A	N/A	N/A	N/A	N/A

CCD EXHIBIT A - SC-00003211 - Continued

Request for Proposal No. 0751A (2018)

Strategic Long-Term Procurement of Various Truck Bodies with Service and Parts Consideration

Dump Bed Pricing with Barn Door Tailgate and Mailhot Lift Cylinder

(If not offered, enter N/A)

Length		11'	12'	13'	14'	15'	16'	17'	18'	19'	20'	21'
Height	30"	41334.38	41915.32	42036.41	42824.27	43936.15	44668.46	45428.46	45970.48	46448.31	46968.36	47563.67
	36"	41753.91	42366.85	42610.43	47679.52	44470.73	45258.34	45924.98	46600.20	47101.39	47624.90	48243.56
	42"	41702.01	42314.95	42572.37	43354.52	44466.40	45221.20	45875.67	46646.91	47161.07	47697.56	48330.06
	48"	42032.44	42659.59	42950.38	43724.74	44849.60	45624.30	46291.74	47088.06	47616.06	48165.56	48811.00
	54"	42419.10	43062.68	43345.68	44133.89	45183.49	45976.35	47072.84	47483.37	47968.98	48587.65	49246.10

CCD EXHIBIT A - SC-00003211 - Continued

Request for Proposal No. 0751A (2018)

Strategic Long-Term Procurement of Various Truck Bodies with Service and Parts Consideration

Dump Bed Pricing with Barn Door Tailgate and Roller Combo Hoist

(If not offered, enter N/A)

Length		11'	12'	13'	14'	15'	16'	17'	18'	19'	20'	21'
Height	30"	38855.87	38974.70	42975.35	43055.27	42580.46	42975.49	43705.82	N/A	N/A	N/A	N/A
	36"	39275.40	39426.23	43449.37	46850.02	43054.57	47853.23	44202.34	N/A	N/A	N/A	N/A
	42"	39223.50	39374.33	43411.31	42525.02	43050.21	43528.23	44153.03	N/A	N/A	N/A	N/A
	48"	39553.93	39718.60	43790.22	42895.24	43433.41	43931.32	44569.10	N/A	N/A	N/A	N/A
	54"	39940.59	40121.69	44184.62	43304.39	43767.30	44283.38	44934.13	N/A	N/A	N/A	N/A

CCD EXHIBIT A - SC-00003211 - Continued

Request for Proposal No. 0751A (2018)

Strategic Long-Term Procurement of Various Truck Bodies with Service and Parts Consideration

<p>Vibrator:</p> <ol style="list-style-type: none"> 1. Vibrator shall be a Cougar DC 1100 12-vDC or approved equal: Cougar DC3200 12V Vibrator; 1 Per Body 2. Dump body shall have a 12-vDC electric vibrator securely attached to each lower side of the dump body structure. 3. Each vibrator shall produce a minimum of 1,000-lbs of centrifugal force. 4. Mounting bolts shall not protrude through the floor. 5. A stainless-steel safety cable shall secure the vibrator to the body with a minimum of two attachment points located on opposite sides on the vibrator to prevent the vibrator from falling off if the bolts come loose. The vibrator shall be mounted using Grade 8 fasteners, washers and lock nuts. 7. The electrical system shall include <ol style="list-style-type: none"> a. Operator abuse automatic timer shutdown. The timer shall be mounted in a location/manner to prevent operator adjustment. b. Automatic overload protection. c. Copper #4 welding cable minimum. d. Cab mounted momentary operator button wired through a constant-duty solenoid. 8. The vibrator shall be fully sealed against high-pressure wash water, corrosion, and road dirt. The vibrator shall be maintenance free not requiring lubrication or other routine maintenance functions except checking mounting bolts. 	<table style="width: 100%; border: none;"> <tr><td style="width: 15%;">Yes</td><td>No</td></tr> <tr><td>Yes</td><td>No</td></tr> <tr><td>Yes</td><td>No</td></tr> <tr><td>Yes</td><td>No</td></tr> <tr><td>Yes</td><td>No</td></tr> <tr><td>Yes</td><td>No</td></tr> <tr><td>Yes</td><td>No</td></tr> <tr><td>Yes</td><td>No</td></tr> <tr><td>Yes</td><td>No</td></tr> <tr><td>Yes</td><td>No</td></tr> <tr><td>Yes</td><td>No</td></tr> <tr><td>Yes</td><td>No</td></tr> <tr><td>Yes</td><td>No</td></tr> <tr><td>Yes</td><td>No</td></tr> <tr><td>Yes</td><td>No</td></tr> <tr><td>Yes</td><td>No</td></tr> </table>	Yes	No	Yes	No	Yes	No	Yes	No	Yes	No	Yes	No	Yes	No	Yes	No	Yes	No	Yes	No	Yes	No	Yes	No	Yes	No	Yes	No	Yes	No	Yes	No	<p>Included with price matrix</p>
Yes	No																																	
Yes	No																																	
Yes	No																																	
Yes	No																																	
Yes	No																																	
Yes	No																																	
Yes	No																																	
Yes	No																																	
Yes	No																																	
Yes	No																																	
Yes	No																																	
Yes	No																																	
Yes	No																																	
Yes	No																																	
Yes	No																																	
Yes	No																																	

CCD EXHIBIT A - SC-00003211 - Continued

Request for Proposal No. 0751A (2018)

Strategic Long-Term Procurement of Various Truck Bodies with Service and Parts Consideration

<p>Toolbox:</p> <ol style="list-style-type: none"> 1. A toolbox shall be installed on top of the left rear fender just forward of the tandem dual tires. 2. The toolbox shall fit the body contour on the back side. 3. The toolbox shall be xx" L x Fender Width xx" T. 4. The toolbox door shall be bottom hinged with stainless cable stops on each end of the door <p>The door shall have a stainless-steel key lockable slam lock</p> <p style="background-color: yellow; margin-top: 10px;">**See attached WeatherGuard catalog for more options**</p>	<table style="width: 100%; border: none;"> <tr> <td style="width: 15%; background-color: yellow;">Yes</td> <td style="width: 15%;">No</td> </tr> <tr> <td style="background-color: yellow;">Yes</td> <td>No</td> </tr> <tr> <td style="background-color: yellow;">Yes</td> <td>No</td> </tr> <tr> <td style="background-color: yellow;">Yes</td> <td>No</td> </tr> </table>	Yes	No	Yes	No	Yes	No	Yes	No	<p>\$2,322.00</p> <p>\$ Included</p> <p>\$ Included</p> <p>\$ Included</p> <p>\$ Included</p>
Yes	No									
Yes	No									
Yes	No									
Yes	No									

CCD EXHIBIT A - SC-00003211 - Continued

Request for Proposal No. 0751A (2018)

Strategic Long-Term Procurement of Various Truck Bodies with Service and Parts Consideration

Tool Box Pricing
(If not offered, enter N/A)

16" Deep

Length		24"	30"	36"	42"	48"	54"	60"	72"	84"	96"
Height	18"	NA	NA	NA	NA	NA	NA	NA	NA	NA	NA
	24"	NA	NA	NA	NA	NA	NA	NA	NA	NA	NA
	36"	NA	NA	NA	NA	NA	NA	NA	NA	NA	NA

18" Deep

Length		24"	30"	36"	42"	48"	54"	60"	72"	84"	96"
Height	18"	370.00	403.00	437.00	477.00	485.00	NA	619.00	779.00	918.00	1046.00
	24"	434.00	482.00	515.00	589.00	634.00	NA	778.00	NA	NA	NA
	36"	NA	NA	NA	NA	NA	NA	NA	NA	NA	NA

24" Deep

Length		24"	30"	36"	42"	48"	54"	60"	72"	84"	96"
Height	18"	434.00	482.00	515.00	589.00	634.00	NA	778.00	966.00	1099.00	1240.00
	24"	502.00	549.00	594.00	658.00	715.00	NA	896.00	NA	NA	NA
	36"	NA	NA	NA	NA	NA	NA	NA	NA	NA	NA

NOTE: SEE ATTACHED WEATHERGUARD CATALOG FOR MANY OPTIONS

CCD EXHIBIT A - SC-00003211 - Continued

Request for Proposal No. 0751A (2018)

Strategic Long-Term Procurement of Various Truck Bodies with Service and Parts Consideration

A*	<p>Cab Protector for Dump Body:</p> <p>1. Cab protector 1/8", 201 stainless steel load bearing type 36" in length with a 10" inset on both sides to provide vehicle exhaust clearance and be symmetrical. 36" Cabshield 36" x 88" 10GA 201 SS</p> <p>2. Cab protector shall be inset 10" per side to provide 6" minimum clearance to the exhaust pipe. Cab protector shall have provisions for safety strobe lights, Whelen Model 500 series surface mount with branch protection.</p>	Yes	No	\$ 1,362.00
				\$ <u>INCLUDED</u>
		Yes	No	\$ <u>INCLUDED</u>
				\$ 6,100.00
B*	<p>Cab Protector with Integral Hydraulic Tank:</p> <p>1. Cab protector 1/8", 201 stainless steel load bearing type 36" in length with a 10" inset on both sides to provide vehicle exhaust clearance and be symmetrical.</p> <p>2. Cab protector shall be inset 10" per side to provide 6" minimum clearance to the exhaust pipe.</p> <p>3. Cab protector shall have 45-gallon Hydraulic Tank with all standards from above. Cab protector shall have provisions for safety strobe lights, Whelen Model 500 series surface mount with branch protection.</p>	Yes	No	\$ <u>INCLUDED</u>
		Yes	No	\$ <u>INCLUDED</u>
		Yes	No	\$ <u>INCLUDED</u>
C*	<p>Back of cab tank with enclosure only for oil and hydraulic less cab shield for quad package installed at Factory, less hydraulics</p>			\$3,281.00

CCD EXHIBIT A - SC-00003211 - Continued

Request for Proposal No. 0751A (2018)

Strategic Long-Term Procurement of Various Truck Bodies with Service and Parts Consideration

	<p>Side Board:</p> <ol style="list-style-type: none">Sideboards 3" x xx" stainless steel C-Channel with a 3" wide x 3" high, P/N CACD830 Acme Rubber Company (1.800.222.2263) <p>The dock bumper shall be bolt attached thru a continuous strip of 3/16" stainless steel, bolted on 8" centers, to the top of the stainless-steel C-channel.</p>	<p>Yes No</p>	<p>See Matrix For Pricing</p>
--	--	--------------------	-------------------------------

CCD EXHIBIT A - SC-00003211 - Continued

Request for Proposal No. 0751A (2018)

Strategic Long-Term Procurement of Various Truck Bodies with Service and Parts Consideration

Side Board Pricing
(If not offered, enter N/A)

Length		11'	12'	13'	14'	15'	16'	17'	18'	19'	20'	21'
Height	3"	1465.22	1562.82	1660.42	1758.02	1855.62	1953.22	2050.82	2148.42	2246.02	2343.62	2441.22
	6"	1733.62	1855.62	1977.62	2099.62	2221.62	2343.62	2465.62	2587.62	2709.62	2831.62	2953.62
	9"	1921.50	2060.58	2199.66	2338.74	2477.82	2616.90	2755.98	2895.06	3034.14	3173.22	3312.30
	12"	2082.54	2236.26	2389.98	2543.70	2697.42	2851.14	3004.86	3158.58	3312.30	3466.02	3619.74

NOTE: WE CAN OFFER OTHER OPTIONS

CCD EXHIBIT A - SC-00003211 - Continued

Request for Proposal No. 0751A (2018)

Strategic Long-Term Procurement of Various Truck Bodies with Service and Parts Consideration

<p>Under Body Scraper: (10' Monroe Model MTE4510)</p> <ol style="list-style-type: none"> 1. Moldboard is 1" thick x 20" in height 2½" O.D. hinge shaft. 2. Two heavy-duty shock abs replaceable trunnions. 3. Two 3½" x 10" actuating cylinders. 4. 1" solid circle with 5" plated center two 4" x 12" reversing cylinders. 5. Three hinge anchor points. 6. Relief Valve (Set @ 250 PSI) adjustable from 200 PSI to 350 PSI 7. Cutting Edge 1/2" x 6" double beveled cutting edge with AASHTO hole spacing - 2 piece 8. Black Powder Coat Paint <p style="margin-left: 40px;">10" moldboard Price</p> <p style="margin-left: 40px;">11" moldboard Price</p> <p style="margin-left: 40px;">12" moldboard Price</p>	<p>Yes</p> <p>Yes</p> <p>Yes</p> <p>Yes</p> <p>Yes</p> <p>Yes</p> <p>Yes</p> <p>Yes</p> <p>Yes</p> <p>Yes</p>	<p>No</p> <p>No</p> <p>No</p> <p>No</p> <p>No</p> <p>No</p> <p>No</p> <p>No</p> <p>No</p> <p>No</p>	<p>\$ 14,074.00</p> <p><u>\$ INCLUDED</u></p> <p><u>\$ INCLUDED</u></p> <p><u>\$ INCLUDED</u></p> <p><u>\$ INCLUDED</u></p> <p><u>\$ INCLUDED</u></p> <p><u>\$ INCLUDED</u></p> <p><u>\$ INCLUDED</u></p> <p>\$14,074.00</p> <p><u>\$14,180.00</u></p> <p><u>\$14,217.00</u></p> <p>**Above pricing includes notching of moldboard</p> <p>**Above pricing is for factory install on new chassis. Modifications may be required to fuel tanks, air tanks, or battery boxes. Pricing for modifications if necessary is to be negotiated.</p>
--	---	---	---

CCD EXHIBIT A - SC-00003211 - Continued

Strategic Long-Term Procurement of Various Truck Bodies with Service and Parts Consideration

<p>Slide in V Box Spreader:</p> <ol style="list-style-type: none"> 1. Constructed of 7 gauge 201 Stainless Steel 2. Dual Counter Rotating Auger 3. 25:1 gear reduction for augers 4. Dual hydraulic pumps for augers 5. 24" Poly Spinner with hydraulic pumps 6. Inverted V to reduce pressure on Augers 7. Top Screens constructed of 3/8" rod 8. Minimum Spread Rate 10lbs per lane Mile 9. Maximum Spread Rate 150lbs per Lane Mile 10. Integrated Cab Shield 11. Integrated Side Shield 12. Rear Ladder 13. Rear DOT lights 14. Stand Alone Leg Kit for easy storage 15. Remote grease lines 	<table style="width: 100%; border: none;"> <tr><td style="width: 10%;">Yes</td><td style="width: 5%;">No</td></tr> <tr><td>Yes</td><td>No</td></tr> <tr><td>Yes</td><td>No</td></tr> <tr><td>Yes</td><td>No</td></tr> <tr><td>Yes</td><td>No</td></tr> <tr><td>Yes</td><td>No</td></tr> <tr><td>Yes</td><td>No</td></tr> <tr><td>Yes</td><td>No</td></tr> <tr><td>Yes</td><td>No</td></tr> <tr><td>Yes</td><td>No</td></tr> <tr><td>Yes</td><td>No</td></tr> <tr><td>Yes</td><td>No</td></tr> <tr><td>Yes</td><td>No</td></tr> <tr><td>Yes</td><td>No</td></tr> <tr><td>Yes</td><td>No</td></tr> <tr><td>Yes</td><td>No</td></tr> </table>	Yes	No	Yes	No	Yes	No	Yes	No	Yes	No	Yes	No	Yes	No	Yes	No	Yes	No	Yes	No	Yes	No	Yes	No	Yes	No	Yes	No	Yes	No	Yes	No	<table style="width: 100%; border: none;"> <tr><td>\$ Included</td></tr> <tr><td>\$ Included</td></tr> <tr><td>\$ Included</td></tr> <tr><td>\$ Included</td></tr> <tr><td>\$ Included</td></tr> <tr><td>\$ Included</td></tr> <tr><td>\$ Included</td></tr> <tr><td>\$ Included</td></tr> <tr><td>\$ Included</td></tr> <tr><td>\$ Included</td></tr> <tr><td>\$ Included</td></tr> <tr><td>\$ Included</td></tr> <tr><td>\$ Included</td></tr> <tr><td>\$ Included</td></tr> <tr><td>\$ Included</td></tr> <tr><td>\$ Included</td></tr> <tr><td>\$ Included</td></tr> <tr><td>\$ Included</td></tr> <tr><td>\$ Included</td></tr> </table>	\$ Included	\$ Included	\$ Included	\$ Included	\$ Included	\$ Included	\$ Included	\$ Included	\$ Included	\$ Included	\$ Included	\$ Included	\$ Included	\$ Included	\$ Included	\$ Included	\$ Included	\$ Included	\$ Included
Yes	No																																																				
Yes	No																																																				
Yes	No																																																				
Yes	No																																																				
Yes	No																																																				
Yes	No																																																				
Yes	No																																																				
Yes	No																																																				
Yes	No																																																				
Yes	No																																																				
Yes	No																																																				
Yes	No																																																				
Yes	No																																																				
Yes	No																																																				
Yes	No																																																				
Yes	No																																																				
\$ Included																																																					
\$ Included																																																					
\$ Included																																																					
\$ Included																																																					
\$ Included																																																					
\$ Included																																																					
\$ Included																																																					
\$ Included																																																					
\$ Included																																																					
\$ Included																																																					
\$ Included																																																					
\$ Included																																																					
\$ Included																																																					
\$ Included																																																					
\$ Included																																																					
\$ Included																																																					
\$ Included																																																					
\$ Included																																																					
\$ Included																																																					
<p>10' V Box Spreader</p> <p>11' V Box Spreader</p> <p>12' V Box Spreader</p> <p>13' V Box Spreader</p> <p>14' V Box Spreader</p> <p>15' V Box Spreader</p> <p>16' V Box Spreader</p> <p>17' V Box Spreader</p> <p>18' V Box Spreader</p>		<table style="width: 100%; border: none;"> <tr><td>\$30,250.00</td></tr> <tr><td>\$31,260.00</td></tr> <tr><td>\$32,325.00</td></tr> <tr><td>\$33,830.00</td></tr> <tr><td>\$35,420.00</td></tr> <tr><td>\$36,720.00</td></tr> <tr><td>\$38,020.00</td></tr> <tr><td>\$39,520.00</td></tr> <tr><td>\$41,020.00</td></tr> </table>	\$30,250.00	\$31,260.00	\$32,325.00	\$33,830.00	\$35,420.00	\$36,720.00	\$38,020.00	\$39,520.00	\$41,020.00																																										
\$30,250.00																																																					
\$31,260.00																																																					
\$32,325.00																																																					
\$33,830.00																																																					
\$35,420.00																																																					
\$36,720.00																																																					
\$38,020.00																																																					
\$39,520.00																																																					
\$41,020.00																																																					
<p>Please see optional equipment pages (copy attached)</p>																																																					
<p>CCD Special front latch system</p> <p>Furnish ILO slide in sander, Chassis Mounted</p> <p>Sander including cab shield and cat walks.</p>		<table style="width: 100%; border: none;"> <tr><td>\$1,790.00</td></tr> <tr><td>\$2,363.00</td></tr> </table>	\$1,790.00	\$2,363.00																																																	
\$1,790.00																																																					
\$2,363.00																																																					

CCD EXHIBIT A - SC-00003211 - Continued

Request for Proposal No. 0751A (2018)

Strategic Long-Term Procurement of Various Truck Bodies with Service and Parts Consideration

<p>Liquid De-icer Dispensing System</p> <ol style="list-style-type: none"> 1. System shall be skid mounted constructed out of 201 Stainless Steel 2. Tank shall be a Poly Tank With Baffle Balls (provide manufacture for Baffle Balls) 3. Liquid Pump 4. Hydraulic Pump 5. Spray Bar shall have 16 strait stream nozzles 6. Spray rate shall be from 20GPLM to 75GPLM 7. Rear Ladder 8. Rear 3" Fill 30" to 36" off the ground 9. Stand Alone Leg Kit for easy storage 10. Rear DOT lights <ul style="list-style-type: none"> 750 Gallon Saddle Tank Style 1000 Gallon Saddle Tank Style 500 Gallon Skid Tank Style 750 Gallon Skid Tank Style 900 Gallon Skid Tank Style 1000 Gallon Skid Tank Style 1600 Gallon Skid Tank Style 1800 Gallon Skid Tank Style <p style="background-color: yellow; padding: 5px;">Please see optional equipment pages (copy attached)</p> <p style="margin-top: 20px;">CCD Special front latch system</p>	<table style="width: 100%; border-collapse: collapse;"> <tr> <td style="width: 10%;"></td> <td style="width: 10%; text-align: center;">Yes</td> <td style="width: 10%; text-align: center;">No</td> <td style="width: 10%;"></td> <td style="width: 10%;"></td> <td style="width: 10%;"></td> <td style="width: 10%;"></td> <td style="width: 10%;"></td> <td style="width: 10%;"></td> <td style="width: 10%;"></td> </tr> <tr> <td></td> <td style="text-align: center;">Yes</td> <td style="text-align: center;">No</td> <td></td> <td></td> <td></td> <td></td> <td></td> <td></td> <td></td> </tr> <tr> <td></td> <td style="text-align: center;">Yes</td> <td style="text-align: center;">No</td> <td></td> <td></td> <td></td> <td></td> <td></td> <td></td> <td></td> </tr> <tr> <td></td> <td style="text-align: center;">Yes</td> <td style="text-align: center;">No</td> <td></td> <td></td> <td></td> <td></td> <td></td> <td></td> <td></td> </tr> <tr> <td></td> <td style="text-align: center;">Yes</td> <td style="text-align: center;">No</td> <td></td> <td></td> <td></td> <td></td> <td></td> <td></td> <td></td> </tr> <tr> <td></td> <td style="text-align: center;">Yes</td> <td style="text-align: center;">No</td> <td></td> <td></td> <td></td> <td></td> <td></td> <td></td> <td></td> </tr> <tr> <td></td> <td style="text-align: center;">Yes</td> <td style="text-align: center;">No</td> <td></td> <td></td> <td></td> <td></td> <td></td> <td></td> <td></td> </tr> <tr> <td></td> <td style="text-align: center;">Yes</td> <td style="text-align: center;">No</td> <td></td> <td></td> <td></td> <td></td> <td></td> <td></td> <td></td> </tr> <tr> <td></td> <td></td> <td></td> <td>Location _____</td> <td></td> <td></td> <td></td> <td></td> <td></td> <td></td> </tr> <tr> <td></td> <td></td> <td></td> <td>Capacity _____</td> <td></td> <td></td> <td>Dimensions _____</td> <td></td> <td></td> <td></td> </tr> <tr> <td></td> <td></td> <td></td> <td>Capacity _____</td> <td></td> <td></td> <td>Dimensions _____</td> <td></td> <td></td> <td></td> </tr> <tr> <td></td> <td></td> <td></td> <td>Capacity _____</td> <td></td> <td></td> <td>Dimensions _____</td> <td></td> <td></td> <td></td> </tr> <tr> <td></td> <td></td> <td></td> <td>Capacity _____</td> <td></td> <td></td> <td>Dimensions _____</td> <td></td> <td></td> <td></td> </tr> <tr> <td></td> <td></td> <td></td> <td>Capacity _____</td> <td></td> <td></td> <td>Dimensions _____</td> <td></td> <td></td> <td></td> </tr> <tr> <td></td> <td></td> <td></td> <td>Capacity _____</td> <td></td> <td></td> <td>Dimensions _____</td> <td></td> <td></td> <td></td> </tr> <tr> <td></td> <td></td> <td></td> <td>Capacity _____</td> <td></td> <td></td> <td>Dimensions _____</td> <td></td> <td></td> <td></td> </tr> </table>		Yes	No									Yes	No									Yes	No									Yes	No									Yes	No									Yes	No									Yes	No									Yes	No											Location _____										Capacity _____			Dimensions _____							Capacity _____			Dimensions _____							Capacity _____			Dimensions _____							Capacity _____			Dimensions _____							Capacity _____			Dimensions _____							Capacity _____			Dimensions _____							Capacity _____			Dimensions _____				<p>** See attached quotation MRE801</p> <p style="margin-top: 20px; text-align: right;">\$1,790.00</p>
	Yes	No																																																																																																																																																																
	Yes	No																																																																																																																																																																
	Yes	No																																																																																																																																																																
	Yes	No																																																																																																																																																																
	Yes	No																																																																																																																																																																
	Yes	No																																																																																																																																																																
	Yes	No																																																																																																																																																																
	Yes	No																																																																																																																																																																
			Location _____																																																																																																																																																															
			Capacity _____			Dimensions _____																																																																																																																																																												
			Capacity _____			Dimensions _____																																																																																																																																																												
			Capacity _____			Dimensions _____																																																																																																																																																												
			Capacity _____			Dimensions _____																																																																																																																																																												
			Capacity _____			Dimensions _____																																																																																																																																																												
			Capacity _____			Dimensions _____																																																																																																																																																												
			Capacity _____			Dimensions _____																																																																																																																																																												

CCD EXHIBIT A - SC-00003211 - Continued

Request for Proposal No. 0751A (2018)

Strategic Long-Term Procurement of Various Truck Bodies with Service and Parts Consideration

Hydraulic Options		
1. (3) Three Joy Stick Operators Console in lieu of single Joy Stick Option from above	Make: _Certified Power Model:FR311xxxx	\$783.00 _
a) Other Operator Station Options		
Option 1	Make: Certified Power Model: FR411xxxx	\$1407.00
Option 2	4 Stick Operators Console	
2. Control System	Make: _Certified Power_ Model: Freedom MDC 3	\$2493.00
Option 1	Class =<6, 3 Mini Stick Console	
Option 2	Pkg	
	Make: Certified Power Model: Freedom MDC 2	\$2192.00
	Class =<6, 2 Mini Stick Console	
	Pkg	
3. Hot Shift PTO and Pump for the Optional Transmissions	Make: _Chelsea___ Model: _890 Series___	\$2874.00
Option 1	Allison 2000 267 Series	\$965.00
Option 2	Allison 3000 280 Series	\$1180.00
Option 3	Allison 4000	\$1225.00
Option 4	Danfoss J60B LS 60cc Piston Pump	\$1486.00
Option 5	Danfoss J75C LS 75cc Piston Pump	\$2239.00
Option 6	Danfoss E100B LS 100cc Piston Pump	
Option 7		
	Certified Power FEPTO Drive Line Kit	\$256.00
4. Hydraulic Reservoir and Valve Enclosure	Make: _Certified Power Model: ServiceGuard Combo	
Option 1 Note: Frame Mount Combination w/ No Tool Cover	Capacity: 35 Nom. Gallon Stainless ILO Black IDOT	\$997.00
Option 2 Note: Frame Mount Combination w/ No Tool Cover	Capacity: 30 Nom. Gallon SS =<Class 6 A/R IDOT	\$1806.00
Option 3 Recirculation w/ Parker FF Fittings 35g ONLY	Recirculation w/ Parker FF Fittings 35g ONLY	\$2015.00
Option 4 DEDUCT for NO 35 gallon SVGD Enclosure	DEDUCT for NO 35 gallon SVGD Enclosure	\$ <1000.00>
5. Filter Options	Make:_____ Model: _____	
Option 1	Parker 1" Hi Pressure Inline Filter 7 micron	\$745.00
Option 2	Schroeder 80gpm 10 micron In Tank Filter	\$15.00
Option 3	Full Flow Spin on Return Filter Assembly	\$37.00

CCD EXHIBIT A - SC-00003211 - Continued

Request for Proposal No. 0751A (2018)

Strategic Long-Term Procurement of Various Truck Bodies with Service and Parts Consideration

<p>6. Valve Section Options</p> <p style="padding-left: 20px;">Option 1</p> <p style="padding-left: 20px;">Option 2</p> <p style="padding-left: 20px;">Option 3</p>	<p>Make: _____ Model: _____</p> <p>Danfoss PVG32 Wing Section w/ LSRV + Harness \$738.00</p> <p>Danfoss PVG32 Plow Wing Section w/ LSRV + WPRV +Hrnss. \$795.00</p> <p>Danfoss PVG/BZ 32 (2) Section UBS NO Leak/STD + Hrnss. \$1499.00</p>	
<p>7. Cable Options</p> <p style="padding-left: 20px;">Option 1</p> <p style="padding-left: 20px;">Option 2</p> <p style="padding-left: 20px;">Option 3</p> <p style="padding-left: 20px;">Option 4</p> <p style="padding-left: 20px;">Option 5</p> <p style="padding-left: 20px;">Option 6</p> <p style="padding-left: 20px;">Option 7</p> <p style="padding-left: 20px;">Option 8</p> <p style="padding-left: 20px;">Option 9</p>	<p>Make: <u>CPI Harness</u> Model: _____</p> <p>SG07050722-003, 23' Auger Ext. w/Bulkhead \$126.00</p> <p>SG07050651 Splitter \$39.00</p> <p>SG07050316 8' 3 wire Ext. \$48.00</p> <p>SG07050740-001, 2m CAN Ext. \$39.00</p> <p>SG07050736 2m Ext. \$27.00</p> <p>SG07070374 Bulkhead \$28.00</p> <p>SG07070731-002, 16.5' Ext. \$72.00</p> <p>SG07050696 3m Fly \$47.00</p> <p>Anti-Ice 3 Lane Harness Pkg w/ AI Cartridge \$1696.00</p>	
<p>8. Miscellaneous Hydraulic Parts</p> <p style="padding-left: 20px;">Option 1</p> <p style="padding-left: 20px;">Option 2</p> <p style="padding-left: 20px;">Option 3</p> <p style="padding-left: 20px;">Option 4</p>	<p>Make: _____ Model: _____</p> <p>Low Oil Shutdown 100cc \$ 393.00</p> <p>Prewet Valve Cartridge and Harness \$ 188.00</p> <p>CCD Custom Plow Balance Manifold \$ 2567.00</p> <p>Plow Pressure Hose Relief \$ 173.00</p>	
<p>9. Electric Switch Packs for control of other optional items</p> <p style="padding-left: 20px;">Option 1</p> <p style="padding-left: 20px;">Option 2</p> <p style="padding-left: 20px;">Option 3</p> <p style="padding-left: 20px;">Option 4</p> <p style="padding-left: 20px;">Option 5</p> <p style="padding-left: 20px;">Option 6</p> <p style="padding-left: 20px;">Option 7</p> <p style="padding-left: 20px;">Option 8</p> <p style="padding-left: 20px;">Option 9</p> <p style="padding-left: 20px;">Option 10</p>	<p>Make: _____ Model: _____</p> <p>Add TouchGuard Programmable Switch Pkg w PDC \$ 582.00</p> <p>3 Sprague Rocker Switch Box w Harness \$ 290.00</p> <p>Low, Hot Oil and Low Filter Indicator Pkg \$ 446.00</p> <p>All Raise or 'Panic' Push Button \$ 143.00</p> <p>Power Distribution Pedestal Base Unit 443-008 \$ 592.00</p> <p>Power Distribution Wall Mount w/ Plastic View \$ 263.00</p> <p>Standard DA Joystick XDS Console \$ 333.00</p> <p>Mini DA Joystick MDC Console \$ 194.00</p> <p>3 Axis Single Stick \$ 1105.00</p>	
<p>Please see optional specifications and pricing for the following:</p> <p>1. Force America/Monroe Hydraulic System with Single Stick I-Grip The Monroe/Force system will include the Force SSC6100 can bus spreader control system.</p> <p>2. Force America Single Stick Control will include the SSC6100 can bus spreader control system.</p>	<p>Vaisala Surface Patrol Road/Air Temp</p>	<p>\$1,386.00</p>

CCD EXHIBIT A - SC-00003211 - Continued

Request for Proposal No. 0751A (2018)

Strategic Long-Term Procurement of Various Truck Bodies with Service and Parts Consideration

F.	Spare Parts: 1. Joystick controller (1) required.	Make: CIPQ Model: M22047__	\$ 1105.00
----	--	----------------------------	------------

CCD EXHIBIT A - SC-00003211 - Continued

Request for Proposal No. 0751A (2018)

Strategic Long-Term Procurement of Various Truck Bodies with Service and Parts Consideration

G.	<p>Inspection Trip:</p> <ol style="list-style-type: none"> 1. The City and County of Denver reserves the right to inspect at the cab and chassis and body fabricating plant during the construction of the first (1st) article prior to paint and delivery. 2. When the fabricating plant is located further than 200 road-miles from the City and County of Denver, the bidder shall include in the bid price all travel expenses to the fabrication plant for the inspection. 3. The City may select to send 4 representatives to inspect the 1st article. The provided costs shall be based on one (1) person per day and the City will determine how many representatives the inspection will require and how many days the inspection will require. 4. Inspection Trip Costs to include: <ol style="list-style-type: none"> a. Air fare per person: b. Surface transportation costs: c. Lodging per person per day: d. Meals per person per day: 5. Total cost per person for 1st article inspection trip: 	<p>Provide information:</p> <p>Distance to fabrication plant: 1250 miles Plant Location: <u>Monroe, Wisconsin</u></p> <p>Air Fare: \$850.00, Airline: <u>United</u></p> <p>Surface Transportation: \$200.00 per day, Mode: Car</p> <p>Lodging / day: \$200 per day, Hotel: AmericInn</p> <p>Meals / day: <u>\$85 per day</u></p>	<p>\$850.00</p> <p>\$200.00</p> <p>\$200.00</p> <p>\$85.00</p> <p>\$850.00 + \$240.00/ day</p>
----	--	--	---

CCD EXHIBIT A - SC-00003211 - Continued

Request for Proposal No. 0751A (2018)

Strategic Long-Term Procurement of Various Truck Bodies with Service and Parts Consideration

<p>Stake Bed Options</p> <p>Extra Heavy Duty Stake Bed Options</p> <ol style="list-style-type: none"> 1. Structural Steel Long Sills 2. Structural Steel Cross Members 12" on Center 3. 3/16" Diamond Plate Deck 4. 1/4"x2" steel Tie Down – Rub rail full length 5. 42" tall Stake Sides easily removable 6. Powder Coat Paint <p>8' wide x 12' long</p> <p>8' wide x 14' long</p> <p>8' wide x 16' long</p> <p>8' wide x 18' long</p> <p>8' wide x 20' long</p> <p>8' wide x 22' long</p> <p>8' wide x 24" long</p> <p>Options for above Stake Bed</p> <p>Option 1: LED Stop Tail Turn Backup Mounted in light boxes</p> <p>Option 2: Conversion Hoist 12' – 18' Model F18 Crysteel (NTEA Class F)</p> <p>Option 3: Conversion Hoist 14' – 20' Model ST400 Crysteel (NTEA Class H)</p> <p>Option 4</p> <p>Option 5</p>	<table style="width: 100%; border-collapse: collapse;"> <tr> <td style="width: 50%;"></td> <td style="width: 50%;"></td> </tr> <tr> <td style="text-align: center;">Yes</td> <td style="text-align: center;">No</td> </tr> <tr> <td style="text-align: center;">Yes</td> <td style="text-align: center;">No</td> </tr> <tr> <td style="text-align: center;">Yes</td> <td style="text-align: center;">No</td> </tr> <tr> <td style="text-align: center;">Yes</td> <td style="text-align: center;">No</td> </tr> <tr> <td style="text-align: center;">Yes</td> <td style="text-align: center;">No</td> </tr> <tr> <td style="text-align: center;">Yes</td> <td style="text-align: center;">No</td> </tr> </table> <p>Make: Rugby Model: Custom CCD</p>			Yes	No	Yes	No	Yes	No	Yes	No	Yes	No	Yes	No	<p>\$ Included</p> <p>\$ Included</p> <p>\$ Included</p> <p>\$ Included</p> <p>\$ Included</p> <p>\$6,475.00</p> <p>\$7,262.00</p> <p>\$7,866.00</p> <p>\$8,356.00</p> <p>\$9,460.00</p> <p>\$9,836.00</p> <p>\$10,325.00</p> <p>\$446.00</p> <p>\$9,580.00</p> <p>\$9,812.00</p>
Yes	No															
Yes	No															
Yes	No															
Yes	No															
Yes	No															
Yes	No															

CCD EXHIBIT A - SC-00003211 - Continued

Request for Proposal No. 0751A (2018)

Strategic Long-Term Procurement of Various Truck Bodies with Service and Parts Consideration

<p>Conventional Lift Gate</p> <p>Heavy Duty Electric over Hydraulic Lift Gate</p> <p>1. Gate Shall be of Steel Construction</p> <p>2. Platform 96" wide</p> <p>3. Powder Coat Paint</p> <p>2200 pound rating with 42" deep platform</p> <p>3300 pound rating with 42" deep platform</p> <p>4400 pound rating with 42" deep platform</p> <p>2200 pound rating with 48" deep platform</p> <p>3300 pound rating with 48" deep platform</p> <p>4400 pound rating with 48" deep platform</p> <p>Options for above Lift Gate</p> <p>Option 1</p> <p>Option 2</p> <p>Option 3</p> <p>Option 4</p> <p>Option 5</p> <p style="background-color: yellow;">Specifications above are not conducive to equipment requested. We offer the following -2- options for your consideration:</p> <p style="background-color: yellow;">Lift gates for smaller trucks: Ford F550 – GMC5500 Tommy Gate Model G2 1300 LB with option for 1600 LB Application suitable for flatbed, van, service body Specifications attached.</p> <p style="background-color: yellow;">Lift gates for larger Class 6 trucks: Tommy Gate Model 89-25-BFTP60 Capacity 2500 LB with option for 3000 LB Option for platform size up to 70" Application suitable for flatbed and van trucks. Specifications attached.</p>	<table style="width: 100%; border: none;"> <tr> <td style="width: 50%; border: none;">Yes</td> <td style="width: 50%; border: none;">No</td> <td style="border: none;"></td> </tr> <tr> <td style="border: none;">Yes</td> <td style="border: none;">No</td> <td style="border: none;"></td> </tr> <tr> <td style="border: none;">Yes</td> <td style="border: none;">No</td> <td style="border: none;"></td> </tr> </table> <p>Make: _____ Model: _____</p> <p>Capacity: _____ - lbs.</p> <p>Capacity: _____ - lbs.</p> <p>Capacity: _____ - lbs.</p> <p>Capacity: _____ - lbs.</p> <p>Capacity: _____ - lbs.</p> <p>G2 1300 # Capacity w/ 41" Platform</p> <p>G2 1600# Capacity w/ 41" Platform</p> <p>Option to above 41" Aluminum Platform</p> <p>LED Light kit with Dual Control</p> <p>Tommy Gate 2500 # Capacity w/ 60" Platform</p> <p>89-30-BFTP60 3000# Capacity w/ 60" Platform</p> <p>Options to above: 70" Platform</p> <p>Dual Control Only</p> <p>Above bed travel</p>	Yes	No		Yes	No		Yes	No		<p>\$ N/A _____</p> <p>\$ N/A _____</p> <p>\$ N/A _____</p> <p>\$ N/A _____</p> <p>\$ N/A _____</p> <p>\$ N/A _____</p> <p>\$ N/A _____</p> <p>\$ N/A _____</p> <p>\$ N/A _____</p> <p>\$ N/A _____</p> <p>\$ N/A _____</p> <p>\$ N/A _____</p> <p>\$ N/A _____</p> <p>\$ 4,550.00</p> <p>\$ 4,750.00</p> <p>Add \$725.00</p> <p>Add \$875.00</p> <p>\$9,950.00</p> <p>\$10,450.00</p> <p>Add \$650.00</p> <p>Add \$270.00</p> <p>Add \$350.00</p> <p style="text-align: right;">64</p>
Yes	No										
Yes	No										
Yes	No										

CCD EXHIBIT A - SC-00003211 - Continued

Request for Proposal No. 0751A (2018)

Strategic Long-Term Procurement of Various Truck Bodies with Service and Parts Consideration

<p>Warning Lights</p> <p style="padding-left: 20px;">Whelen LED Lighting Options (no approved equal)</p> <p style="padding-left: 40px;">1. LED Light Bar with Controller</p> <p style="padding-left: 60px;">Option 1 JV2AAAA 56"</p> <p style="padding-left: 60px;">Option 2 JV4AAAA 44"</p> <p style="padding-left: 60px;">Option 3 JV8AAAA 50"</p> <p style="padding-left: 40px;">Option 4</p> <p style="padding-left: 40px;">Option 5</p> <p style="padding-left: 40px;">2. LED Beacon</p> <p style="padding-left: 60px;">Option 1 L3HHAFCA (Amber)</p> <p style="padding-left: 60px;">Option 2 L31HBF (Blue)</p> <p style="padding-left: 60px;">Option 3 L360BDB (Branch Guard)</p> <p style="padding-left: 60px;">Option 4</p> <p style="padding-left: 60px;">Option 5</p> <p style="padding-left: 40px;">3. LED Surface Mount</p> <p style="padding-left: 60px;">Option 1 50A02ZAR (Amber - Rear)</p> <p style="padding-left: 60px;">Option 2 50B02ZBR (Blue - Rear)</p> <p style="padding-left: 60px;">Option 3 50A03ZAR (Amber - Front)</p> <p style="padding-left: 60px;">Option 4 50B03ZAR (Blue - Front)</p> <p style="padding-left: 60px;">Option 5 5BRUSH (Light Guard)</p> <p style="padding-left: 40px;">4. LED Arrow Stick</p> <p style="padding-left: 60px;">Option 1 TA166AL5 (Arrow Style)</p> <p style="padding-left: 60px;">Option 2 TAC815 (Straight Style)</p> <p style="padding-left: 60px;">Option 3</p> <p style="padding-left: 60px;">Option 4</p> <p style="padding-left: 60px;">Option 5</p> <p>Electric Switch</p> <p style="padding-left: 20px;">1. Electric Switch Pack to operate optional equipment</p> <p style="padding-left: 40px;">Option 1 PCCS9NP-LW</p> <p style="padding-left: 40px;">Option 2 6391106</p> <p style="padding-left: 40px;">Option 3 6391104</p> <p style="padding-left: 40px;">Option 4</p> <p style="padding-left: 40px;">Option 5</p>	<p>Make: Whelen Model: Justice</p> <p>**Price is installed with PCCS9NP-LW Controller</p> <p>Make: Whelen Model: 31 Series Super LED Beacon</p> <p>Make: Whelen Model: 500 Series LED</p> <p>Make: Whelen Model: Traffic Advisor</p> <p>Make: Whelen Model: Traffic Advisor</p> <p>Make: Whelen Model: 9 Switch Controller</p> <p>Make: Buyers Model: 6 Switch Controller</p> <p>Make: Buyers Model: 4 Switch Controller</p>	<p>\$3,185.00</p> <p>\$3,185.00</p> <p>\$3,185.00</p> <p></p> <p>\$1,174.00</p> <p>\$1,174.00</p> <p>\$200.00</p> <p></p> <p>\$325.00</p> <p>\$325.00</p> <p>\$325.00</p> <p>\$325.00</p> <p>\$110.00</p> <p>\$3,555.00</p> <p>\$950.00</p> <p></p> <p>\$415.00</p> <p>\$250.00</p> <p>\$250.00</p>
--	--	---

CCD EXHIBIT A - SC-00003211 - Continued

Request for Proposal No. 0751A (2018)

Strategic Long-Term Procurement of Various Truck Bodies with Service and Parts Consideration

<p>Pintle Hitch and Plate Options (use standards from above)</p> <p>Hitch Plate with D-rings</p> <p style="padding-left: 20px;">Option 1 ¾” Plate</p> <p style="padding-left: 20px;">Option 2 1” Plate</p> <p style="padding-left: 20px;">Option 3</p> <p style="padding-left: 20px;">Option 4</p> <p style="padding-left: 20px;">Option 5</p> <p>Pintle Hitch</p> <p style="padding-left: 20px;">Option 1 15 Ton Steel without air</p> <p style="padding-left: 20px;">Option 2 30 Ton Steel without air</p> <p style="padding-left: 20px;">Option 3 45 Ton Steel without air</p> <p style="padding-left: 20px;">Option 4 45 Ton Steel with air</p> <p style="padding-left: 20px;">Option 5</p>	<p>Make: OJ Watson Custom</p> <p>Make: Buyers</p> <p>Capacity: 30,000 - lbs.</p> <p>Capacity: 60,000 - lbs.</p> <p>Capacity: 90,000 - lbs.</p> <p>Capacity: 90,000 - lbs.</p>	<p>\$880.00</p> <p>\$1,100.00</p> <p>\$236.00</p> <p>\$331.00</p> <p>\$429.00</p> <p>\$686.00</p>
<p>Proposed Options:</p> <p>It is our intent to offer for your consideration product catalogs for the following suppliers:</p> <ul style="list-style-type: none"> Monroe Snow & Ice Control Weather Guard Accessories Whelen Lighting Boss Snow Equipment Buyers Products Schwarze Sweepers Force Hydraulics Reading Service Bodies <p>Attached are samples of pages in each catalog, as well as some price sheets. Pricing would be based upon suppliers list pricing, less a discount, coming to a net figure that would include freight. Labor would need to be negotiated for any parts or accessories that would be installed. This pricing structure would allow the City to purchase items and furnish the installation labor themselves.</p>		
		66

5.1 Electrical Systems:

- A. All non-factory wire connections (splices, connectors, etc.) shall be soldered and shrink tube insulated with adhesive/meltable sealant, thick wall polyolefin shrink tubing (3M EPS-300 or equal). No non-factory crimp connections allowed. No cutting or splicing into the factory wiring harnesses allowed.
- B. All accessories (strobe lights, operator controls, light bar, etc.) shall be wired through a 12-vDC constant-duty solenoid and controlled by bus bar mounted and permanently labeled auto-resetting circuit breakers. The solenoid shall be wired to the key switch.
- C. All dealer/vendor installed items, which require connecting into the vehicle's electrical system shall be done using an OEM factory modified wiring kit whenever possible.
- D. All non-factory wiring shall be encased in a totally sealed wiring harness (no plastic split loom) to prevent corrosion from magnesium chloride. The wiring harness shall be well secured to the truck with neoprene aircraft stainless steel tubing clamps. Rubber grommets shall be used at all areas where the wiring passes through areas that could damage the wiring. Unprotected wiring in any application is unacceptable.
- E. Electrical cables and wiring harnesses shall be neatly run and clamped with neoprene aircraft stainless steel tubing clamps. Clamp spacing shall not exceed 18-inches.
- F. Dielectric grease shall be applied to all electrical plug terminals and connections to reduce corrosion.

5.2 Fasteners:

- A. Grade 5 (SAE or USS) or 8.8 (metric) minimum, bolts, nuts, washers minimum. Vendor shall use Grade 8 or 10.9 for all critical areas or where good engineering practice suggests.
- B. All fasteners shall be zinc plated to prevent corrosion.
- C. Anti-Seize: all fasteners shall have Fel Pro C5A Anti-Seize compound applied before assembly to prevent corrosion, rusting, galling and aid in equipment servicing and repair.
- D. All fasteners shall be of appropriate length, diameter and strength (grade) for the application,
- E. Bolts and screws shall extend a minimum of 1-1/2 threads beyond the nut and maximum of 6 threads past the nut.
- F. Flat washers shall be used under bolt heads and nuts.
- G. Lock nuts (nylon insert, metal, slotted, castle nuts) shall be used lock-washers are not acceptable.

5.3 Hydraulic Systems:

- A. All hydraulic circuits shall be pressure relief protected.
- B. Hydraulic hoses shall be Parker 451ST SAE 100R17 (tight bend radius) 2-wire braid hose meeting SAE-100R16 specifications where the hose meets operational criteria or approved equal.
- C. Hydraulic hoses shall have swivel fittings on both ends. Hose ends shall be located to facilitate easy component replacement.
- D. High-pressure hydraulic hose shall not be used for suction lines.
- E. Close/tight radius 90° elbow fittings shall not be used if short, medium or long drop steel stem 90° elbow fittings can be used. Over use of 90° elbows shall not be permitted.

CCD EXHIBIT A - SC-00003211 - Continued

Request for Proposal No. 0751A (2018)

Strategic Long-Term Procurement of Various Truck Bodies with Service and Parts Consideration

- F. Hydraulic hoses and rigid lines shall be run parallel where possible; routing shall look neat and well planned.
- G. Rubber cushioned metal hydraulic clamps shall be used on all hydraulic ridged lines and hoses at proper intervals for supporting the line/hose 36" maximum distance. Clamps shall be securely mounted to the equipment.
- H. Hydraulic hoses and lines shall not be routed near exhaust, close to rotating components or over, around or through sharp edges. . Rubber grommets shall be used at all areas where the hydraulic lines through areas that could damage the lines.
- I. Galvanized fittings and thread tape shall not be used.
- J. Hydraulic hoses shall be covered with protective spiral nylon anti-chaffing wrap or sock type protective sleeves at all areas where chafing/rubbing could cause premature wear/failure.
- K. Hydraulic oil tanks shall magnetic drain plug, oil level and temperature gauge.
- L. Hydraulic hoses over 4' long shall be labeled on both ends for easy identification.
- M. Shut off valves ¼-turn on each side of filter.

5.4 All fabricated parts, brackets etc. shall have all sharp corners, edges etc. radiused or rounded for safety.

5.5 Welds:

- A. All welds shall meet AWS (American Welding Society) standards for the type weld, material joined and welding method.
- B. Weld joints shall have proper design and fit for the application.
- C. Welds joints shall have proper penetration and be smooth in appearance with no undercuts or overlaps at edge of weld.
- D. Weld joints shall be properly prepared with cut ends ground to remove all slag, create a smooth surface and beveled end.
- E. Welds shall be full length to prevent "rust bleed" from non-welded seams

6.1 Manuals/Equipment

Item	Description of Equipment	Offered Equipment	Cost
Training DVD	DVD or CD demonstrating and explaining the safe and proper use of the vehicle/equipment. 1. Cab and chassis.	Yes No	\$ <u> N/A </u>
Operators Manual Paper / or Web Based	One book per vehicle/equipment with "safe equipment operation" section for each component. 1. Cab and Chassis. 2. Ongoing Web Subscription by the Year	Paper Web Based Yes No Yes No	\$ <u> N/A </u> \$ <u> N/A </u>
Service/ Maintenance Manual Paper / or Web Based	Four complete sets per Contract (not per vehicle); binder required, 1. Manuals shall be provided for:	Paper Web Based	

CCD EXHIBIT A - SC-00003211 - Continued

Request for Proposal No. 0751A (2018)

Strategic Long-Term Procurement of Various Truck Bodies with Service and Parts Consideration

	<p>A. Cab and Chassis</p> <p>2. Manuals shall include complete and detailed information for maintenance of the equipment, including general information, specifications, troubleshooting guide, lubrication and required adjustments.</p> <p>3. Ongoing Web Subscription by the Year</p>	<p>Yes No</p> <p>Yes No</p>	<p>\$ <u>N/A</u></p> <p>\$ <u>N/A</u></p>
<p>Service/ Maintenance Manual on CD rom or DVD or Web Based</p>	<p>Four complete set; per Contract (not per vehicle)</p> <p>1. Manuals shall be provided for:</p> <p style="padding-left: 20px;">B. Cab and Chassis</p> <p>2. Manuals shall include complete and detailed information for maintenance of the equipment, including general information, specifications, troubleshooting guide, lubrication and required adjustments.</p> <p>3. New CD roms or DVDs shall be provided when information is updated, superseded or changed.</p> <p>4. Ongoing Web Subscription by the Year</p>	<p>Disk Web Based</p> <p>Yes No</p> <p>Yes No</p> <p>Yes No</p>	<p>\$ <u>N/A</u></p> <p>\$ <u>N/A</u></p> <p>\$ <u>N/A</u></p>
<p>Service/ Maintenance Manual on Internet Access, or Other Electronic Media</p>	<p>One complete set; per Contract (not per vehicle)</p> <p>1. Vendor shall provide access to the site for the length of time that the City owns the vehicle/equipment at a one-time up front cost to the City.</p> <p>2. Internet information shall include complete and detailed information for maintenance of the equipment, including general information, specifications, troubleshooting guide, lubrication and required adjustments.</p>	<p>Yes No</p> <p>Yes No</p> <p>If other Specify: _____</p> <p>_____</p> <p>_____</p>	<p>\$ <u>N/A</u></p>

CCD EXHIBIT A - SC-00003211 - Continued

Request for Proposal No. 0751A (2018)

Strategic Long-Term Procurement of Various Truck Bodies with Service and Parts Consideration

	<p>3. The hydraulic and electrical sections of the manuals shall be provided in a separate electrical/hydraulic binder. Both the hydraulic and electrical circuits shall have separate color coded schematics for each equipment function to show the flow of both electrical current and hydraulic oil.</p> <p>4. Ongoing Web Subscription by the Year</p>	<p>Yes No</p>	<p>N/A</p>
<p>Parts Manual Paper or Web Based</p>	<p>Two complete sets, per Contract (not per vehicle) binders required,</p> <p>1. Manuals shall be provided for:</p> <p style="padding-left: 20px;">A. Cab and Chassis</p> <p style="padding-left: 20px;">B. Equipment and Body</p> <p>2. Illustrated parts book shall be furnished containing data so that part numbers can be readily found for each system.</p> <p>3. Ongoing Web Subscription by the Year</p>	<p>Paper or Web Based</p> <p>Yes No</p> <p>Yes No</p> <p>Yes No</p>	<p>\$ NA</p> <hr/> <p>\$ 200.00</p> <hr/> <p>\$ 200.00</p>
<p>Parts Manual on CD rom or DVD or Web Based</p>	<p>One complete set, per Contract (not per vehicle) illustrated parts book shall be furnished containing data so that part numbers can be readily found for each system.</p> <p>1. Information shall be provided for:</p> <p style="padding-left: 20px;">A. Cab and chassis</p> <p>2. Parts manuals shall include complete and detailed information for replacement parts for the equipment, including general information, specifications ordering guide lines and superseded parts information.</p> <p>3. New CD roms or DVDs shall be provided when information is updated, superseded or changed.</p> <p>4. Ongoing Web Subscription by the Year</p>	<p>Disk Web Based</p> <p>Yes No</p> <p>Yes No</p> <p>Yes No</p>	<p>\$ N/A</p> <hr/> <p>\$ N/A</p>
<p>Parts Manual on Internet Access, or Other Electronic Media</p>	<p>One complete subscription; per Contract (not per vehicle)</p> <p>1. Internet information shall allow the City 24 hour 7 days/week including holidays access from its main maintenance facility and all its satellite maintenance facilities.</p> <p>2. Internet information shall include complete and detailed information for parts for the:</p>	<p>Access Information: 7 days/week including holidays Yes No</p>	

CCD EXHIBIT A - SC-00003211 - Continued

Request for Proposal No. 0751A (2018)

Strategic Long-Term Procurement of Various Truck Bodies with Service and Parts Consideration

	A. Cab and Chassis B. Equipment and Body 3. Internet information shall cover vehicle/equipment, shall include general parts information, parts specifications, ordering guide lines and superseded parts information. 4. Vendor shall provide access to the site for the length of time that the City owns the vehicle/equipment at a one-time up front cost to the City. 5. Parts manuals shall include complete and detailed information for replacement parts for the equipment, including general information, specifications ordering guide lines and superseded parts information. 6. Ongoing Web Subscription by the Year	Yes No Yes No Yes No Yes No If other Specify: _____ _____ Yes No	\$ <u>N/A</u> \$ <u>N/A</u>
New Equipment Check-in Form:	The successful vendor shall complete the City's "New Equipment Check-in Form" completely and accurately with all requested information.	- -	

6.2 Operator and Mechanics Training

Item	Description of Equipment	Offered Equipment	Cost
On Site Equipment Manufacturers Training	On site the vendor shall insure that the equipment manufacturers training representative, after delivery of the equipment Contacts Fleet Maintenances training manager to coordinate equipment training.	<u>Offered by Monroe</u> <u>Hydraulic Manufacturer</u> <u>OJ Watson Company Inc.</u> <u>1 Year Free</u>	\$Cost after 1 year to be negotiated
Fleet Maintenance Training Manager	Mr. Felix Espinosa, Telephone: 720.865.3912 Contact time: 8:00 am to 3:00 pm M-F	_____ _____ _____	
Training Requirements	Training shall consist of factory training materials, classroom and actual field training on the equipment for the equipment operators and supervisors.	<u>Offered by Monroe</u> <u>Hydraulic Manufacturer</u> <u>OJ Watson Company Inc.</u> <u>1 Year Free</u>	\$Cost after 1 year to be negotiated

CCD EXHIBIT A - SC-00003211 - Continued

Request for Proposal No. 0751A (2018)

Strategic Long-Term Procurement of Various Truck Bodies with Service and Parts Consideration

On Site Mechanics Training	On site mechanics training shall be 2 classes, approximately 8 hours, 2 shifts total provided at City facilities. The training shall cover maintenance and service procedures, trouble shooting and use of manuals.	<table border="1" style="width: 100%; border-collapse: collapse;"> <tr><td>Offered by Monroe</td></tr> <tr><td>Hydraulic Manufacturer</td></tr> <tr><td>OJ Watson Company Inc.</td></tr> <tr><td>1 Year Free</td></tr> <tr><td> </td></tr> <tr><td> </td></tr> </table>	Offered by Monroe	Hydraulic Manufacturer	OJ Watson Company Inc.	1 Year Free			\$Cost after 1 year to be negotiated
Offered by Monroe									
Hydraulic Manufacturer									
OJ Watson Company Inc.									
1 Year Free									

7.0 Warranty

7.1 General Warranty Provisions

WARRANTY (Table 1) Class 7 & 8 Vehicles		Complies (Y or N/A)
A.	Express warranty is to be a minimum of 12 months on the vehicle/equipment. The standard factory warranty plan shall be provided as an attachment to your bid proposal	Y
B.	The Warranty is to include at no cost to the City of Denver, all parts and labor, and no charge for work performed at the vendors facility	Y
C.	Warranty shall start when the City places the vehicle into service NOT on the delivery date. Taking an exception may make bid non-compliant.	Y
D.	Warranty plans shall consist of the total unit and be broken out to a separate plan for each warranty item if applicable, such as engine warranty plan, transmission warranty plan, electrical, etc.	Y
E.	Options listed shall be bid and provided as factory installed under the terms of the full factory-backed warranty. This includes, but is not limited to: air conditioning, radios, cruise control, bumpers, towing packages etc. Dealer-installed options will not be permitted unless pre-approved by the City in writing and, where applicable, indicated on bid sheet as a "dealer installed" non-factory item.	Y
F.	Bidder will be responsible for warranty repair of all installed options/auxiliary equipment included in the bid that has a standard warranty that is less than the standard warranty for the base vehicle/equipment	Y
G.	Bidder shall use a single, local factory authorized dealership that will accomplish or coordinate required warranty work. The dealership must have a minimum of 1-year experience as a factory authorized vendor for like equipment being bid. Warranty parts shall be available and supplied within 24 hours	Y
H.	If applicable, bidder shall provide a plan for the City to be reimbursed if the work can be done by the City on site. The current shop rate is \$65.00/hour, not to exceed \$85.00/hour. (Enter a response of N/A if not available)	Y
I.	The bidder shall respond to request for warranty assistance within twenty-four (24) hours.	Y

CCD EXHIBIT A - SC-00003211 - Continued

Request for Proposal No. 0751A (2018)

Strategic Long-Term Procurement of Various Truck Bodies with Service and Parts Consideration

J.	Warranty work shall be accomplished within an appropriate length of time (generally less than 3 working days for everything other than major component repair such as a transmission rebuild) and shall be coordinated with an authorized City representative	Y
K.	During the entire warranty period, if the unit requires transportation to a repair facility, the vendor/sub-vendors shall be responsible for all transportation at "NO COST" to the City and County of Denver. This includes transporting the unit back to the City's domicile location after repairs are complete. If an alternate is bid, charges to the City of Denver shall be listed (e.g. mileage, travel, labor, etc.). Even if an alternate is bid, in NO CIRCUMSTANCES will the City and County of Denver be responsible for transporting a unit greater than 25 miles from the center of Denver. For purposes of these warranty provisions, the center of Denver is defined as the City and County Building located on the corner of Colfax and Bannock Street.	Y
L.	The item(s) procured by the City pursuant to this Bid Proposal shall, in addition to being subject to the express warranties referenced above, be subject to all implied warranties arising by operation of law under State of Colorado and Federal law, including but not limited to the implied warranty of merchantability and, to the extent applicable, the implied warranty of fitness for a particular purpose arising under the Colorado Uniform Commercial Code, Title 4, Colorado Revised Statutes. The bidder shall in no event attempt to limit or disclaim any of such implied warranties under this Bid Proposal, and any attempt to do so will render the bidder's bid non-responsive under this Bid Proposal.	Y
M.	This warranty in Table 1 and Table 2, is IN ADDITION to factory warranties on the vehicle and components	Y

7.3 Fleet Defects

WARRANTY - (Table 2) Fleet Defect Clause, Class 7 & 8 Vehicles	
A.	Definition: If during the warranty period, thirty percent (30%) of the total number of units delivered have the same part(s) and/or components failure requiring replacement and/or modifications, caused by defects in Design, Testing, Material, and/or Workmanship, then this "Fleet Defect Clause" goes into effect.
B.	Remedy: Following notification of a Fleet Defect, the vendor shall develop and implement a plan that either reengineers, modifies, or replaces the defective parts/ systems, such that the identified problem is cured and the operation of the vehicle/equipment is not altered. When alterations are required to cure the defect, those alterations that change or modify the original bid specifications must be approved by the City and County of Denver prior to execution. The vendor will pay for all necessary labor and materials to repair, modify, and/or "update" all vehicles/units in this group. The vendor shall also propose a work schedule that is mutually agreed upon by the City of Denver that corrects the fleet deficiency within 30 days or a mutual agreed upon schedule.
C.	Exceptions: Fleet defects will not apply to minor aftermarket accessories specified by the City of Denver and installed per instructions/specifications. Examples include: toolboxes, spotlights, bed-liners, etc.
D.	Mitigation: Should the vendor become non responsive to the City's notification of a Fleet Defect, the City may employ several options. (1) After

CCD EXHIBIT A - SC-00003211 - Continued

Request for Proposal No. 0751A (2018)

Strategic Long-Term Procurement of Various Truck Bodies with Service and Parts Consideration

	notifying the vendor in writing of The City's intent to mitigate its circumstances, the City may choose to perform its own warranty work and seek reimbursement for both parts and labor. (2) On major components, such as engine, transmission, air conditioning, etc., the City may choose to have the repairs performed by an authorized dealer and vendor shall reimburse the City for any parts or labor not covered by other warranty.
E.	Outside Metro-Denver: Vendor will pay for all transportation costs if unit(s) must be sent out of the Denver area for repairs. The City and County of Denver reserves the right to inspect unit(s) before returning back to Denver. The City and County of Denver also reserves the right to send at least one employee, without cost to the City, to inspect the repair(s) before unit is released back to the City.
F.	Expired Warranties: Units that have mutually agreed upon warranty defects during the warranty period will continue to be repaired until completed. If an on-going remedy continues past the warranty date the repairs will continue under warranty until completed or cease at a time agreed upon by the vendor and City and County of Denver.

7.4 Warranty Options

		WARRANTY Options (Table 3) Class 7 & 8 Vehicles		
Cost of Factory Extended Warranties	Please indicate in the columns below the additional cost of an extended warranty for all applicable components listed in the left hand column.			
	Inc = Included N/A = Not available			
		Two Years	Three Years	Five Years
A.	Cab and Chassis			
B.	Engine			
C.	Transmission			
D.	Drive Train			
E.	Suspension			
F.	Air Conditioning			
G.	Electrical Components			
H.	Other			
I.	Notes:			

CCD EXHIBIT A - SC-00003211 - Continued

Request for Proposal No. 0751A (2018)

Strategic Long-Term Procurement of Various Truck Bodies with Service and Parts Consideration

7.5 **Warranty Service Locations:** Warranty repair parts and service shall be available locally at an established factory authorized dealership meeting requirements of Table 1 Section 7.

A. Cab & Chassis: Dealership Name: _____ Telephone #: _____
Street Address: _____ City: _____

B. Dump Body System: Dealership Name: OJ Watson Company Inc. Telephone #: 303-295-2885
Street Address: 5335 Franklin St City: Denver, CO 80216

8.1 **Heavy Duty Vehicle Delivery Documentation:**

Delivery Documentation (GVWR 26,000-Lbs and Above Heavy Duty)	
A.	Vehicles ordered under this specification shall be complete and delivered to CITY AND COUNTY OF DENVER, Fleet Management Division. All prices quoted must be quoted at a firm price F.O.B. Denver, Colorado, 5440 Roslyn St. Building C.
B.	Vendor shall supply at acceptance and delivery of vehicle. <ol style="list-style-type: none">1. Bill of Sale (aka invoice, buyers order)2. Original MSO (Manufacturers Statement of Origin)3. Application for Title and/or Registration, Colorado Dept of Revenue form DR2395 (02-22-11)4. Odometer Disclosure Statement, Colorado Dept of Revenue form DR2407 (09-07-05)5. Letter of Certification on Vendor Letterhead (Required for Incomplete Vehicles) with added bodies etc, describes the final configuration of the vehicle)6. Air Brake inspection form required for any vehicle with air brakes or truck units capable of towing trailers greater than 10,000-Lbs7. Standard Sales Tax Receipt.8. DOT inspection form.9. Temporary License Plate.10. New Equipment Check-in Form/ Vendor Supplied Information on the Vehicle. Form provided by Fleet contact Dolores @ 720.865.390311. Copy of City Purchase Order.12. All Keys ordered for the Vehicle and Sundries, i.e. toolboxes etc.13. All Manuals repair, parts, owners and/or CD's/DVD's etc14. Vehicle Warranty information and receipt for optional warranty.15. Receipts and Warranty information for vendor Installed/supplied components (lift gates, snowplows, lighting equipment etc)

CCD EXHIBIT A - SC-00003211 - Continued


Request for Proposal No. 0751A (2018)

Strategic Long-Term Procurement of Various Truck Bodies with Service and Parts Consideration

C.	For an "Incomplete Vehicle" (cab & chassis) add the following: <ol style="list-style-type: none">1. Verification of Vehicle Identification Number (VIN), Colorado Dept. of Revenue form DR2087.2. Statement of Fact for incomplete vehicles with added bodies etc, describes the final configuration of the vehicle.3. Original weight slip
D.	Delivery Monday through Friday between 8:00am and 1:00pm. Location: CITY AND COUNTY OF DENVER Fleet Management 5440 Roslyn St. Building C Denver, CO 80216 Contact person to coordinate delivery: TBD

CCD EXHIBIT A - SC-00003211 - Continued

9.0 Complete Cost for Up-fit Sections Provided and Delivery

<p>Total Cost Pricing Include:</p> <ul style="list-style-type: none">○ All of Sections 3.1 –<ul style="list-style-type: none">● 3.1: Base 15 yd. Live Floor Dump Body Equipment● 3.2: Underbody Hoist● 3.3: Hydraulic System and Controls● 3.4: Tarp System● 3.5: Pintle Tow Hook● 3.6: Snowplow System Monroe 10-ft Snowplow● 3.7: Monroe Flat Plate Hitch● 3.8: Monroe Snowplow Misc.● 3.9: Sundries <p>Do Not Include:</p> <ul style="list-style-type: none">○ Optional Equipment – Section 4.0○ Manual Cost (s) – Section 6.1○ Operator and Mechanics Training – Section 6.2○ Warranty Cost (s) – Section 7.4	<p style="text-align: center;">TOTAL COST FOR ALL ITEMS TO BE INCLUDED (LISTED IN THE LEFT COLUMN)</p> <p>Authorized Signature: </p>	<p style="text-align: center;"><u>\$108,439.00</u></p>
--	---	---

Note: See attached OJ Watson Letterhead that show volume discounts that are applicable to the base bid only.