



11/19/2018

Members of the Special Issues Committee on Marijuana,

I humbly request your support of the Social Consumption Task Force recommendations on Monday at the Special Issues Committee on Marijuana and move them to the full City Council so that I 300 can function as it was intended by the voters. I seek to open Utopia: All Natural Wellness Spa and Lounge. A place for people like my dad, facing a terminal diagnosis to find hope and healing. I seek to give medical marijuana patients a place where they can access high quality self care services and people who can direct them to physicians who work with Cannabis, education, best practices, and resources. Please see the first attachment. I'd like you to meet my dad Jeff. He died in February of 2015. This picture was about 8 months before he died. His journey with Lymphatic cancer was long and painful, lasting over five years from the original diagnosis. We chased his tumors with round after round of chemo and radiation and surgery. My mom had no place to turn for help to learn how others were treating their cancer with Cannabis. Nobody would talk to him about Cannabis. She began making a tea for his feeding tube after researching online. This was to my utter dismay, until it helped him tremendously before my eyes. I watched the tumor on his neck shrink from the size of a grapefruit to a size of a golf ball. He died from pneumonia. His immune system was so compromised from all the chemo and radiation that he did not survive.

I-300 is about harm reduction and monitoring intoxication.

I was surprised and grateful to see that City Council's Health Committee just unanimously vote to send to the whole City Council a Denver initiated pilot program for the Safe Injection of Heroin, Meth and other highly addictive and toxic drugs... I believe they were called Safe Use Sites, or Safe Consumption Sites as they were referred. I am highly supportive of these efforts from a harm reduction standpoint and I was grateful to see so many members of City Council unanimously embrace what is essentially a social use program for lethal drugs with a high overdose rate as a harm reduction model where consumption is monitored.

It gives me great hope that City Council will apply their drug policy logic consistently. Specifically around the same harm reduction principles of monitoring use to ensure everyone's safety on Denver's already voter approved social consumption program by supporting our recommendations to allow the program to work and function properly. As we discussed in the task force, social marijuana consumption is happening underground all over this City with sometimes hundreds of people getting together to consume without ventilation, monitoring for intoxication, ensuring safe rides or that dual use of alcohol is not occurring. I am invited daily to multiple events that happen all over the City. They are proliferating at a staggering pace without meeting any requirements for distance setbacks, health and safety, zoning, occupancy, fire, etc .

Everyone across the country is looking at us to get this right. There are so many places facing the same consumption problem as Denver. We are ground zero.

A safe place for patients to consume their medicine.

Utopia is about facilitating access to self care services, therapists, doctors and qualified people who can provide education and resources to patients who are looking to mindfully use Cannabis to treat themselves. This is so important for cancer patients and others who are facing terminal end-of-life diagnosis and doctors who have told them that they have no other options. With the property that was denied, I would be able to work closely with the dispensary owner on the separately zoned lot in the back to carry the kinds of products needed for patients. With this property I could not only help better control the product that is coming into the Designated Consumption Area but I can also provide a resource to patients in need of the products, strains and the delivery methods their doctor is recommending.

I am a Native to Colorado. I grew up Conservative. I actually voted against Amendment 64. My life changed forever after watching my dad's journey and becoming absorbed in the medical marijuana patient community after he died. Helping others find their way in the dark is cathartic for my soul. Because of my work I am frequently sought out by a growing network of people for themselves or family members who are facing a terminal diagnosis for help in navigating Cannabis as a complimentary and/or alternative therapy. It is for this reason I volunteered in support of I300 during the campaign recognizing a huge need for the medical marijuana patient community. We have Veterans suffering from PTSD who are living in HUD housing who are being ticketed for smoking in the alleys and losing their housing in some instances. There are far more tenants than owners in Denver and each lease signed specifies that Marijuana cannot be consumed in their dwelling. This poses significant challenges for residents, owners, local businesses and the community at large. My doors will be open to the tainted and misunderstood. Those suffering from illnesses as well as addictions to far more toxic substances will find access to the same self care services and methods of using Cannabis to mindfully treat themselves.

Functional Business Models

With this in mind I put together a functional business model that combines alternative and complimentary and therapeutic services like massage, reiki, acupuncture and combined it with access to a designated consumption floor for yoga, meditation, life coaching, spiritual counseling, end of life counselors, speakers, healers and more. To date I have collected over two dozen letters of interests from various practitioners, healers, and instructors who want to lease space from the designated consumption area. I have since been approached by another half dozen or so business owners who have found themselves in the same place. They all have viable business models with a lot of interest and no where to go.

A real conversation about Marijuana toxicity compared to other substances in the market today

I have attached a study from the American Medical Association with regard to the safety and efficacy of medical marijuana and the latest research available on children. The findings conclude that much of the early research showing harm in children has been overstated and that more research should be done in understanding the medical efficacy of the treatment of marijuana in pediatric patients with intractable epilepsy, cerebral palsy and a who host of neurological conditions. This is important in understanding Also attached is a graph from Ben Kingsley's Medical Cannabis Primer. This graph demonstrates the lethal toxicity level of frequently used substances available in the market. They stopped testing Cannabis at around 1,000 times a normal dose because it came nowhere close to lethal. This is compared to alcohol and many frequently prescribed opioids which tested lethal at 10

times a normal dose. I have also attached the latest review of the data with regard to Marijuana and the developing brain from the American Medical Association. The surmise that harm to developing brain may have been overstated and more research is needed. I don't want to inundate you with data, Google Scholar is a great resource for Cannabis and any condition...cancer, neurological Parkinson's disease, etc. for the latest research available and how people are using it to treat themselves.

A Neighborhood Embracing Social Use

The final attachments are the letter from the day care for which my application was denied for being 982 feet away. They supported my model and asked to NOT be the reason for the denial of the license. Also attached is my good neighbor agreement, and a declaration of support from every eligible Registered Neighborhood Organization in the neighborhood. I want nothing more than to work with all of you to make Denver look good regulating social consumption. I want nothing more than to help get this right.

Please support the Task Force's recommendations on I300 and vote to send them to the full City Council.

Thank you SO much for your work, your consideration. I would be grateful for the chance to answer any questions.

Cindy Sovine
CEO, Utopia All Natural Spa & Lounge
cindy@sovineconsulting.com
720-290-5327



*Third Way Center offers
truth and hope to
high risk, mentally ill,
disadvantaged and often
homeless adolescents
and their families*

November 17, 2017

Ashley Kilroy, Director
Denver Department of Excise and Licenses
201 W. Colfax Ave.
Room 2.H.9, Dept. 206
Denver, CO 80202

RE: Potential Designated Consumption Area ("DCA") Application for 1244 Grant Street,
Denver, CO

Dear Director Kilroy:

I represent the Third Way Center, an organization that assists high risk and disadvantaged adolescents and their families. Our organization currently holds a Denver-issued child care center license for our facility at 1133 Lincoln St., Denver, CO. After a productive meeting with potential DCA applicant, Ms. Cindy Sovine-Miller, it is my understanding that Section 3.02(b) of the Denver Department of Excise and Licenses ("Denver EXL") Rules Governing Marijuana DCAs may prohibit Ms. Sovine-Miller from applying for a DCA permit for the property located at 1244 Grant St., Denver, CO, due to the proximity of our facility at 1133 Lincoln Street. It appears that our 1133 Lincoln Street location is approximately 980 feet from 1244 Grant St.

The Third Way Center does not believe that Ms. Sovine-Miller's proposed DCA at 1244 Grant St. poses a risk to our tenants at 1133 Lincoln St., which is located several blocks away. We therefore respectfully request that you waive or otherwise exempt Ms. Sovine-Miller's DCA application from this proximity restriction as it relates to our 1133 Lincoln Street location. Please feel free to contact me if you have any questions.

Sincerely,

A handwritten signature in dark ink, appearing to read "D. F. Eisner", is written over a horizontal line.

David F. Eisner
Executive Director, Third Way Center

GOOD NEIGHBOR AGREEMENT

This Good Neighbor Agreement is entered into by and between Capitol Hill United Neighborhoods, INC., (CHUN), Cultural Arts Residential Organization (CARO), The Unsinkables, and The Shire of Capitol Hill (SHIRE)*, all registered neighborhood organizations located in the City and County of Denver hereinafter referred to as "RNOs", and Utopia All Natural Wellness Spa and Lounge, LLC, a Colorado Limited Liability Company located at 1244 Grant Street, Denver Colorado 80203 hereinafter referred to as the "Applicant" or "Utopia". Applicant and RNOs are collectively referred to as the "Parties".

RECITALS

A. RNOs are Registered Neighborhood Organizations with boundaries which include the premises located at 1244 Grant Street, Denver, Colorado. RNOs have been engaged in efforts to protect and improve the safety and quality life in the neighborhood surrounding 1244 Grant Street and the Parties want to continue to protect and improve the safety, health, welfare, morals and quality of life in the neighborhood.

B. The Applicant has applied for a Cannabis Consumption Permit with the City and County of Denver Department of Excise and Licenses for the premises located at 1244 Grant Street, which includes an outdoor designated consumption area (Outdoor DCA).

C. Applicant wants RNOs to refrain from opposing the Permit applied for.

NOW THEREFORE, in consideration of the mutual agreements and covenants contained herein, the Parties agree as follows:

1. RNOs shall support, by letter and/or testimony, Utopia's application for a Cannabis Consumption Permit to include an Outdoor Designated Consumption Area (Outdoor DCA) requested from the Denver Department of Excise and Licenses.

2. Utopia shall stop any music/amplified sound in the Outdoor DCA at 10:00 PM Sunday through Thursday and 11:00 PM Friday and Saturday, and shall not have any live music in the Outdoor DCA at any time.

3. Utopia shall discontinue all service and close the Outdoor DCA to patrons at 10:00 PM Sunday through Thursday and 11:00 PM Friday and Saturday.

4. Utopia shall not re-open the Outdoor DCA to patrons nor play any music/amplified sound in the outdoor DCA prior to 10:00 AM every day of the week.

*Although SHIRE has not been in existence for more than two years, the RNO wishes to join its fellow RNOs in non-opposition to the application of the Cannabis Consumption Permit. The RNO was not created for the primary purpose of supporting this permit.

5. Utopia shall discontinue all service and close the non-outdoor DCA portion of its premises to patrons daily at midnight (12:00 AM) and shall not reopen it prior to 6 AM daily.

6. Utopia's Odor Control Plan required by the Department of Excise and Licenses Rules Governing Marijuana Consumption Areas shall include the Outdoor DCA.

7. Utopia acknowledges that its Premises are adjacent and surrounded by residential apartments, and commercial establishments. In order to resolve complaints or alleged violations if any, the parties agree to meet to resolve the issues. Notice of the alleged complaint or violation shall be provided to the owner/manager of Utopia by the RNO(s) within fifteen (15) days of the alleged violation or complaint. The Applicant shall have thirty (30) days thereafter to cure the alleged violation or complaint. If the RNOs and the Applicant are unable to resolve the alleged complaint or violation, the Parties agree that the issues shall be referred to mediation through the City and County of Denver.

Conditions to be placed on the face of the permit

a. All Parties, request the Department of Excise and Licenses to include on the face of the permit, paragraphs 2, 3, 4, 5 and 6 above, as conditions upon any Cannabis Consumption Permit issued to Utopia for 1244 Grant Street.

Utopia All Natural Wellness Spa and Lounge, LLC
A Colorado Limited Liability Company

By: Cindy Sovine
Cindy Sovine

Dated: 1/3/18

Title: President & CEO

Capitol Hill United Neighborhoods, Inc. (CHUN)
A Colorado 501(c)(3) Non-Profit Organization

By: Travis Leiker
Travis Leiker
Title: Co-President

Dated: 12/17/2017

By: _____
Title: Co-President

Dated: _____

By: Mark Cossin
Mark Cossin
Title: Co-President

Dated: 12-14-17

Cultural Arts Registered Neighborhood Organization (CARO)
A Denver Registered Neighborhood Organization

By: Mary-Jane Giordano
Mary-Jane Giordano
Title: President

Dated: 12-7-17

The Unsinkables
A Denver Registered Neighborhood Organization

By: Kathi Anderson
Kathi Anderson
Title: President

Dated: 12/7/2017

The Shire on Capitol Hill
A Denver Registered Neighborhood Organization

By: John Baecke
John Baecke
Title: President

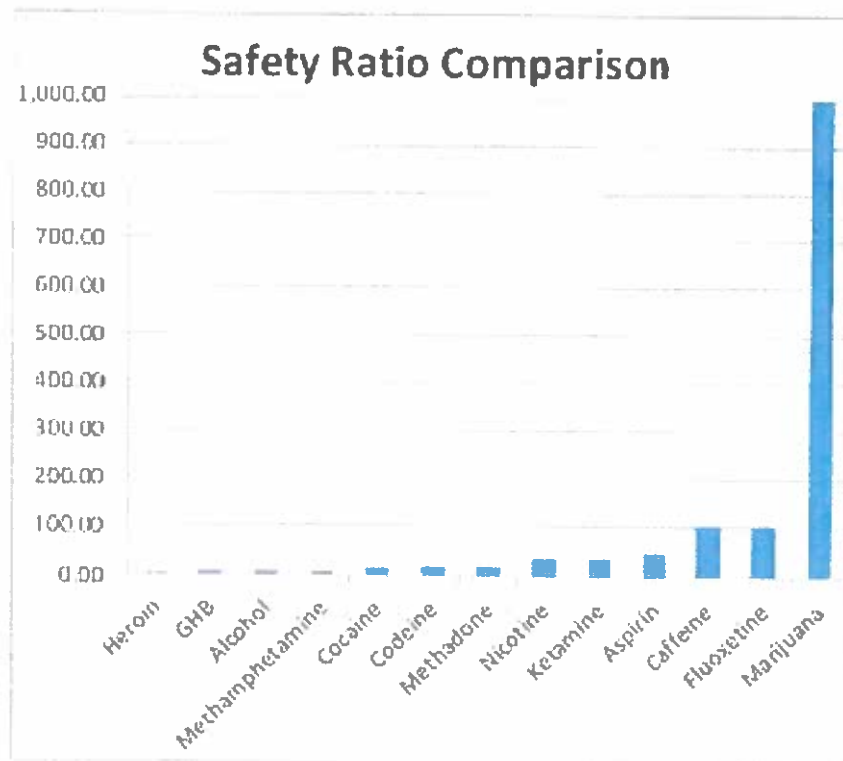
Dated: 12/10/17

Kingsley and Kingsley Medical Cannabis Primer

This graph demonstrates the toxicity of frequently used substances available today.

Most substances reach lethality at 20 times a regular 'dose'. The scientists stopped testing Marijuana at 1000 times a regular dose when it did not come anywhere near lethal toxicity levels.

Figure 12: Safety ratios of commonly abused psychoactive drugs



Association of Cannabis With Cognitive Functioning in Adolescents and Young Adults

A Systematic Review and Meta-analysis

J. Cobb Scott, PhD; Samantha T. Slomiak, MD; Jason D. Jones, PhD; Adon F. G. Rosen, BS; Tyler M. Moore, PhD; Ruben C. Gur, PhD

 Supplemental content

IMPORTANCE Substantial shifts in perception and policy regarding cannabis have recently occurred, with use of cannabis increasing while its perceived harm decreases. One possible risk of increased cannabis use is poorer cognitive functioning, especially in youth.

OBJECTIVE To provide the first quantitative synthesis of the literature examining cannabis and cognitive functioning in adolescents and young adults (with a mean age of 26 years and younger).

DATA SOURCES PubMed, PsycInfo, Academic Search Premier, Scopus, and bibliographies of relevant reviews were searched for peer-reviewed, English-language studies from the date the databases began through May 2017.

STUDY SELECTION Consensus criteria were used to determine study inclusion through abstract and manuscript review.

DATA EXTRACTION AND SYNTHESIS This study followed Meta-analysis of Observational Studies in Epidemiology guidelines. Effect size estimates were calculated using multivariate mixed-effects models for cognitive functioning outcomes classified into 10 domains.

MAIN OUTCOMES AND MEASURES Results from neurocognitive tests administered in cross-sectional studies were primary outcomes, and we examined the influence of a priori explanatory variables on variability in effect size.

RESULTS Sixty-nine studies of 2152 cannabis users (mean [SD] age, 20.6 [2.8] years; 1472 [68.4%] male) and 6575 comparison participants with minimal cannabis exposure were included (mean [SD] age, 20.8 [3.4]; 3669 [55.8%] male). Results indicated a small overall effect size (presented as mean *d*) for reduced cognitive functioning associated with frequent or heavy cannabis use (*d*, -0.25; 95% CI, -0.32 to -0.17; *P* < .001). The magnitude of effect sizes did not vary by sample age or age at cannabis use onset. However, studies requiring an abstinence period longer than 72 hours (15 studies; *n* = 928) had an overall effect size (*d*, -0.08; 95% CI, -0.22 to 0.07) that was not significantly different from 0 and smaller than studies with less stringent abstinence criteria (54 studies; *n* = 7799; *d*, -0.30; 95% CI, -0.37 to -0.22; *P* = .01).

CONCLUSIONS AND RELEVANCE Associations between cannabis use and cognitive functioning in cross-sectional studies of adolescents and young adults are small and may be of questionable clinical importance for most individuals. Furthermore, abstinence of longer than 72 hours diminishes cognitive deficits associated with cannabis use. Although other outcomes (eg, psychosis) were not examined in the included studies, results indicate that previous studies of cannabis in youth may have overstated the magnitude and persistence of cognitive deficits associated with use. Reported deficits may reflect residual effects from acute use or withdrawal. Future studies should examine individual differences in susceptibility to cannabis-associated cognitive dysfunction.

Author Affiliations: Department of Psychiatry, Perelman School of Medicine, University of Pennsylvania, Philadelphia (Scott, Slomiak, Rosen, Moore, Gur); Veterans Integrated Service Network 4 Mental Illness Research, Education, and Clinical Center at the Philadelphia VA Medical Center, Philadelphia, Pennsylvania (Scott, Gur); Department of Child and Adolescent Psychiatry and Behavioral Sciences, Children's Hospital of Philadelphia, Philadelphia, Pennsylvania (Jones).

Corresponding Author: J. Cobb Scott, PhD, Hospital of the University of Pennsylvania, 3400 Spruce St, 10th Floor, Gates Bldg, Philadelphia, PA, 19104 (scott1@penmedicine.upenn.edu).

Substantial shifts in the legality and public perceptions of cannabis have recently occurred in the United States. Cannabis use has increased, while the perception of its harms has decreased.^{1,2} In view of these trends, it is of considerable public health importance to delineate potential risks of cannabis use. However, scientific debates about physical and mental health consequences of cannabis remain unresolved. A critical question concerns potential cognitive dysfunction associated with cannabis use during adolescence and early adulthood, when use typically begins and substantial neurodevelopment continues to occur. To address this question, we conducted a meta-analysis specifically examining studies of cognitive functioning in adolescent and young adult cannabis users.

Adolescence is a period of dynamic neurobiological and behavioral changes. Substantial increases in cognitive capacities, particularly in executive functioning,³ occur alongside marked neurodevelopmental changes (eg, maturation of prefrontal networks) that continue into the mid-20s.^{4,5} Because of this prolonged neurodevelopmental period and the potential involvement of the endocannabinoid system in such changes,^{6,7} concerns have increased regarding use of cannabis during this putative critical period of brain development.^{8,9}

While there is consensus that acute cannabis intoxication results in cognitive deficits, residual cognitive effects from cannabis (ie, ones that persist after acute intoxication) are still debated, particularly after a period of abstinence. Numerous studies in adolescents and young adults have reported associations between frequent or early-onset cannabis use and poorer cognitive performance in tasks requiring executive functioning, attention, and episodic memory.¹⁰⁻¹⁴ However, findings are somewhat inconsistent,^{15,16} with several explanatory and confounding variables contributing to variability; these include psychiatric and substance use comorbidities, frequency of cannabis use, and length of abstinence.¹⁷⁻²⁰

Qualitative reviews of this literature have provided valuable insights, and most have concluded that adolescents and young adults are at heightened risk of cannabis-associated cognitive deficits, especially with early cannabis use.^{8,15,21,22} However, qualitative reviews can be selective; they rely primarily on statistical significance, typically do not conduct analyses of potential bias, and cannot provide accurate estimates of the magnitude of associations or influence of important variables that might contribute to variability in findings. Meta-analysis is a powerful method for synthesizing results across existing literature and examining whether explanatory variables affect variability in outcomes. Meta-analysis also addresses inconsistencies by standardizing outcomes and diminishing the effects of varying statistical power. To date, 3 meta-analyses of adult cannabis users exist,²³⁻²⁵ reporting small negative associations between attention, learning, memory, and executive functioning and frequent or heavy cannabis use. Yet effects were almost undetectable in studies that require users to maintain a few days to weeks of abstinence prior to assessment.^{23,24} However, a meta-analysis has not been conducted specifically in adolescents or young adults. In this study, we extend prior qualitative reviews by providing quantitative estimates of potential associations between heavy/

Key Points

Question Is frequent or heavy cannabis use associated with cognitive dysfunction in adolescents and young adults?

Findings This systematic review and meta-analysis of 69 cross-sectional studies of 2152 cannabis users and 6575 comparison participants showed a small but significant overall effect size for reduced cognitive functioning in adolescents and young adults who reported frequent cannabis use. However, studies requiring abstinence from cannabis for longer than 72 hours had a very small, nonsignificant effect size.

Meaning Although continued cannabis use may be associated with small reductions in cognitive functioning, results suggest that cognitive deficits are substantially diminished with abstinence.

frequent cannabis use and cognitive functioning in adolescents and young adults. We also examined potential associations between variability in effect sizes and a predetermined set of explanatory variables, including study design and subject characteristics proposed to influence cognition in cannabis-using youth.^{15,21,22}

Methods

Study Eligibility

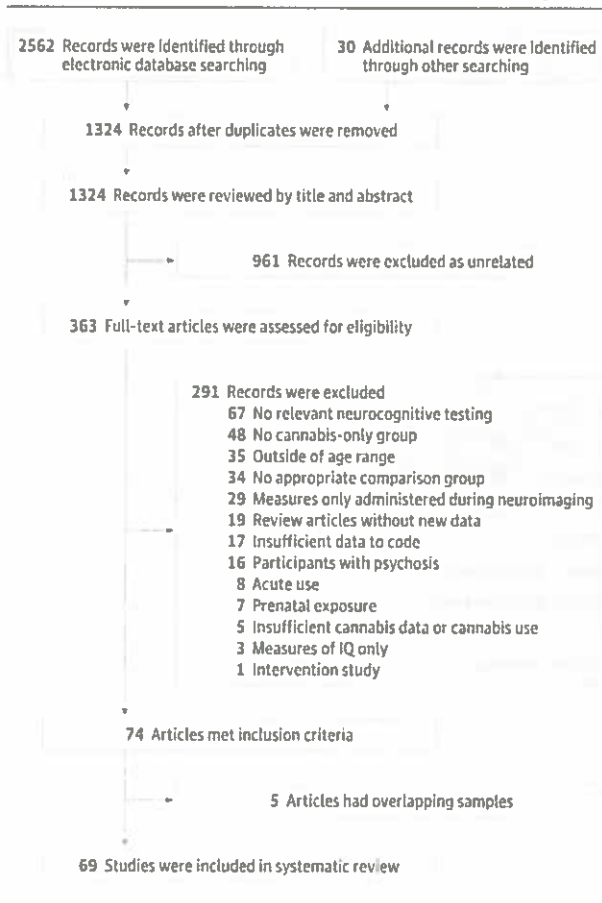
We followed Meta-analysis of Observational Studies in Epidemiology (MOOSE) guidelines.²⁶ We began by defining a priori meta-analysis study inclusion criteria as any study that (1) assessed human adolescents and/or young adults (with a mean age of 26 years or younger, to include potentially sensitive neurodevelopmental periods²²); (2) identified heavy, frequent, and/or problematic cannabis use as the primary variable of interest; (3) did not solely identify cannabis as a comorbidity to another substance use or mental health disorder; (4) did not focus on acute effects; (5) included an appropriate comparison group; (6) reported at least 1 standardized neurocognitive test; (7) was written in English; and (8) provided sufficient data to calculate effect sizes. These criteria were intentionally designed to provide a comprehensive representation of existing research while also allowing the empirical examination of relationships between variability in study methods or study samples and effect sizes. (Details are presented in the eMethods in the Supplement.)

Only observational, cross-sectional studies were included. Reliable estimates for longitudinal studies were indeterminable; there were few such studies, with heterogeneity in length of follow-up and methods of reporting cognitive data, and we believed that inference would be imprecise and unreliable with this small number of heterogeneous studies. However, baseline data from longitudinal studies were used where available.

Search Strategies and Study Selection

Systematic literature searches were independently conducted by 2 of us (J.C.S. and S.T.S.) in PubMed, PsycINFO, Academic Search Premier, and Scopus, beginning on December 10, 2016, and continuing until final searches were completed on May 12,

Figure 1. Flowchart of Searches for Studies Included in Meta-analysis



2017. The publication date range for included studies was from the database start date to May 12, 2017. The eMethods in the Supplement include an example full electronic search for PubMed. All identified articles were independently reviewed by the same 2 authors and supplemented by searches of qualitative reviews.^{8,15,21,22} Of the 2592 records initially retrieved, 363 full-text articles were assessed and 74 met inclusion criteria. After 5 studies with overlapping samples were removed, 69 studies were found to be eligible (Figure 1).

Data Extraction

Study information was independently extracted by 2 researchers (S.T.S. and J.D.J.), with discrepancies in coding resolved with by a third researcher (J.C.S.). Because certain cognitive domains may have different sensitivities to cannabis-associated effects,¹⁵ raters classified tests into domains based on evidence of construct validity. These domains were attention, learning, delayed memory, speed of information processing, verbal/language, visuospatial, motor functioning, and executive functioning (eMethods in the Supplement). To examine specific subcomponents of executive functioning, this domain was separated into abstraction/shifting, updating/working memory, and inhibition subdomains based on a well-supported model of executive functioning.^{27,28} See eTable 1 in the Supplement for tests in each cognitive domain.

Effect Size Calculation

We used the standardized mean difference statistic (d) as the measure of effect size, applied Hedges and Olkin correction for small sample bias,²⁹ and used the variance for each d to determine a weighting factor for the unbiased effect size. Measures where low scores indicated better performance were adjusted so that a negative d indicated worse performance in the cannabis group.

Funnel plot tests and exploratory analyses were conducted to examine potential small study bias including the method of Egger et al³⁰ to test for small study effects. Since no trim-and-fill method exists for multivariate mixed-effects meta-analysis, the Duval and Tweedie trim-and-fill method³¹ for random-effects analyses provided an estimate of potentially missing effect sizes.

Statistical Analyses

Analyses were conducted using a mixed-effects multivariate model (eMethods in the Supplement).^{32,33} Since most studies reported multiple cognitive measures, this method was chosen to allow for multiple outcomes per study. A multivariate model allows for multiple correlated within-study effect sizes, takes the hierarchical (clustered) data structure into account, and permits different cluster sizes (ie, effect sizes per study). A framework for such analyses is provided by Generalized Linear Latent and Mixed Models (GLLAMM) implemented in Stata version 13 (StataCorp),³⁴ which we have applied in prior meta-analyses.^{35,36}

We defined a 2-level mixed-effects model; level 1 is represented by effect sizes within studies, and level 2 is represented by different studies. This model examines variability of effect sizes between studies (random factor) and associations between various explanatory variables (fixed factors) and effect sizes. Fixed-effects and random-effects parameters and their variances and covariance are estimated via adaptive quadrature, a robust and flexible numeric integration approach allowing heteroscedastic level 1 variances.³⁷

Results

Preliminary Analyses

There were 69 eligible studies (Figure 1; Table) with 8727 participants, including 2152 cannabis users and 6575 comparison participants who had minimal cannabis use. Studies were published between 1973 and 2017. We coded 384 effect sizes from 69 studies (mean (SD), 9.46 [5.32]; range, 1-17). Cannabis users in the studies had a mean (SD) age of 20.6 (2.8) years and were 68.1% male. Comparison participants had a mean (SD) age of 20.8 (3.4) years and were 55.8% male. Studies included were predominantly conducted in the United States, United Kingdom, Europe, and Australia. Cannabis users had a mean (SD) age at cannabis use initiation of 15.2 (1.5) years. The mean (SD) time of abstinence required by the studies was 152.7 (335.2) hours. Twenty-two studies (32%) reported either 0 hours of abstinence or no specificity in abstinence criteria, 32 studies (46%) reported between 1 and 72 hours of abstinence, and 15 studies (22%) reported greater than 72 hours of abstinence.

Table. Overview of the 69 Studies Included in the Meta-analysis^a

Source	No. of Participants		Cognitive Domains Assessed	Age Range of Participants, y	Minimum Required Abstinence Period, h
	Cannabis User Group	Comparison Group			
Ashtari et al, ³⁸ 2011	14	14	Learning, delayed memory	18-20	720
Becker et al, ³⁹ 2014	35	35	Attention, learning, delayed memory, SIP, EF-U/WM, EF-A/S, V/L, motor	18-20	12
Brown et al, ⁴⁰ 2010	32	33	Learning, delayed memory	≥18	48
Churchwell et al, ⁴¹ 2010	18	18	V/L	16-19	0
Cousijn et al, ⁴² 2013	17	26	EF-I	18-30	0
Cousijn et al, ⁴² 2013	10	26	EF-I	18-30	0
Croft et al, ⁴³ 2001	18	31	Learning, delayed memory, SIP, EF-I, EF-U/WM, V/L, motor	≥18	48
Cuttler et al, ⁴⁴ 2012	48	48	Learning, EF-U/WM	17-33	0
Cuyàs et al, ⁴⁵ 2011	110	93	Delayed memory, learning, visuospatial, SIP, V/L	≥18	72
Dougherty et al, ¹⁰ 2013	45	48	Attention, EF-U/WM, EF-A/S, EF-I, learning	14-17	18
Ehrenreich et al, ¹⁴ 1999	48	49	Attention, EF-U/WM, EF-A/S	≥18	24
Ehrenreich et al, ¹⁴ 1999	51	49	Attention, EF-U/WM, EF-A/S	≥18	24
Epstein & Kumra, ⁴⁶ 2014	29	53	Attention, EF-I	10-23	0
Filbey et al, ⁴⁷ 2015	36	16	Learning, delayed memory	18-50	72
Filbey et al, ⁴⁷ 2015	19	16	Learning, delayed memory	18-50	72
Flavel et al, ⁴⁸ 2013	10	10	Motor	≥18	12
Fried et al, ¹⁷ 2005	35	59	Attention, learning, delayed memory, SIP, EF-U/WM, EF-A/S	17-21	2160
Fried et al, ¹⁷ 2005	35	59	Attention, learning, delayed memory, SIP, EF-U/WM, EF-A/S	17-21	0
Gonzalez et al, ⁴⁹ 2012	65	65	EF-I, learning	17-24	24
Gouzoulis-Mayfrank et al, ⁵⁰ 2000	28	28	Attention, learning, delayed memory, EF-U/WM, EF-A/S, EF-I, V/L	18-31	24
Grant et al, ⁵¹ 2012	16	214	Attention, EF-U/WM, EF-A/S, EF-I	18-29	0
Grant et al, ⁵² 1973	29	29	Learning, EF-A/S, SIP	≥18	0
Gruber et al, ¹³ 2012	19	28	Attention, learning, delayed memory, SIP, EF-U/WM, EF-A/S, EF-I, visuospatial, V/L	≥18	12
Gruber et al, ¹³ 2012	15	28	Attention, learning, delayed memory, SIP, EF-U/WM, EF-A/S, EF-I, visuospatial, V/L	≥18	12
Hadjiefthyvoulou et al, ⁵³ 2011	12	18	Learning, delayed memory	≥18	24
Hanson et al, ⁵⁴ 2010	19	21	Attention, EF-U/WM	15-19	504
Hanson et al, ⁵⁵ 2014	24	34	Attention, EF-U/WM, EF-A/S, SIP, V/L	17-20	336
Harvey et al, ⁵⁶ 2007	34	36	Attention, learning, delayed memory, EF-U/WM, EF-A/S, SIP	13-18	12
Hermann et al, ⁵⁷ 2007	13	13	Attention, learning, delayed memory, EF-U/WM, EF-A/S	≥18	0
Herzig et al, ⁵⁸ 2014	35	48	Delayed memory, EF-U/WM, EF-A/S	≥18	2
Hooper et al, ¹⁸ 2014	33	43	Attention, learning, delayed memory, EF-I, EF-A/S, EF-U/WM	12-17	720
Houck et al, ⁵⁹ 2013	36	33	EF-U/WM	14-18	0
Jacobsen et al, ⁶⁰ 2004	20	25	Attention	13-18	720
Jacobus et al, ⁶¹ 2014	24	30	Attention, learning, delayed memory, EF-I, EF-A/S, EF-U/WM, V/L, visuospatial, SIP, motor	15-18	672
Jacobus et al, ⁶² 2015	49	59	Attention, learning, delayed memory, EF-I, EF-A/S, EF-U/WM, V/L, visuospatial, SIP, motor	15-18	672
Lamers et al, ⁶³ 2006	15	15	EF-I, EF-A/S, learning, delayed memory, SIP, visuospatial	21-42	0
Lane et al, ⁶⁴ 2007	22	31	EF-A/S	14-18	0
Lisdahl & Price, ⁶⁵ 2012	23	36	Attention, learning, delayed memory, EF-I, EF-A/S, V/L	18-28	168
de Sola Llopis ⁶⁶ et al, 2008	23	34	Attention, EF-I, EF-A/S, learning, delayed memory, V/L, SIP	≥18	72
Mahmood et al, ⁶⁷ 2010	65	65	Learning, delayed memory, visuospatial	15-19	552
Medina et al, ¹¹ 2007	31	34	Attention, learning, delayed memory, EF-A/S, EF-U/WM, SIP, visuospatial, V/L	16-18	552

(continued)

Table. Overview of the 69 Studies Included in the Meta-analysis^a (continued)

Source	No. of Participants		Cognitive Domains Assessed	Age Range of Participants, y	Minimum Required Abstinence Period, h
	Cannabis User Group	Comparison Group			
Messinis et al, ⁶⁸ 2006	20	24	Attention, learning, delayed memory, EF-A/S, SIP, V/L	17-49	24
Morgan et al, ⁶⁹ 2012	29	30	Attention, learning, delayed memory, V/L	18-50	0
Murphy et al, ⁷⁰ 2011	13	12	EF-I	18-30	168
Nestor et al, ⁷¹ 2008	35	38	Learning, delayed memory	≥18	0
Price et al, ⁷² 2015	27	32	EF-I, EF-U/WM	18-25	168
Pujol et al, ⁷³ 2014	28	29	Attention, learning, delayed memory	18-30	12
Quednow et al, ⁷⁴ 2006	19	19	Attention, learning, delayed memory	≥18	72
Rochford et al, ⁷⁵ 1977	26	25	Learning, visuospatial	≥18	0
Schwartz et al, ⁷⁶ 1989	10	8	Learning, delayed memory	14-16	0
Schweinsburg et al, ⁷⁷ 2005	15	19	Learning, delayed memory, EF-U/WM, EF-A/S, SIP, visuospatial	15-17	48
Schweinsburg et al, ⁷⁸ 2010	13	18	EF-U/WM	15-18	48
Schweinsburg et al, ⁷⁸ 2010	13	18	EF-U/WM	15-18	648
Scott et al, ¹⁶ 2017	227	3401	Attention, EF-U/WM, EF-A/S, learning, visuospatial	14-21	0
Skosnik et al, ⁷⁹ 2008	14	10	EF-U/WM, SIP	18-35	24
Smith et al, ⁸⁰ 2014	10	44	EF-U/WM	≥18	0
Smith et al, ⁸¹ 2015	10	44	Delayed memory	≥18	0
Solowij et al, ¹² 2011	52	62	Attention, learning, delayed memory	16-20	12
Tait et al, ²⁰ 2011	60	420	Learning, delayed memory, SIP, EF-U/WM	20-24	0
Tait et al, ²⁰ 2011	60	420	Learning, delayed memory, SIP, EF-U/WM	20-24	0
Takagi et al, ⁸² 2011b	19	19	EF-I	13-24	24
Takagi et al, ⁸³ 2011a	21	21	Attention, learning, delayed memory	13-24	24
Takagi et al, ⁸⁴ 2014	19	19	EF-I	13-24	24
Tamm et al, ⁸⁵ 2013	20	21	Learning, delayed memory, EF-I, EF-U/WM, EF-A/S	≥18	36
Varma et al, ⁸⁶ 1988	26	26	SIP, visuospatial, learning, delayed memory	15-35	12
Verdejo-García et al, ⁸⁷ 2013	86	58	EF-U/WM, EF-A/S, SIP	18-30	72
Vilar-López et al, ⁸⁸ 2013	19	18	Attention, EF-I	12-25	24
Whitehurst et al, ⁸⁹ 2015	17	13	EF-I, learning, delayed memory, SIP	≥18	0
Winward et al, ⁹⁰ 2014	20	55	Learning, delayed memory, EF-U/WM, EF-A/S, SIP, visuospatial	16-18	672

Abbreviations: EF-A/S, Executive functioning-attention/switching; EF-I, Executive functioning-inhibition; EF-U/WM, Executive functioning-updating/working memory; SIP, speed of information processing; V/L, Verbal/Language.

^a eTable 2 in the Supplement contains a more complete overview of each study.

We first tested a model without explanatory variables,^{35,36} revealing that the overall mean neurocognitive effect size was $d = -0.247$ (SE, 0.038; 95% CI, -0.32 to -0.17), and the between-study variance estimate was 0.070 (SE, 0.018; $P < .001$), indicating that variance between studies was significantly more than that explained by sampling error alone.

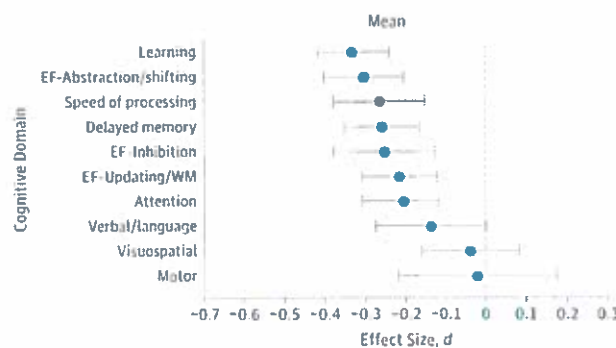
eFigure 1A in the Supplement displays a funnel plot of effect size estimates against their standard error. Visual inspection of this funnel plot revealed asymmetry, and the test of Egger et al³⁰ for small study effects revealed significant bias ($t = 4.70$; $P < .001$).

The Duval and Tweedie trim-and-fill method filled an additional 44 effect sizes and reduced the effect size by approximately 37.9% in random-effects analyses (from $d = -.206$; 95% CI, -0.24 to -0.16 to $d = -0.128$; 95% CI, -0.17 to -0.09 ; $P < .001$), although a significant effect size remained (eResults in the Supplement). However, the exact reduction in magnitude should be interpreted with caution.

Neurocognitive Domains

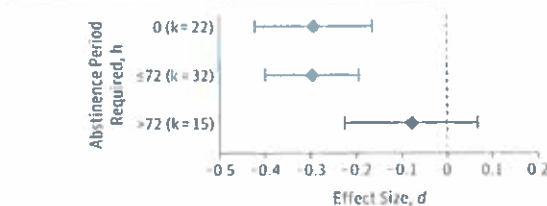
Figure 2 displays effect sizes by neurocognitive domain, which ranged from $d = -0.33$ to -0.02 (eResults in the Supplement). Effect sizes were significant in the domains of learning ($d = -0.33$; 95% CI, -0.42 to -0.24 ; $P < .001$), executive functioning-attention/switching ($d = -0.30$; 95% CI, -0.40 to -0.20 ; $P < .001$), speed of information processing ($d = -0.26$; 95% CI, -0.38 to -0.15 ; $P < .001$), delayed memory ($d = -0.26$; 95% CI, -0.35 to -0.16 ; $P < .001$), executive functioning-inhibition ($d = -0.25$; 95% CI, -0.38 to -0.13 ; $P < .001$), executive functioning-updating/working memory ($d = -.22$; 95% CI, -0.31 to -0.12 ; $P < .001$), and attention ($d = -0.21$; 95% CI, -0.31 to -0.12 ; $P < .001$). Nonsignificant effect sizes were found in the domains of verbal/language ($d = -0.14$; 95% CI, -0.27 to 0.001 ; $P = .05$), visuospatial ($d = -0.04$; 95% CI, -0.16 to 0.08 ; $P = .53$), and motor functioning ($d = -0.02$; 95% CI, -0.22 to 0.18 ; $P = .83$). Significant differences in mean effect size estimates were found across neurocognitive domains ($\chi^2 = 41.14$;

Figure 2. Mean Weighted Effect Sizes for Each Neurocognitive Test Domain



The mean value shown is the grand mean effect size of 69 included studies; d is the standardized mean difference. The shaded area indicates the 95% CI around the mean, -0.247 . EF indicates executive functioning; SIP, speed of information processing; WM, working memory. Blue circles indicate the domain effect size d ; gray bands, the overall means; error bars, 95% CIs.

Figure 3. Mean Weighted Effect Sizes for Varying Abstinence Criteria



Subgroup analyses compared effect sizes (standardized mean difference d) from studies with abstinence periods longer than 72 hours to effect sizes from studies with abstinence lengths equal to or less than 72 hours. Data from all 3 groups are presented here to show that the subgroup of studies with unknown or 0 abstinence are not the primary contributor to reported subgroup differences. Blue diamonds indicate the domain effect size d ; error bars, 95% CIs.

$P < .001$). However, there were no significant differences in effect size estimates between learning, delayed memory, attention, speed of information processing, or executive functioning domains after applying Bonferroni corrections.

Follow-up Analyses

Follow-up analyses were performed with several predetermined explanatory variables, including age at first cannabis use, sample sociodemographic characteristics, clinical characteristics (eg, depression), publication year, mean hours of abstinence, and length of required abstinence (longer than 72 hours vs 72 hours or less), given prior literature hypothesizing such moderating effects (hereafter, k indicates the number of studies corresponding to each variable).^{15,21,22}

Subgroup analyses revealed no significant differences in effect sizes by the age category (adolescents or adults) of the sample population (eFigure 2 in the Supplement), early vs late cannabis use onset (ranging from 15 to 18 years old as defined by each individual study; studies were inconsistent in what age was considered early onset), whether studies matched groups by alcohol use, or period of publication (eFigure 3 in the Supplement). Further, mean age, mean age at first use, and between-

groups difference in depression were not associated with variability in effect size estimates (eResults in the Supplement). However, studies with treatment-seeking samples ($k = 12$; $n = 581$; $d = -0.43$; 95% CI, -0.62 to -0.24) showed larger magnitude effect sizes ($\chi^2_1 = 4.32$; uncorrected $P = .04$) compared with non-treatment-seeking samples ($k = 56$; $n = 8146$; $d = -0.22$; 95% CI, -0.29 to -0.14) in a test for subgroup differences.

At an uncorrected threshold for multiple comparisons, mean hours of reported abstinence (which were available for $k = 28$; $n = 1661$; $\beta = 0.059$; $P = .04$) in each study was associated with variability in effect sizes, such that longer abstinence periods were associated with reductions in effect size magnitude. Furthermore, as shown in Figure 3, studies requiring an abstinence period longer than 72 hours ($k = 15$; $n = 928$) had an overall effect size that was not significantly different from 0 ($d = -0.08$, 95% CI, -0.22 to 0.07 ; $P = .29$) and was significantly smaller than studies with less stringent abstinence criteria ($k = 54$; $n = 7799$; $\chi^2_1 = 6.36$; $P = .01$).

Discussion

Prior reviews have concluded that frequent use of cannabis impairs cognitive functioning in several domains, with greater deficits associated with adolescent vs adult onset of use.^{8,21,22,25} Our quantitative synthesis of data from 69 studies of adolescents and young adults revealed statistically significant but small cognitive effects associated with heavy/frequent cannabis use. These effects did not vary systematically by the age range studied or the age at which cannabis was initiated, although help-seeking samples in treatment evidenced slightly larger effects. Importantly, increasing abstinence was associated with smaller effect sizes, and studies that required an abstinence period from cannabis of longer than 72 hours had a very small, nonsignificant effect size. The magnitude of these deficits and their reduction by abstinence are consistent with prior meta-analyses conducted in adults with more chronic use patterns.^{23,24} Taken together, our analyses suggest a detectable but limited association between cannabis use and cognitive functioning in adolescents and young adults; for a majority of individuals, such effects may be of questionable clinical significance, especially after sustained abstinence. These findings converge with a recent report from the National Academies of Sciences, Engineering, and Medicine,²¹ which highlighted the multitude of confounders present in many studies and concluded that there is significant uncertainty about the presence of cannabis-associated cognitive deficits after sustained abstinence.

Findings Across Cognitive Domains

We found variability in effect sizes across cognitive domains, with the largest effects in learning and delayed memory, executive functioning, speed of processing, and attention. However, effect sizes in these domains were similar and within a relatively constricted range (mean d , -0.33 to -0.21). It is important to consider the practical implications of these effect size magnitudes. Although traditional conceptualizations of effect size magnitude do not necessarily correspond to clinical signifi-

cance, all effect sizes in this study were below one-third of a standard deviation. Thus our results do not support the conclusion that frequent cannabis use is associated with large or even medium magnitude deficits in memory, attention, or other aspects of cognitive functioning. Although it could be argued that neurocognitive testing lacks sensitivity to detect cognitive abnormalities in cannabis abusers, prior meta-analyses in substances such as alcohol,⁹² methamphetamine,⁹³ benzodiazepines,^{93,94} and cocaine⁹⁵ have shown medium to large effect sizes, arguing against a lack of sensitivity. Moreover, recent large-scale structural neuroimaging studies also report conflicting data on cannabis-associated alterations in adolescents and adults.⁹⁶⁻¹⁰⁰

Length of Abstinence and Reduction of Effect Sizes

A notable finding in this meta-analysis was that the length of abstinence was associated with variance in effect sizes across studies, albeit at thresholds uncorrected for multiple comparisons. Although accurate measurement of abstinence is challenging because only 14 studies reported monitored abstinence, a longer required length of abstinence was associated with smaller magnitude effect sizes. Similarly, increasing the reported (as opposed to required) length of abstinence was associated with decreased magnitude of effect sizes. Moreover, studies with abstinence periods longer than 72 hours had small, nonsignificant effect sizes that were significantly less than studies with shorter abstinence periods, suggesting that some effects observed in studies associating cannabis use with cognitive dysfunction may be due to residual effects of recent use or withdrawal, rather than persistent changes associated with chronic use.^{23,101} Thus, small negative associations between continued cannabis use and cognitive functioning may diminish after sustained abstinence. However, these findings contrast with those from a large longitudinal study¹⁰² and a recent systematic review in adolescents and adults.²⁵ Discrepancies with the latter may reflect differences in the age range covered, study selection, and methods of analysis.

Association of Age With Effect Sizes

Age did not influence cognitive effect size estimates. In fact, older samples had slightly larger (nonsignificant) effect sizes overall. Additionally, studies of early-onset cannabis users did not have significantly larger effects than studies examining late-onset users. Perhaps studies not specifically focusing on early-onset users nonetheless included substantial numbers of these individuals, because heavy cannabis users are more likely to initiate use at an early age. Taken together, these results do not support a heightened risk for poor cognitive outcomes in cannabis-using adolescents compared with adults, although such differences may emerge with adolescent onset and long-term frequent use, as previously reported.^{102,103} Only longitudinal data can delineate whether initiation of cannabis use during adolescence vs adulthood results in greater risks for brain-behavior functioning.

Considerations for Interpretation

The magnitude of these effect sizes and potential implications of findings should be considered in the context of addi-

tional relevant factors. First, it is critical to highlight that all psychoactive substances are associated with risks of use, and cannabis is no exception. Importantly, the data reported here do not address associations between cannabis use and other significant physical and mental health outcomes, such as negative lung functioning outcomes, deleterious outcomes on motivation, or risk for psychosis, which have been reported as heightened with chronic or early use.¹⁰⁴⁻¹⁰⁶

A second consideration is that functional outcomes may ultimately be more important than measures of cognitive functioning, and some studies suggest particular risks of early, heavy use for academic and occupational outcomes.^{107,108} However, findings regarding academic functioning have been inconsistent and may depend on other substance use or familial factors.^{109,110} These associations are obviously complex and will require more specific prospective modeling.

Third, there is likely heterogeneity in who is at greatest risk of brain-behavior problems associated with frequent cannabis use. Studies show interparticipant variability in behavioral and brain response to cannabis,^{111,112} which could contribute to individual differences in cognitive outcomes. Moreover, for certain individuals, small effects could be clinically meaningful because of individual differences influencing cognitive functioning (eg, socioeconomic status). On the other hand, most of the studies that were included predominantly enrolled frequent cannabis users or those with cannabis use disorders, and findings may not generalize to more occasional users or to those administered cannabinoids in medical settings.

Fourth, reported effect sizes may actually be overestimates, considering results from measures of bias. Smaller published studies often show larger effects than large studies, which can bias meta-analyses.³⁰ Several factors can lead to these effects,¹¹³ including methodological differences or publication bias, in which statistically significant findings are more likely to be published.¹¹⁴ We found potential small study effects in this literature, and a data augmentation method that imputes missing studies (accounting for potential bias) suggested that effect sizes might be inflated. Furthermore, though some studies used normative neurocognitive data that adjust for influential demographic factors, our analyses primarily used raw scores to calculate effect sizes. As such, results do not account for sociodemographic, psychiatric, or substance use confounders, which are common in case-control studies of cannabis^{115,116}; effects may be further attenuated once such factors are accounted for.

Finally, we cannot make conclusions about the causal contribution of cannabis to alterations in cognitive functioning since results do not account for cognitive deficits that may have existed prior to cannabis use initiation. Adolescents at risk of substance use problems may display cognitive vulnerabilities,^{117,118,120} which could partially contribute to cognitive findings described here, although they do not exclude the possibility of additional deficits. Furthermore, our data do not address associations between cannabis use and cognitive functioning over longer periods, although some included studies did examine chronic cannabis users and outcomes after protracted abstinence. Consideration of results from longitudinal studies offers conflicting evidence

regarding long-term trajectories of cognitive functioning in cannabis users, especially after abstinence. Strong evidence for cognitive dysfunction associated with adolescent-onset, long-term frequent cannabis use comes from a longitudinal study of the Dunedin cohort,¹⁰² showing that individuals with adolescent-onset daily cannabis use who continued heavy use throughout adulthood showed declines in IQ and poorer cognitive functioning at age 38 years, even after adjusting for multiple relevant covariates. However, the sample size of this specific subgroup was small, which raises questions about generalizability. Further, other longitudinal studies argue against the strength or persistence of deficits over shorter periods,^{17,20} especially in studies where abstinence was carefully monitored.¹⁰¹ Two recent, large-scale studies also question the specificity of cannabis as a causal factor in predicting cognitive change after adjusting for confounding variables and familial factors.^{118,121} The landmark Adolescent Brain Cognitive Development study (<https://abcdstudy.org>) will hopefully help resolve discrepancies and answer critical questions about consequences of cannabis use with longitudinal data on 10 000 children aged 9 to 10 years in the United States. Additionally, once the quantity of longitudinal research increases, additional research syntheses should be conducted to ascertain the long-term effects of cannabis.

Future Directions

Studies of the therapeutic potential of cannabinoids continue to progress, with evidence of efficacy for several conditions (eg, nausea with cancer treatment).⁹¹ However, optimizing the risk/benefit profile of cannabinoids will require focused research into variables affecting outcomes. Studies would benefit from detailed characterization of cannabinoid content, as there may be divergent behavioral effects that depend on cannabinoid concentrations/ratios.¹²²⁻¹²⁴ Optimizing cannabis therapeutics will also require a comprehensive understanding of patient factors that affect risks to facilitate patient selection. There is likely substantial variability in risk for cognitive and mental health problems associated with cannabis use, and research into such factors (eg, genomic profiles) will be crucial to avoid unnecessary cannabinoid-related adverse effects.

Limitations

A substantial limitation in this literature is the heterogeneity in measurement of cannabis use (eTable 2 in the [Supplement](#)). There is little consensus regarding what level of cannabis use is hazardous for cognitive or mental health outcomes. A continuous measure of cannabis use could be useful to this end, but it is likely to be unreliable except in studies of consistent, frequent users or studies with detailed microlongitudinal data collection, which is often unfeasible. Research is also limited by variation in how cannabis use data are collected. For example,

studies report data that vary substantially across time (eg, past year, past month), frequency levels (eg, per week, per day), measurements of quantity (eg, grams, joints), and, potentially, across cannabinoid content. To advance knowledge and provide valuable public health information, the field needs to converge on standardized cannabis use metrics¹²⁵ or devise innovative ways of measuring cannabinoid levels¹²⁶ to examine cumulative and frequency effects.

Neuropsychological meta-analyses are hindered by variability in tests administered across a body of literature, creating challenges in assigning outcomes into specific cognitive domains. Although tests purport to measure specific cognitive functions, most tests involve multiple cognitive processes. Thus, cautious interpretation of effect size differences between domains is warranted. However, this limitation is diminished in our meta-analysis given the substantial overlap in effect size magnitudes. Furthermore, studies often report multiple neurocognitive outcomes and focus primarily on significant between-group differences as evidence of cognitive deficits. We attempted to mitigate this outcome selection bias by selecting measures based on construct validity and not statistical significance, and avoided selecting multiple indices from individual tests that measure similar constructs. Moreover, we used sophisticated analytic models to account for within-study correlations. Together, these methods reduce the problems of multiple comparisons evident in this literature.

Conclusions

In light of the changing perceptions of cannabis use and an evolving policy landscape surrounding cannabis, understanding the potential risks of cannabis use for mental health and brain functioning is of paramount importance. In the first quantitative synthesis of 69 studies examining frequent or heavy use of cannabis by adolescents and young adults, we found statistically significant but small negative effect sizes in cognitive functioning associated with cannabis. Inconsistent with conclusions from previous reviews, we found little evidence for more severe effects with cannabis use at earlier ages or specifically in adolescence. Moreover, the data suggest associations between length of abstinence and restored cognitive functioning, with greater abstinence associated with smaller group differences. Furthermore, we found very small, nonsignificant effect sizes in studies that required more than 72 hours of cannabis abstinence. Large-scale longitudinal studies are needed to examine the effects of sustained, heavy cannabis use and identify genetic factors, individual differences, and cannabis use parameters that may affect risk for brain-behavior dysfunction in individuals who use cannabis.

ARTICLE INFORMATION

Accepted for Publication: January 30, 2018.

Published Online: April 18, 2018.

doi:10.1001/jamapsychiatry.2018.0335

Author Contributions: Dr Scott had full access to all of the data in the study and takes responsibility

for the integrity of the data and the accuracy of the data analysis.

Study concept and design: Scott, Slomiak, Jones, Rosen, Gur.

Acquisition, analysis, or interpretation of data: All authors.

Drafting of the manuscript: Scott, Slomiak, Jones, Moore, Gur.

Critical revision of the manuscript for important intellectual content: Scott, Jones, Rosen, Moore, Gur.

Statistical analysis: Scott, Slomiak, Rosen, Moore.

Obtained funding: Scott.

Administrative, technical, or material support: Scott, Slomiak, Jones, Rosen, Moore.

Study supervision: Scott, Moore, Gur.

Conflict of Interest Disclosures: Dr Gur reports receiving royalties from the Brain Resource Center. No other disclosures were reported.

Funding/Support: This work was supported by a Department of Veterans Affairs Career Development Award (grant IK2CX000772, Dr Scott).

Role of the Funder/Sponsor: The funders were not involved in the design and conduct of the study; collection, management, analysis, and interpretation of the data; preparation, review, or approval of the manuscript; and decision to submit the manuscript for publication.

Disclaimer: The views expressed in this article are those of the authors and do not necessarily reflect the position or policy of the Department of Veterans Affairs or the University of Pennsylvania.

Additional Contributions: We thank Carrie Cuttler, PhD, Washington State University; Alecia Dager, PhD, Olin Neuropsychiatry Research Center, Sarah Feldstein Ewing, PhD, Oregon Health & Science University; Pilar Flores Cubos, PhD, Universidad de Almería; Jodi Gilman, PhD, Harvard Medical School; Boris Quednow, Dr rer nat, University of Zurich; and Liam Nestor, PhD, Imperial College London, for kindly providing supplementary data from their studies for analyses. They were not compensated for their contributions.

REFERENCES

- Substance Abuse and Mental Health Services Administration. *Results From the 2013 National Survey on Drug Use and Health: Summary of National Findings*. Rockville, MD: Substance Abuse and Mental Health Services Administration; 2014.
- Johnston LD, O'Malley PM, Miech RA, Bachman JG, Schulenberg JE. *Monitoring the Future National Survey Results on Drug Use, 1975-2016: Overview, Key Findings on Adolescent Drug Use*. Ann Arbor: Institute for Social Research, The University of Michigan; 2017.
- Gur RC, Richard J, Calkins ME, et al. Age group and sex differences in performance on a computerized neurocognitive battery in children age 8-21. *Neuropsychology*. 2012;26(2):251-265.
- Giedd JN, Blumenthal J, Jeffries NO, et al. Brain development during childhood and adolescence: a longitudinal MRI study. *Nat Neurosci*. 1999;2(10):861-863.
- Satterthwaite TD, Wolf DH, Erus G, et al. Functional maturation of the executive system during adolescence. *J Neurosci*. 2013;33(41):16249-16261.
- Galve-Roperh I, Palazuelos J, Aguado T, Guzmán M. The endocannabinoid system and the regulation of neural development: potential implications in psychiatric disorders. *Eur Arch Psychiatry Clin Neurosci*. 2009;259(7):371-382.
- Ellgren M, Artmann A, Tkalych O, et al. Dynamic changes of the endogenous cannabinoid and opioid mesocorticolimbic systems during adolescence: THC effects. *Eur Neuropsychopharmacol*. 2008;18(11):826-834.
- Jacobus J, Tapert SF. Effects of cannabis on the adolescent brain. *Curr Pharm Des*. 2014;20(13):2186-2193.
- Schneider M. Puberty as a highly vulnerable developmental period for the consequences of cannabis exposure. *Addict Biol*. 2008;13(2):253-263.
- Dougherty DM, Mathias CW, Dawes MA, et al. Impulsivity, attention, memory, and decision-making among adolescent marijuana users. *Psychopharmacology (Berl)*. 2013;226(2):307-319.
- Medina KL, Hanson KL, Schweinsburg AD, Cohen-Zion M, Nagel BJ, Tapert SF. Neuropsychological functioning in adolescent marijuana users: subtle deficits detectable after a month of abstinence. *J Int Neuropsychol Soc*. 2007;13(5):807-820.
- Solowij N, Jones KA, Rozman ME, et al. Verbal learning and memory in adolescent cannabis users, alcohol users and non-users. *Psychopharmacology (Berl)*. 2011;216(1):131-144.
- Gruber SA, Sagar KA, Dahlgren MK, Racine M, Lukas SE. Age of onset of marijuana use and executive function. *Psychol Addict Behav*. 2012;26(3):496-506.
- Ehrenreich H, Rinn T, Kunert HJ, et al. Specific attentional dysfunction in adults following early start of cannabis use. *Psychopharmacology (Berl)*. 1999;142(3):295-301.
- Crane NA, Schuster RM, Fusar-Poli P, Gonzalez R. Effects of cannabis on neurocognitive functioning: recent advances, neurodevelopmental influences, and sex differences. *Neuropsychol Rev*. 2013;23(2):117-137.
- Scott JC, Wolf DH, Calkins ME, et al. Cognitive functioning of adolescent and young adult cannabis users in the Philadelphia Neurodevelopmental Cohort. *Psychol Addict Behav*. 2017;31(4):423-434.
- Fried PA, Watkinson B, Gray R. Neurocognitive consequences of marijuana—a comparison with pre-drug performance. *Neurotoxicol Teratol*. 2005;27(2):231-239.
- Hooper SR, Woolley D, De Bellis MD. Intellectual, neurocognitive, and academic achievement in abstinent adolescents with cannabis use disorder. *Psychopharmacology (Berl)*. 2014;231(8):1467-1477.
- Pardini D, White HR, Xiong S, et al. Unfazed or dazed and confused: does early adolescent marijuana use cause sustained impairments in attention and academic functioning? *J Abnorm Child Psychol*. 2015;43(7):1203-1217.
- Tait RJ, Mackinnon A, Christensen H. Cannabis use and cognitive function: 8-year trajectory in a young adult cohort. *Addiction*. 2011;106(12):2195-2203.
- Lisdahl KM, Wright NE, Kirchner-Medina C, Maple KE, Shollenbarger S. Considering cannabis: the effects of regular cannabis use on neurocognition in adolescents and young adults. *Curr Addict Rep*. 2014;1(2):144-156.
- Lubman DI, Cheetham A, Yücel M. Cannabis and adolescent brain development. *Pharmacol Ther*. 2015;148:1-16.
- Grant I, Gonzalez R, Carey CL, Natarajan L, Wolfson T. Non-acute (residual) neurocognitive effects of cannabis use: a meta-analytic study. *J Int Neuropsychol Soc*. 2003;9(5):679-689.
- Schreiner AM, Dunn ME. Residual effects of cannabis use on neurocognitive performance after prolonged abstinence: a meta-analysis. *Exp Clin Psychopharmacol*. 2012;20(5):420-429.
- Ganzer F, Bröning S, Kraft S, Sack P-M, Thomasius R. Weighing the evidence: a systematic review on long-term neurocognitive effects of cannabis use in abstinent adolescents and adults. *Neuropsychol Rev*. 2016;26(2):186-222.
- Stroup DF, Berlin JA, Morton SC, et al. Meta-analysis of observational studies in epidemiology: a proposal for reporting. Meta-analysis Of Observational Studies in Epidemiology (MOOSE) group. *JAMA*. 2000;283(15):2008-2012.
- Miyake A, Friedman NP, Emerson MJ, Witzki AH, Howerter A, Wager TD. The unity and diversity of executive functions and their contributions to complex "frontal lobe" tasks: a latent variable analysis. *Cogn Psychol*. 2000;41(1):49-100.
- Snyder HR, Miyake A, Hankin BL. Advancing understanding of executive function impairments and psychopathology: bridging the gap between clinical and cognitive approaches. *Front Psychol*. 2015;6:328.
- Hedges LV, Olkin LI. *Statistical Methods for Meta-Analysis*. Orlando, FL: Academic Press; 1985.
- Egger M, Davey Smith G, Schneider M, Minder C. Bias in meta-analysis detected by a simple, graphical test. *BMJ*. 1997;315(7109):629-634.
- Duval S, Tweedie R. Trim and fill: a simple funnel plot-based method of testing and adjusting for publication bias in meta-analysis. *Biometrics*. 2000;56(2):455-463.
- Arends LR, Vokó Z, Stijnen T. Combining multiple outcome measures in a meta-analysis: an application. *Stat Med*. 2003;22(8):1335-1353.
- Kalaian HA, Raudenbush SW. A multivariate mixed linear model for meta-analysis. *Psychol Methods*. 1996;1(3):227-235.
- Rabe-Hesketh S, Skrondal A, Pickles A. GLLAMM manual; UC Berkeley Division of Biostatistics working paper series, paper 160. http://biostat.jhsph.edu/~fdominic/teaching/bio656/software/gllamm_manual.pdf. Published 2004. Accessed February 14, 2018.
- Scott JC, Woods SP, Matt GE, et al. Neurocognitive effects of methamphetamine: a critical review and meta-analysis. *Neuropsychol Rev*. 2007;17(3):275-297.
- Scott JC, Matt GE, Wrocklage KM, et al. A quantitative meta-analysis of neurocognitive functioning in posttraumatic stress disorder. *Psychol Bull*. 2015;141(1):105-140.
- Rabe-Hesketh S, Skrondal A, Pickles A. Maximum likelihood estimation of limited and discrete dependent variable models with nested random effects. *J Econom*. 2005;128(2):301-323.
- Ashtari M, Avants B, Cyckowski L, et al. Medial temporal structures and memory functions in adolescents with heavy cannabis use. *J Psychiatr Res*. 2011;45(8):1055-1066.
- Becker MP, Collins PF, Luciana M. Neurocognition in college-aged daily marijuana users. *J Clin Exp Neuropsychol*. 2014;36(4):379-398.
- Brown J, McKone E, Ward J. Deficits of long-term memory in ecstasy users are related to cognitive complexity of the task. *Psychopharmacology (Berl)*. 2010;209(1):51-67.
- Churchwell JC, Lopez-Larson M, Yurgelun-Todd DA. Altered frontal cortical volume and decision making in adolescent cannabis users. *Front Psychol*. 2010;1:225.

42. Cousijn J, Watson P, Koenders L, Vingerhoets WA, Goudriaan AE, Wiers RW. Cannabis dependence, cognitive control and attentional bias for cannabis words. *Addict Behav*. 2013;38(12):2825-2832.
43. Croft RJ, Mackay AJ, Mills AT, Gruzeller JG. The relative contributions of ecstasy and cannabis to cognitive impairment. *Psychopharmacology (Berl)*. 2001;153(3):373-379.
44. Cuttler C, McLaughlin RJ, Graf P. Mechanisms underlying the link between cannabis use and prospective memory. *PLoS One*. 2012;7(5):e36820.
45. Cuyàs E, Verdejo-García A, Fagundo AB, et al. The influence of genetic and environmental factors among MDMA users in cognitive performance. *PLoS One*. 2011;6(11):e27206.
46. Epstein KA, Kumra S. Executive attention impairment in adolescents with schizophrenia who have used cannabis. *Schizophr Res*. 2014;157(1-3):48-54.
47. Filbey FM, McQueeney T, Kadamangudi S, Bice C, Ketcherside A. Combined effects of marijuana and nicotine on memory performance and hippocampal volume. *Behav Brain Res*. 2015;293:46-53.
48. Flavel SC, White JM, Todd G. Abnormal maximal finger tapping in abstinent cannabis users. *Hum Psychopharmacol*. 2013;28(6):612-614.
49. Gonzalez R, Schuster RM, Mermelstein RJ, Vassileva J, Martin EM, Diviak KR. Performance of young adult cannabis users on neurocognitive measures of impulsive behavior and their relationship to symptoms of cannabis use disorders. *J Clin Exp Neuropsychol*. 2012;34(9):962-976.
50. Gouzoulis-Mayfrank E, Daumann J, Tuchtenhagen F, et al. Impaired cognitive performance in drug free users of recreational ecstasy (MDMA). *J Neurol Neurosurg Psychiatry*. 2000;68(6):719-725.
51. Grant JE, Chamberlain SR, Schreiber L, Odlaug BL. Neuropsychological deficits associated with cannabis use in young adults. *Drug Alcohol Depend*. 2012;121(1-2):159-162.
52. Grant I, Rochford J, Fleming T, Stunkard A. A neuropsychological assessment of the effects of moderate marijuana use. *J Nerv Ment Dis*. 1973;156(4):278-280.
53. Hadjifefthymoulou F, Fisk JE, Montgomery C, Bridges N. Everyday and prospective memory deficits in ecstasy/polydrug users. *J Psychopharmacol*. 2011;25(4):453-464.
54. Hanson KL, Winward JL, Schweinsburg AD, Medina KL, Brown SA, Tapert SF. Longitudinal study of cognition among adolescent marijuana users over three weeks of abstinence. *Addict Behav*. 2010;35(11):970-976.
55. Hanson KL, Thayer RE, Tapert SF. Adolescent marijuana users have elevated risk-taking on the balloon analog risk task. *J Psychopharmacol*. 2014;28(11):1080-1087.
56. Harvey MA, Sellman JD, Porter RJ, Frampton CM. The relationship between non-acute adolescent cannabis use and cognition. *Drug Alcohol Rev*. 2007;26(3):309-319.
57. Hermann D, Sartorius A, Welzel H, et al. Dorsolateral prefrontal cortex N-acetylaspartate/total creatine (NAA/tCr) loss in male recreational cannabis users. *Biol Psychiatry*. 2007;61(11):1281-1289.
58. Herzig DA, Nutt DJ, Mohr C. Alcohol and relatively pure cannabis use, but not schizotypy, are associated with cognitive attenuations. *Front Psychiatry*. 2014;5:133.
59. Houck JM, Bryan AD, Feldstein Ewing SW. Functional connectivity and cannabis use in high-risk adolescents. *Am J Drug Alcohol Abuse*. 2013;39(6):414-423.
60. Jacobsen LK, Mencl WE, Westerveld M, Pugh KR. Impact of cannabis use on brain function in adolescents. *Ann N Y Acad Sci*. 2004;1021:384-390.
61. Jacobus J, Squeglia LM, Sorg SF, Nguyen-Louie TT, Tapert SF. Cortical thickness and neurocognition in adolescent marijuana and alcohol users following 28 days of monitored abstinence. *J Stud Alcohol Drugs*. 2014;75(5):729-743.
62. Jacobus J, Squeglia LM, Infante MA, et al. Neuropsychological performance in adolescent marijuana users with co-occurring alcohol use: a three-year longitudinal study. *Neuropsychology*. 2015;29(6):829-843.
63. Lamers CTJ, Bechara A, Rizzo M, Ramaekers JG. Cognitive function and mood in MDMA/THC users, THC users and non-drug using controls. *J Psychopharmacol*. 2006;20(2):302-311.
64. Lane SD, Cherek DR, Tcheremissine OV, Steinberg JL, Sharon JL. Response perseveration and adaptation in heavy marijuana-smoking adolescents. *Addict Behav*. 2007;32(5):977-990.
65. Lisdahl KM, Price JS. Increased marijuana use and gender predict poorer cognitive functioning in adolescents and emerging adults. *J Int Neuropsychol Soc*. 2012;18(4):678-688.
66. de Sola Llopis S, Miguez-Pan M, Peña-Casanova J, et al. Cognitive performance in recreational ecstasy polydrug users: a two-year follow-up study. *J Psychopharmacol*. 2008;22(5):498-510.
67. Mahmood OM, Jacobus J, Bava S, Scarlett A, Tapert SF. Learning and memory performances in adolescent users of alcohol and marijuana: interactive effects. *J Stud Alcohol Drugs*. 2010;71(6):885-894.
68. Messinis L, Kyprianidou A, Malefaki S, Papathanasopoulos P. Neuropsychological deficits in long term frequent cannabis users. *Neurology*. 2006;66(5):737-739.
69. Morgan CJA, Duffin S, Hunt S, Monaghan L, Mason O, Curran HV. Neurocognitive function and schizophrenia-proneness in individuals dependent on ketamine, on high potency cannabis ('skunk') or on cocaine. *Pharmacopsychiatry*. 2012;45(7):269-274.
70. Murphy PN, Erwin PG, Maciver L, et al. The relationships of 'ecstasy' (MDMA) and cannabis use to impaired executive inhibition and access to semantic long-term memory. *Hum Psychopharmacol*. 2011;26(7):460-469.
71. Nestor L, Roberts G, Garavan H, Hester R. Deficits in learning and memory: parahippocampal hyperactivity and frontocortical hypoactivity in cannabis users. *Neuroimage*. 2008;40(3):1328-1339.
72. Price JS, McQueeney T, Shollenbarger S, Browning EL, Wieser J, Lisdahl KM. Effects of marijuana use on prefrontal and parietal volumes and cognition in emerging adults. *Psychopharmacology (Berl)*. 2015;232(16):2939-2950.
73. Pujol J, Blanco-Hinojo L, Batalla A, et al. Functional connectivity alterations in brain networks relevant to self awareness in chronic cannabis users. *J Psychiatr Res*. 2014;51:68-78.
74. Quednow BB, Jessen F, Kuhn K-U, Maier W, Daum I, Wagner M. Memory deficits in abstinent MDMA (ecstasy) users: neuropsychological evidence of frontal dysfunction. *J Psychopharmacol*. 2006;20(3):373-384.
75. Rochford J, Grant I, LaVigne G. Medical students and drugs: further neuropsychological and use pattern considerations. *Int J Addict*. 1977;12(8):1057-1065.
76. Schwartz RH, Gruenewald PJ, Klitzner M, Fedio P. Short-term memory impairment in cannabis-dependent adolescents. *Am J Dis Child*. 1989;143(10):1214-1219.
77. Schweinsburg AD, Schweinsburg BC, Cheung EH, Brown GG, Brown SA, Tapert SF. fMRI response to spatial working memory in adolescents with comorbid marijuana and alcohol use disorders. *Drug Alcohol Depend*. 2005;79(2):201-210.
78. Schweinsburg AD, Schweinsburg BC, Medina KL, McQueeney T, Brown SA, Tapert SF. The influence of recency of use on fMRI response during spatial working memory in adolescent marijuana users. *J Psychoactive Drugs*. 2010;42(3):401-412.
79. Skosnik PD, Edwards CR, O'Donnell BF, Steffen A, Steinmetz JE, Hetrick WP. Cannabis use disrupts eyeblink conditioning: evidence for cannabinoid modulation of cerebellar-dependent learning. *Neuropsychopharmacology*. 2008;33(6):1432-1440.
80. Smith MJ, Cobia DJ, Wang L, et al. Cannabis-related working memory deficits and associated subcortical morphological differences in healthy individuals and schizophrenia subjects. *Schizophr Bull*. 2014;40(2):287-299.
81. Smith MJ, Cobia DJ, Reilly JL, et al. Cannabis-related episodic memory deficits and hippocampal morphological differences in healthy individuals and schizophrenia subjects. *Hippocampus*. 2015;25(9):1042-1051.
82. Takagi M, Yücel M, Cotton SM, et al. Verbal memory, learning, and executive functioning among adolescent inhalant and cannabis users. *J Stud Alcohol Drugs*. 2011b;72(1):96-105.
83. Takagi M, Lubman DI, Cotton S, et al. Executive control among adolescent inhalant and cannabis users. *Drug Alcohol Rev*. 2011a;30(6):629-637.
84. Takagi MJ, Lubman DI, Cotton SM, Verdejo-García A, Vilar-López R, Yücel M. A signal detection analysis of executive control performance among adolescent inhalant and cannabis users. *Subst Use Misuse*. 2014;49(14):1920-1927.
85. Tamm L, Epstein JN, Lisdahl KM, et al; MTA Neuroimaging Group. Impact of ADHD and cannabis use on executive functioning in young adults. *Drug Alcohol Depend*. 2013;133(2):607-614.
86. Varma VK, Malhotra AK, Dang R, Das K, Nehra R. Cannabis and cognitive functions: a prospective study. *Drug Alcohol Depend*. 1988;21(2):147-152.
87. Verdejo-García A, Fagundo AB, Cuenca A, et al. COMT val158met and 5-HTTLPR genetic polymorphisms moderate executive control in

- cannabis users. *Neuropsychopharmacology*. 2013; 38(8):1598-1606.
88. Vilar-López R, Takagi M, Lubman DI, et al. The effects of inhalant misuse on attentional networks. *Dev Neuropsychol*. 2013;38(2):126-136.
 89. Whitehurst LN, Fogler K, Hall K, Hartmann M, Dyche J. The effects of chronic marijuana use on circadian entrainment. *Chronobiol Int*. 2015;32(4):561-567.
 90. Winward JL, Hanson KL, Tapert SF, Brown SA. Heavy alcohol use, marijuana use, and concomitant use by adolescents are associated with unique and shared cognitive decrements. *J Int Neuropsychol Soc*. 2014;20(8):784-795.
 91. National Academies of Sciences, Engineering, and Medicine. *The Health Effects of Cannabis and Cannabinoids: The Current State of Evidence and Recommendations for Research*. Washington, DC: The National Academies Press; 2017.
 92. Stavro K, Pelletier J, Potvin S. Widespread and sustained cognitive deficits in alcoholism: a meta-analysis. *Addict Biol*. 2013;18(2):203-213.
 93. Barker MJ, Greenwood KM, Jackson M, Crowe SF. Cognitive effects of long-term benzodiazepine use: a meta-analysis. *CNS Drugs*. 2004;18(1):37-48.
 94. Barker MJ, Greenwood KM, Jackson M, Crowe SF. Persistence of cognitive effects after withdrawal from long-term benzodiazepine use: a meta-analysis. *Arch Clin Neuropsychol*. 2004;19(3):437-454.
 95. Potvin S, Stavro K, Rizkallah E, Pelletier J. Cocaine and cognition: a systematic quantitative review. *J Addict Med*. 2014;8(5):368-376.
 96. Gilman JM, Kuster JK, Lee S, et al. Cannabis use is quantitatively associated with nucleus accumbens and amygdala abnormalities in young adult recreational users. *J Neurosci*. 2014;34(16):5529-5538.
 97. Orr JM, Paschall CJ, Banich MT. Recreational marijuana use impacts white matter integrity and subcortical (but not cortical) morphometry. *Neuroimage Clin*. 2016;12:47-56.
 98. Pagliaccio D, Barch DM, Bogdan R, et al. Shared predisposition in the association between cannabis use and subcortical brain structure. *JAMA Psychiatry*. 2015;72(10):994-1001.
 99. Thayer RE, York-Williams S, Karoly HC, et al. Structural neuroimaging correlates of alcohol and cannabis use in adolescents and adults. *Addiction*. 2017;112(12):2144-2154.
 100. Weiland BJ, Thayer RE, Depue BE, Sabbineni A, Bryan AD, Hutchison KE. Daily marijuana use is not associated with brain morphometric measures in adolescents or adults. *J Neurosci*. 2015;35(4):1505-1512.
 101. Pope HG Jr, Gruber AJ, Hudson JL, Huestis MA, Yurgelun-Todd D. Neuropsychological performance in long-term cannabis users. *Arch Gen Psychiatry*. 2001;58(10):909-915.
 102. Meier MH, Caspi A, Ambler A, et al. Persistent cannabis users show neuropsychological decline from childhood to midlife. *Proc Natl Acad Sci U S A*. 2012;109(40):E2657-E2664.
 103. Pope HG Jr, Gruber AJ, Hudson JL, Cohane G, Huestis MA, Yurgelun-Todd D. Early-onset cannabis use and cognitive deficits: what is the nature of the association? *Drug Alcohol Depend*. 2003;69(3):303-310.
 104. Jones JD, Calkins ME, Scott JC, Bach EC, Gur RE. Cannabis use, polysubstance use, and psychosis spectrum symptoms in a community-based sample of U.S. youth. *J Adolesc Health*. 2017;60(6):653-659.
 105. Marconi A, Di Forti M, Lewis CM, Murray RM, Vassos E. Meta-analysis of the association between the level of cannabis use and risk of psychosis. *Schizophr Bull*. 2016;42(5):1262-1269.
 106. Tetrault JM, Crothers K, Moore BA, Mehra R, Concato J, Fiellin DA. Effects of marijuana smoking on pulmonary function and respiratory complications: a systematic review. *Arch Intern Med*. 2007;167(3):221-228.
 107. Silins E, Horwood LJ, Patton GC, et al; Cannabis Cohorts Research Consortium. Young adult sequelae of adolescent cannabis use: an integrative analysis. *Lancet Psychiatry*. 2014;1(4):286-293.
 108. Castellanos-Ryan N, Pingault J-B, Parent S, Vitaro F, Tremblay RE, Séguin JR. Adolescent cannabis use, change in neurocognitive function, and high-school graduation: a longitudinal study from early adolescence to young adulthood. *Dev Psychopathol*. 2017;29(4):1253-1266.
 109. Meier MH, Hill ML, Small PJ, Luthar SS. Associations of adolescent cannabis use with academic performance and mental health: a longitudinal study of upper middle class youth. *Drug Alcohol Depend*. 2015;156(suppl C):207-212.
 110. Verweij KJH, Huizink AC, Agrawal A, Martin NG, Lynskey MT. Is the relationship between early onset cannabis use and educational attainment causal or due to common liability? *Drug Alcohol Depend*. 2013;133(2):580-586.
 111. Atakan Z, Bhattacharyya S, Allen P, et al. Cannabis affects people differently: inter-subject variation in the psychotogenic effects of Δ9-tetrahydrocannabinol: a functional magnetic resonance imaging study with healthy volunteers. *Psychol Med*. 2013;43(6):1255-1267.
 112. Batalla A, Crippa JA, Busatto GF, et al. Neuroimaging studies of acute effects of THC and CBD in humans and animals: a systematic review. *Curr Pharm Des*. 2014;20(13):2168-2185.
 113. Sterne JA, Gavaghan D, Egger M. Publication and related bias in meta-analysis: power of statistical tests and prevalence in the literature. *J Clin Epidemiol*. 2000;53(11):1119-1129.
 114. Dwan K, Altman DG, Arnaiz JA, et al. Systematic review of the empirical evidence of study publication bias and outcome reporting bias. *PLoS One*. 2008;3(8):e3081.
 115. Daly M. Personality may explain the association between cannabis use and neuropsychological impairment. *Proc Natl Acad Sci U S A*. 2013;110(11):E979.
 116. Røgeberg O. Correlations between cannabis use and IQ change in the Dunedin cohort are consistent with confounding from socioeconomic status. *Proc Natl Acad Sci U S A*. 2013;110(11):4251-4254.
 117. Giancola PR, Tarter RE. Executive cognitive functioning and risk for substance abuse. *Psychol Sci*. 1999;10(3):203-205.
 118. Meier MH, Caspi A, Danese A, et al. Associations between adolescent cannabis use and neuropsychological decline: a longitudinal co-twin control study. *Addiction*. 2018;113(2):257-265.
 119. Sloboda Z, Glantz MD, Tarter RE. Revisiting the concepts of risk and protective factors for understanding the etiology and development of substance use and substance use disorders: implications for prevention. *Subst Use Misuse*. 2012;47(8-9):944-962.
 120. Tarter RE, Kirisci L, Mezzich A, et al. Neurobehavioral disinhibition in childhood predicts early age at onset of substance use disorder. *Am J Psychiatry*. 2003;160(6):1078-1085.
 121. Jackson NJ, Isen JD, Khoddam R, et al. Impact of adolescent marijuana use on intelligence: results from two longitudinal twin studies. *Proc Natl Acad Sci U S A*. 2016;113(5):E500-E508.
 122. Rømer Thomsen K, Callesen MB, Feldstein Ewing SW. Recommendation to reconsider examining cannabis subtypes together due to opposing effects on brain, cognition and behavior. *Neurosci Biobehav Rev*. 2017;80:156-158.
 123. Morgan CJA, Schafer G, Freeman TP, Curran HV. Impact of cannabidiol on the acute memory and psychotomimetic effects of smoked cannabis: naturalistic study: naturalistic study (published correction appears in *Br J Psychiatry*. 2010;197(5):416). *Br J Psychiatry*. 2010;197(4):285-290.
 124. Gruber SA, Sagar KA, Dahlgren MK, Racine MT, Smith RT, Lukas SE. Splendor in the grass? a pilot study assessing the impact of medical marijuana on executive function. *Front Pharmacol*. 2016;7:355.
 125. Solowij N, Lorenzetti V, Yücel M. Effects of cannabis use on human behavior: a call for standardization of cannabis use metrics. *JAMA Psychiatry*. 2016;73(9):995-996.
 126. Kevin RC, Allsop DJ, Lintzeris N, Dunlop AJ, Booth J, McGregor IS. Urinary cannabinoid levels during nabiximols (Sativex®)-medicated inpatient cannabis withdrawal. *Forensic Toxicol*. 2017;35(1):33-44. https://www.ncbi.nlm.nih.gov/entrez/query.fcgi?cmd=Retrieve&db=PubMed&list_uids=29367861&dopt=Abstract

