

Ensuring Equity

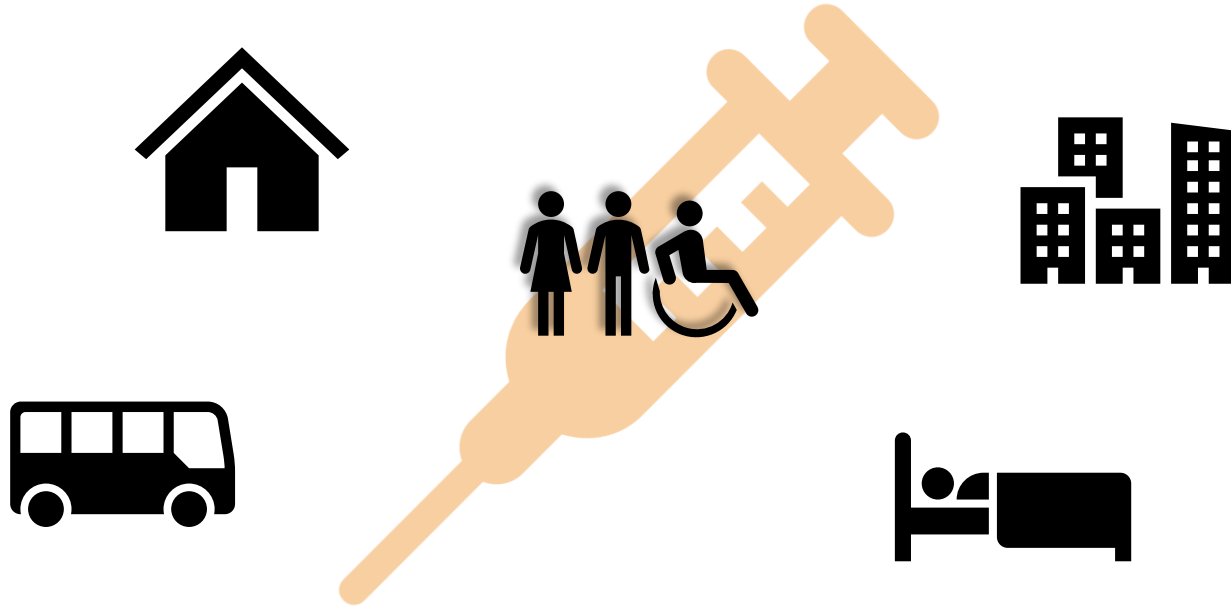
Denver's COVID-19 Vaccination Update

FEBRUARY 25, 2021

Strategy

Denver's Vaccination Strategy:

Broad-based, neighborhood access




Vaccine Strategies



Support Existing
Community
Health System



Establish Fixed
Neighborhood
Vaccination Sites



Deploy Mobile
Vaccination
Teams

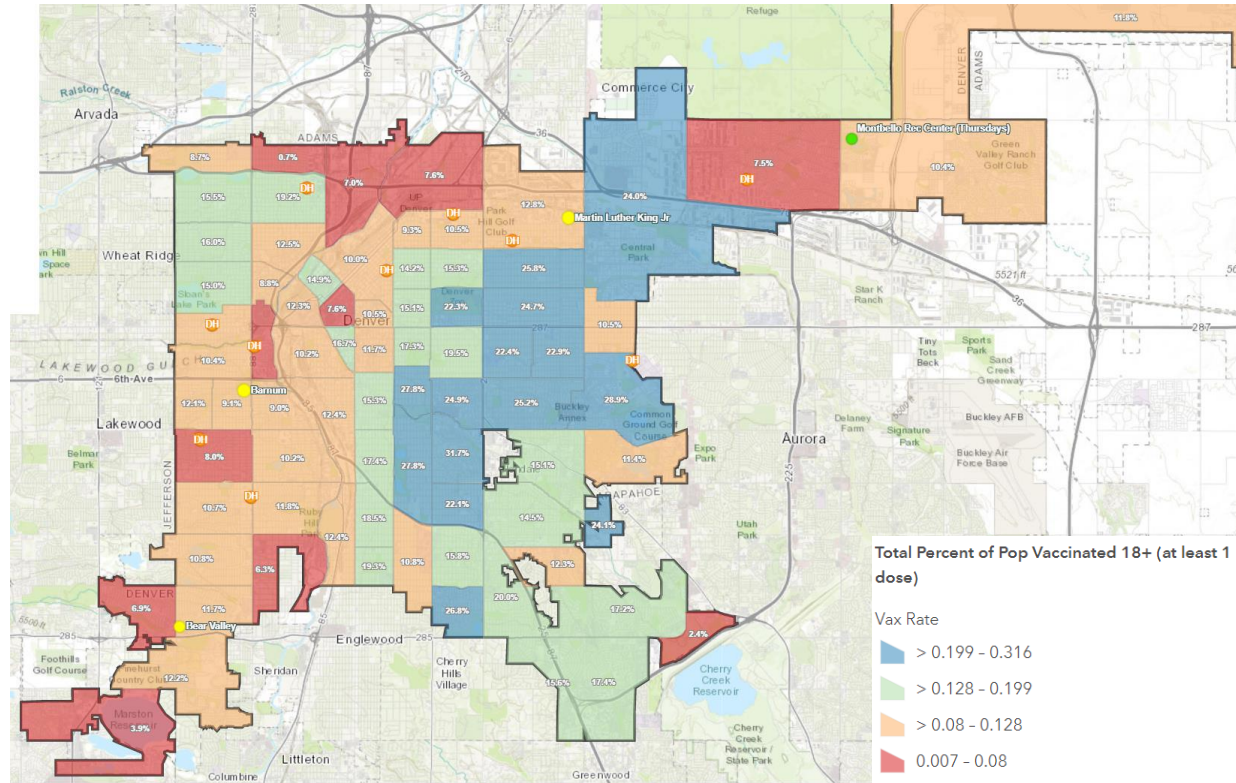


Vaccination Strategy

Support Existing Community Health System

Establish Fixed Neighborhood Vaccination Sites

Deploy Mobile Vaccination Teams



Fixed Community Sites

Sites starting one day a week then expanding with vaccine supply

Healthcare partners will provide vaccine

Community partner will assist with registration

Fixed Community Site Locations

- Montbello Rec. Center – Open
- Project Angel Heart – Open (state managed)
- Barnum Rec Center – Week of March 7th
- MLK Rec Center - Week of March 7th
- Bear Valley Library – Week of March 7th
- Montbello High School – February 27th (partnership with COVID Check Colorado)
- Other sites are in progress

Mobile Vaccination Team

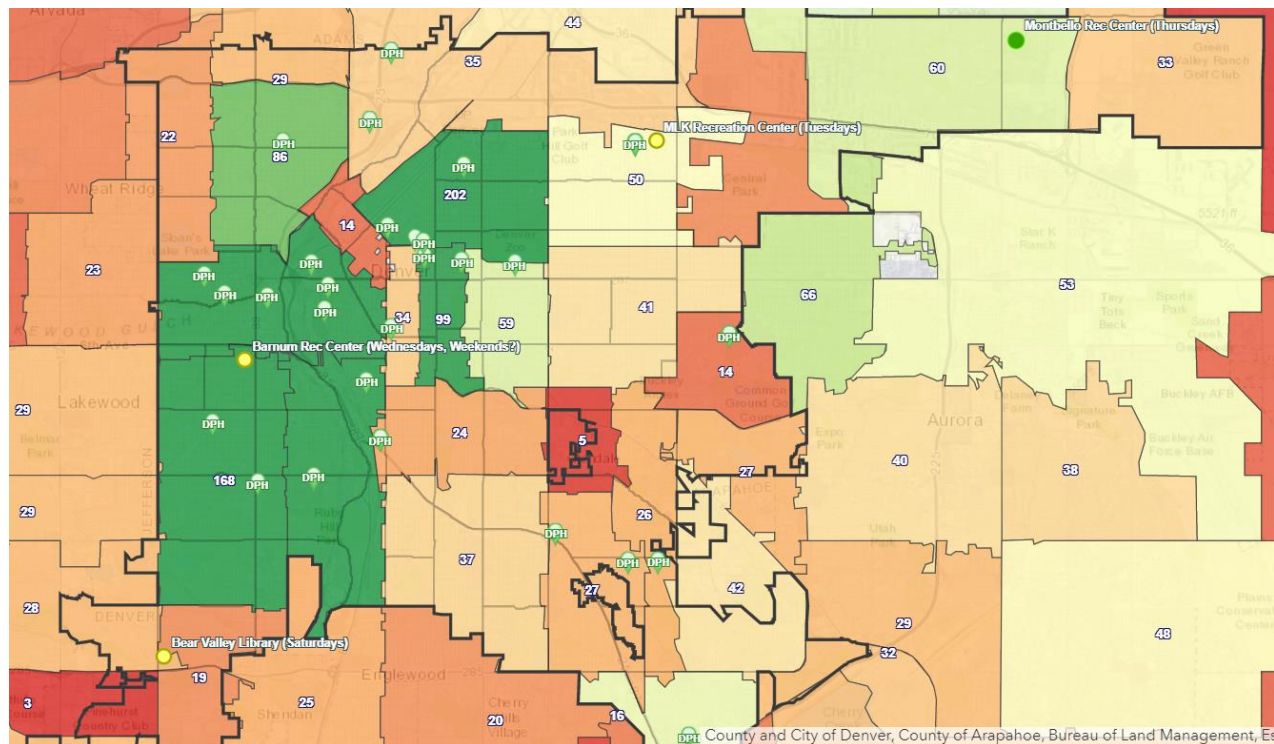
Began operating January 18

Staffed by Denver Public Health nurses and Denver Firefighters

Prioritizing communities of color and those without vaccine access

Denver Fire Dept. and Denver Public Health

Denver Fire Dept. and Denver Public Health



Vaccination Plan

City and County of Denver Vaccination Strategy
Revised 19 Feb

Details how the City will focus it's vaccination efforts and coordinate with partners.

This plan is a living document.



DENVER
THE MILE HIGH CITY

COVID-19 Vaccination Plan

VACCINATION STRATEGIES

- EXISTING HEALTHCARE SYSTEMS
- COMMUNITY VACCINATION SITES
- MOBILE VACCINATION TEAMS

CCD COVID-19 VACCINATION EQUITY STRATEGY

PUBLIC INFORMATION AND COMMUNICATION STRATEGY

INITIAL PRIORITY VACCINATION GROUPS

VACCINE ORDERING, DISTRIBUTION AND STORAGE REQUIREMENTS

CCD Role in State-wide Strategies

Support State and FEMA mass vaccination sites (Points of Dispensing)

Support hospital/healthcare systems mass vaccination sites (Points of Dispensing)

Support State approved pop-up clinics

CCD continues to support these strategies where possible -- equity, efficiency, and scalability are challenges with these strategies.

Vaccine Allocation

Allocations are managed by the state.

Denver has requested control of local allocation, but this has not been granted.

Community vaccine administration capacity greatly exceeds vaccine supply.

Vaccination Status Update

State Vaccination Efforts

Colorado COVID-19 Vaccination Data

Data as of: 11:59:59 PM 2/22/2021

Data is updated daily by about 4 p.m. and includes data reported through the previous day. All data, for days past and present, is recalculated daily from the Colorado Immunization Information System. Vaccine administration data often has a reporting lag, and counts may not reflect all doses administered on a given day.



COLORADO
Department of Public
Health & Environment

Colorado is in
Phase 1A & 1B

847
Total Vaccine
Providers

811,926
People Immunized
with One Dose

398,795
People Immunized
with Two Doses

1,261,555
Cumulative Doses
Distributed

1,212,192
Cumulative Doses
Administered

Denver Vaccination Efforts

Data Caveat:

Counts based on county of residence, while prioritization has been on place of work.

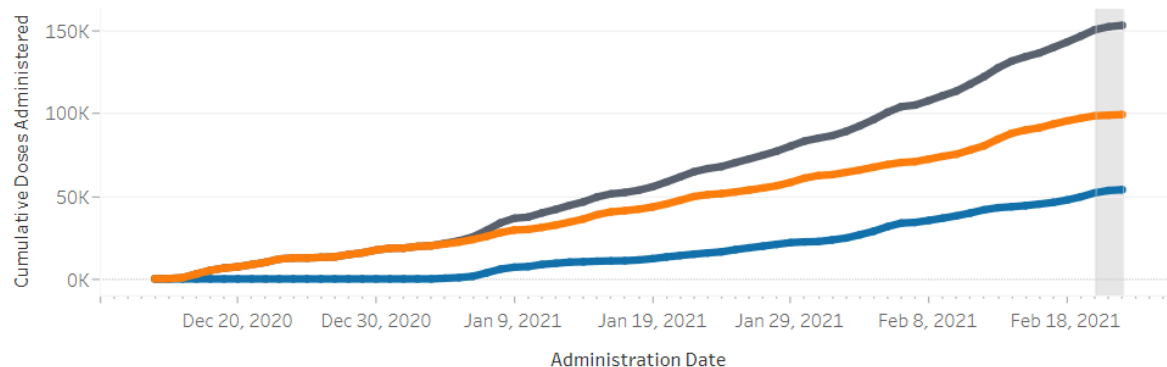
Denver Residents Initiating Vaccination (1st Dose Received)	Denver Residents Completing Vaccination (2nd Dose Received)
99,156	53,826

Choose a weekly or daily view

- ☒ Daily
☐ Weekly

- Initial Vaccine Dose (1st Dose)
■ Completed Vaccine Dose (2nd Dose)
■ Total Doses Administered (1st and 2nd Dose)

Cumulative Denver County COVID-19 Vaccine Doses Administered



Includes all COVID-19 vaccine doses given to Denver County residents. Data in the shaded area may be incomplete due to reporting delays.

Data Source: Colorado Immunization Information System (CIIS)

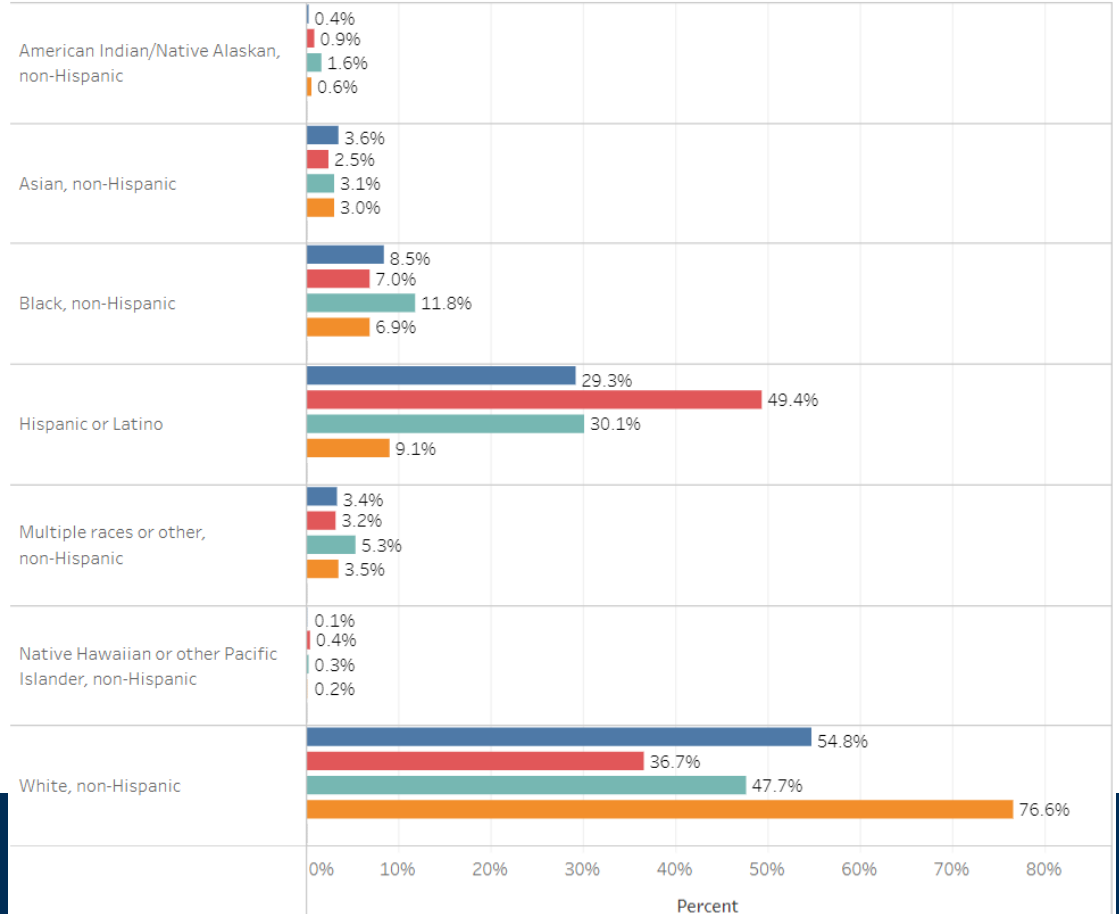


Last Update: 2/24/2021 12:17:23 AM UTC

Racial Disparity

Data Caveat:
Early prioritized groups were based on place of work, and not based solely on impact of COVID-19.

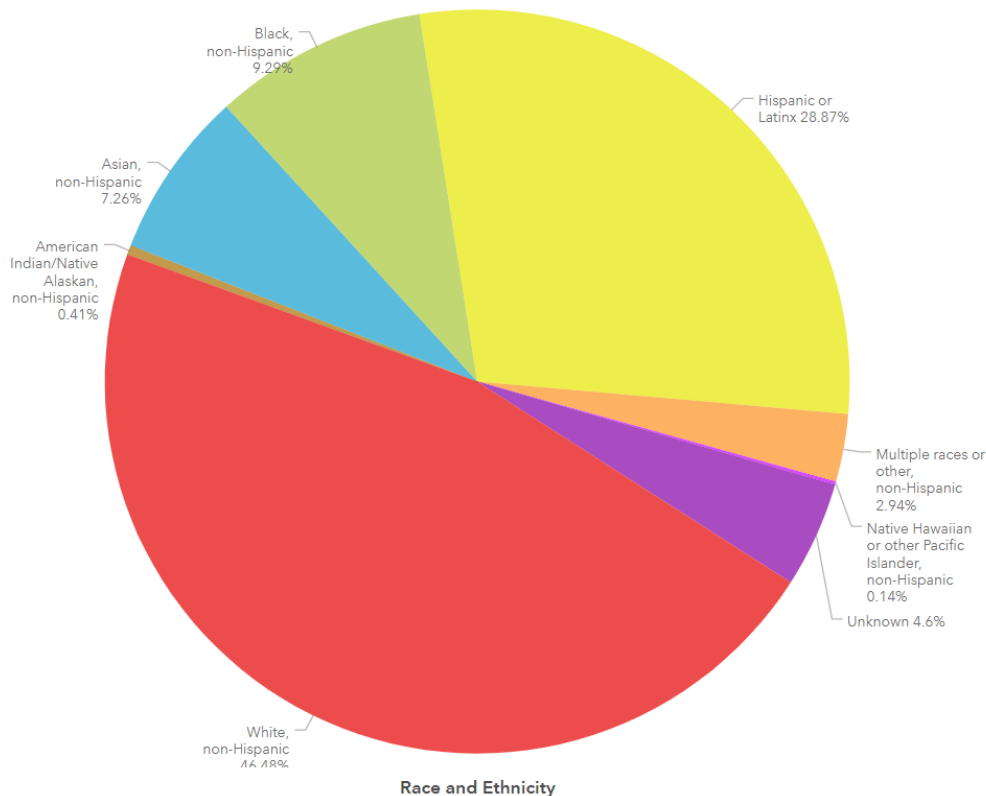
■ Percent Denver population
■ Percent of COVID-19 cases in Denver
■ Percent of COVID-19 Deaths in Denver
■ Percent of initial (1st dose) vaccinations in Denver



Mobile Vaccination Teams

Denver Fire Dept. and
Denver Public Health

DPH/DFD Mobile Vaccination Demographics



City Council Partnership

Community Coordination

- Councilmembers with a fixed community site in their district will be engaged to assist in identifying community partners.
- Assist the Joint Information Center with spreading the word about vaccine efficacy and safety. Information is available in multiple languages
- Set expectations concerning vaccine availability and the need for continued COVID precautions

Support to Community Partners for Fixed Vaccination Sites

- Caring for Colorado Grant
- Denver has requested FEMA dollars to support scheduling and registration
- 311 has already been engaged in registration
- External form being developed for partners to request city support
- 9Health will assist with registration and outreach at three sites
- Denver is working to engage more partners to assist

Stay the Course



Wear face coverings
in public



Social distance and
avoid gatherings



Wash hands

SIGN UP. BE INFORMED. STAY CONNECTED.



DENVER
THE MILE HIGH CITY

Text COVID to DENVER (336837)

Questions?